



වාර්ෂික වාර්තාව හා ගිණුම් 2021
ஆண்டறிக்கையும் கணக்குகளும் 2021
ANNUAL REPORT & ACCOUNTS 2021



කැලණිය විශ්වවිද්‍යාලය, ශ්‍රී ලංකාව
களனிப் பல்கலைக்கழகம், இலங்கை
UNIVERSITY OF KELANIYA, SRI LANKA



UNIVERSITY OF KELANIYA
SRI LANKA
ANNUAL REPORT 2021

About This Report

This report presents the annual information about the University of Kelaniya for the year 2021. It employs the integrated reporting approach and covers the strategy, governance, performance and prospects of the University from January 1, 2021 to December 31, 2021.

Reporting Framework and Scope

The report consists of information on students, graduate output, human resources, research and innovations, awards and achievements, sports activities and achievements, welfare facilities, infrastructure development projects and financial performances and annual accounts. The data and information provided in this report have been collected from the administrative departments and academic departments, units and centers of the University of Kelaniya. The report is compiled by the University Statistics and Data Monitoring Unit and the Research Publications Division of the University of Kelaniya.

Vision

To become a centre of excellence in the creation and dissemination of knowledge for sustainable development.

Mission

To nurture intellectual citizens through creativity and innovation, who contribute to national development

Objectives

01

To create a high quality and flexible teaching and learning environment.

02

To develop the highest quality faculty and staff to attain the strategic goals of the University.

03

To create a high quality and flexible teaching and learning environment.

04

To develop the highest quality faculty and staff to attain the strategic goals of the University.

05

To develop an excellent system of governance through efficient and effective administration and financial management

Message of the Vice - Chancellor

“

We are all determined to contribute in many ways to serve our country and nation; to provide opportunities for an excellent higher education and to conduct high-quality research.

”

As one of the largest universities in Sri Lanka, the University of Kelaniya remains committed to national development through the delivery of higher education programs of outstanding quality, the conduct of excellent research and the delivery of expert consultative services to the public of Sri Lanka.

The University continued with its academic and research activities throughout 2021, turning to online platforms when required. Although many routine face-to-face activities had to be curtailed because of the COVID-19 pandemic, we were successful in finding solutions to the inevitable problems and crises that occurred from time to time. In 2021, we registered the highest annual intake of internal undergraduate students to date and forged ahead with plans to improve our presence in international university rankings.

We were particularly proactive in rising to the challenges brought about by the pandemic. Under the guidance of a COVID-19 Response Committee that met fortnightly, the University adapted guidelines issued by health authorities regarding essential health and safety precautions, provided free testing facilities for diagnosis of COVID-19 infection, carried out numerous drives to vaccinate students and staff, and set in place several measures to support those affected by COVID-19, particularly among our staff members.

I thank all those who worked enthusiastically and tirelessly during a very challenging time and made 2021 into another successful year for the University of Kelaniya.

Senior Professor
Nilanthi de Silva
Vice- Chancellor,
University of Kelaniya

TABLE OF CONTENT

About the Report	i	PART TWO – FINAL ACCOUNTS & AUDIT INFORMATION	
Vision	ii		
Mission	ii	15. FINANCIAL INFORMATION AND ACCOUNTS	125
Objectives	ii	16. REPORT OF THE AUDITOR GENERAL	179
Message of the Vice- Chancellor	iii	17. AUDIT COMMITTEE REPORT	184
Facts & Figures	vii	18. OBSERVATION OF THE COUNCIL OF THE UNIVERSITY OF KELANIYA ON THE REPORT OF THE AUDITOR GENERAL	188
PART ONE – ANNUAL REPORT – 2021			
1. The University Of Kelaniya	02		
2. Year In Review - 2021	06		
3. Outlook For The Future	09		
4. University Governance	10		
5. Faculties Of The University	16		
6. Students Of The University - 2021	69		
7. Examination Data	78		
8. Staff Of The University	83		
9. Research	93		
10. Welfare Facilities Of The University	96		
11. Governance Practices	98		
12. Information On Sports Activities	109		
13. Capital Infrastructure Development	114		
14. Activities On Sustainable Development Goals	115		



LIST OF TABLES

LIST OF ACRONYMS

Table 1-1: Council members	05	Table 9-4: Science & Technology output	95
Table 2-1: Statistics and Figures	08	Table 10-1: Provision of Mahapola & Bursary	96
Table 4-1: Number of meetings held during 2021	14	Table 10-2: Provision of other scholarships	97
Table 6-1: Total number of students in external degree programs by program of study	70	Table 11-1: Issuance of information as per the Right to Information act	98
Table 6-2: Total student enrollment of the year 2021 – Local internal undergraduates	71	Table 11-2: COVID- 19 statistics	105
Table 6-3: Students in postgraduate programs	73	Table 12-1: Sports events and student participation	109
Table 6-4: Undergraduate student enrollment under foreign category	76	Table 13-1: On-going projects in 2021	114
Table 6-5: Postgraduate student enrollment under foreign category	77		
Table 7-1: Undergraduate output - External degree programs	78		
Table 7-2: Undergraduate output - Internal degree programs	79		
Table 7-3: Postgraduate output by the type of degree program	81		
Table 7-4: Postgraduate output 2021	82		
Table 8-1: All staff	83		
Table 8-2: Qualifications of the staff	83		
Table 8-3: All staff - approved cadre, existing staff, and vacancies	84		
Table 9-1: Research & Publications output of the Academic Staff	93		
Table 9-2: Research symposiums held during the year	94		
Table 9-3: List of patents	95		

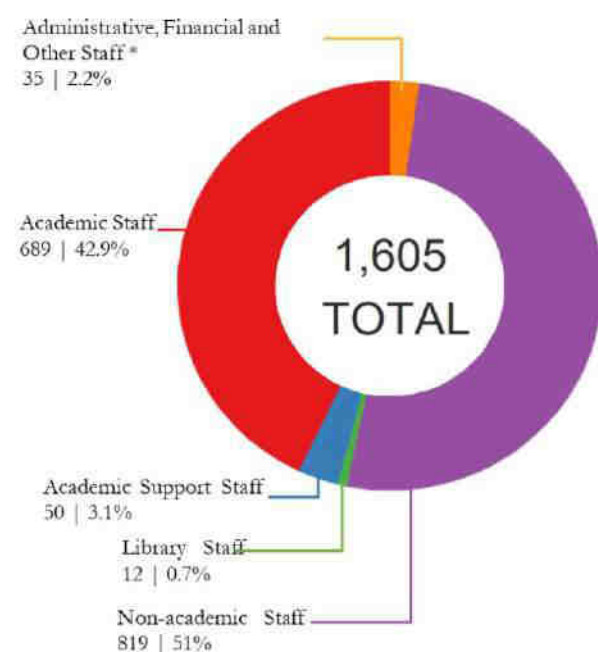


UoK	:	University of Kelaniya
FCMS	:	Faculty of Commerce & Management Studies
FCT	:	Faculty of Computing & Technology
FGS	:	Faculty of Graduate Studies
FHU	:	Faculty of Humanities
FMED	:	Faculty of Medicine
FSC	:	Faculty of Science
FSOSC	:	Faculty of Social Sciences
CDCE	:	Centre for Distance & Continuing Education
M	:	Male
F	:	Female
FB	:	Faculty Board
BoS	:	Board of Study
GCE O/L	:	General Certificate of Examinations-Ordinary Level
GCE A/L	:	General Certificate of Examinations-Advanced Level

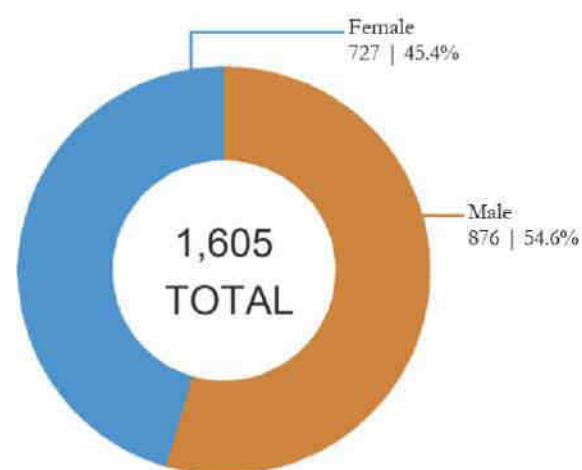
FACTS & FIGURES

STAFF OF THE UNIVERSITY

Staff by Category

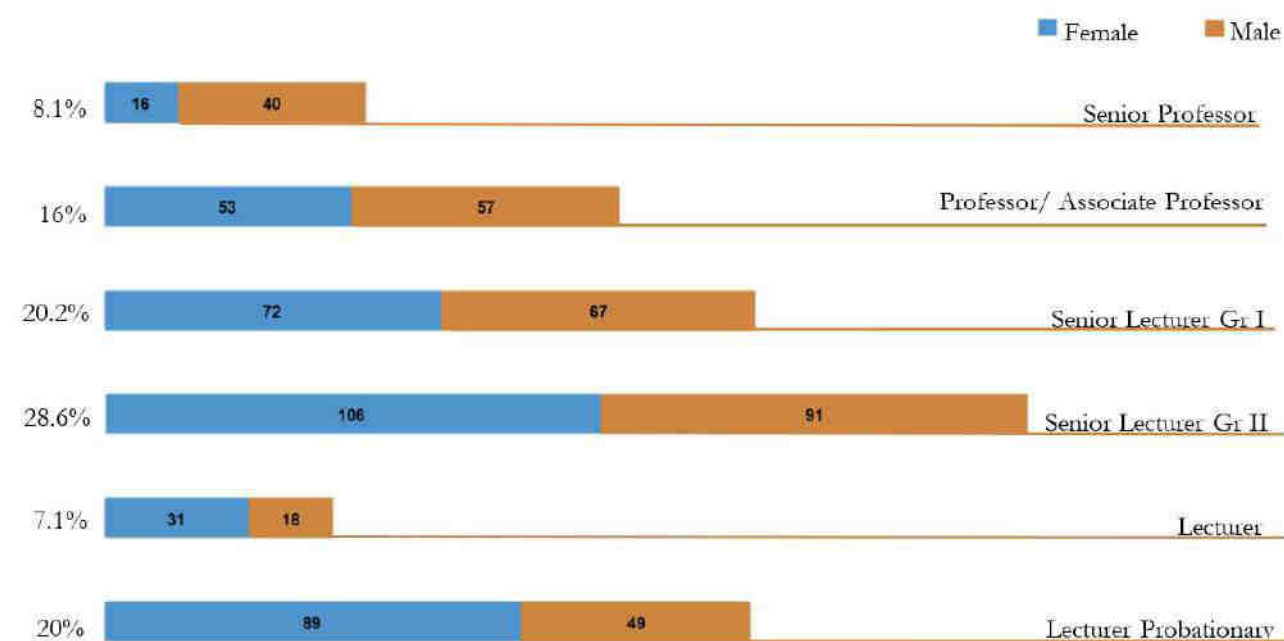


Staff by Gender




*Administrative and Financial staff (30), Medical officers (2), Other Executive staff (3)

Academic Staff by Position




FACTS & FIGURES

Highest Qualifications Achieved by Academic Staff, Academic Support Staff and Administrative Staff



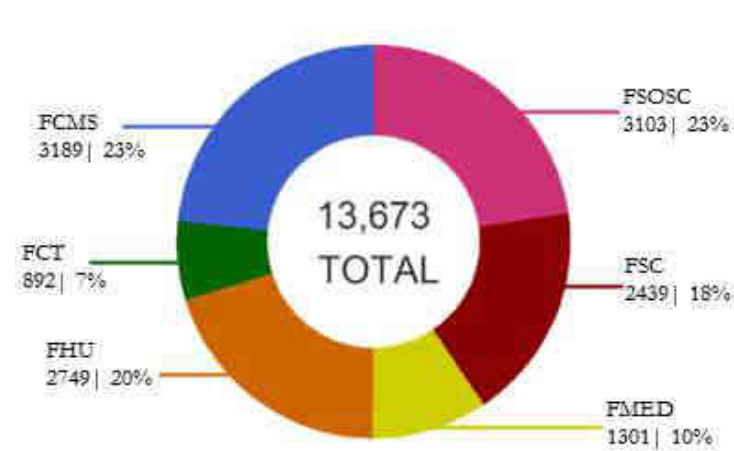
Qualifications of Non-academic Staff



FACTS & FIGURES

STUDENTS OF THE UNIVERSITY

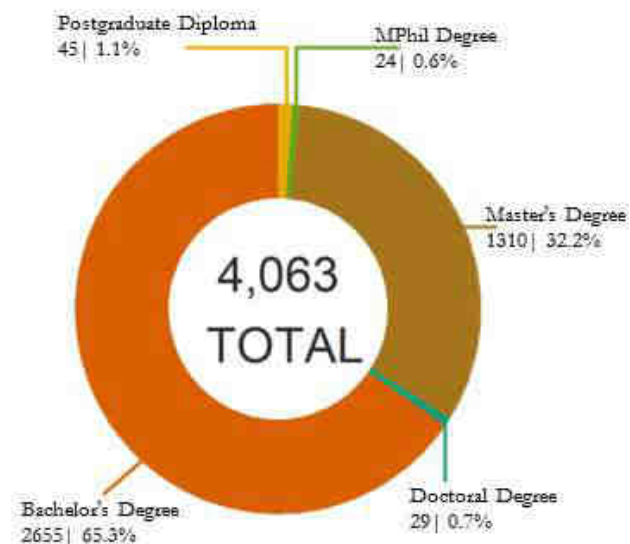
Undergraduate Student Enrollment



Postgraduate Student Enrollment



Qualifications Awarded

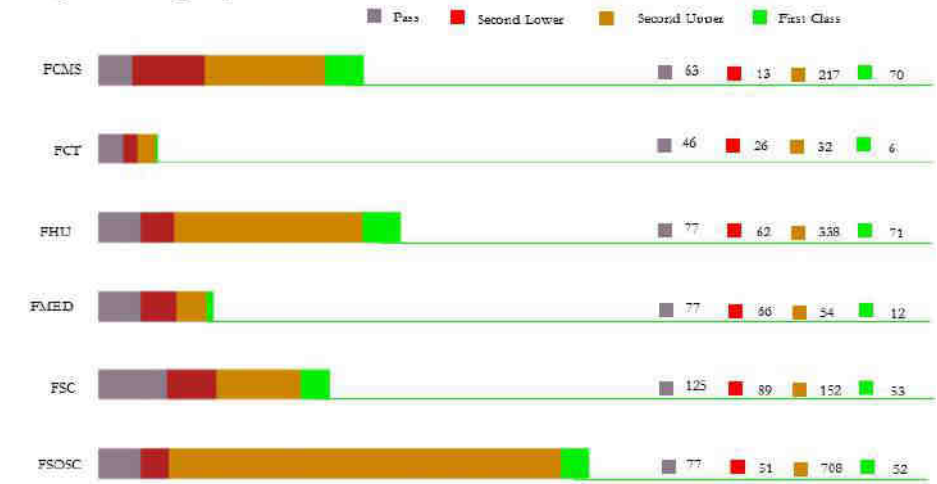


Qualifications Awarded by Faculty



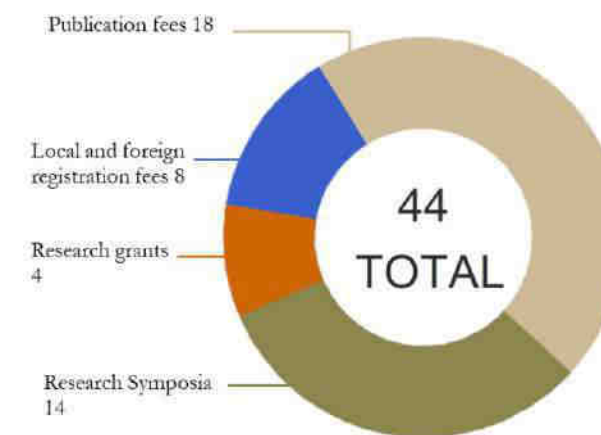
FACTS & FIGURES

Undergraduate Output by Class Awarded

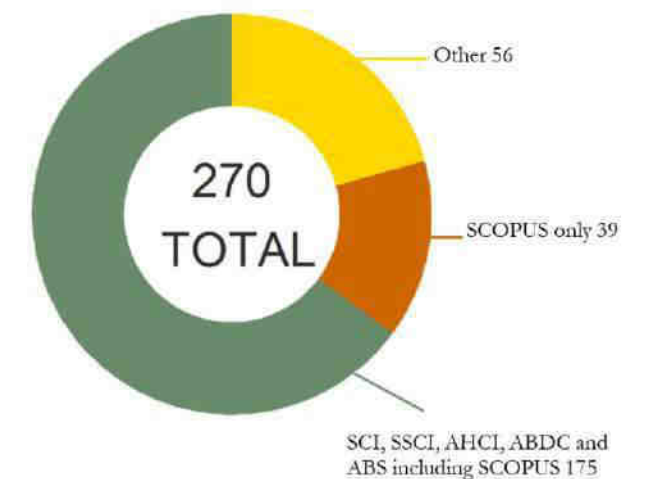


RESEARCH OUTPUTS

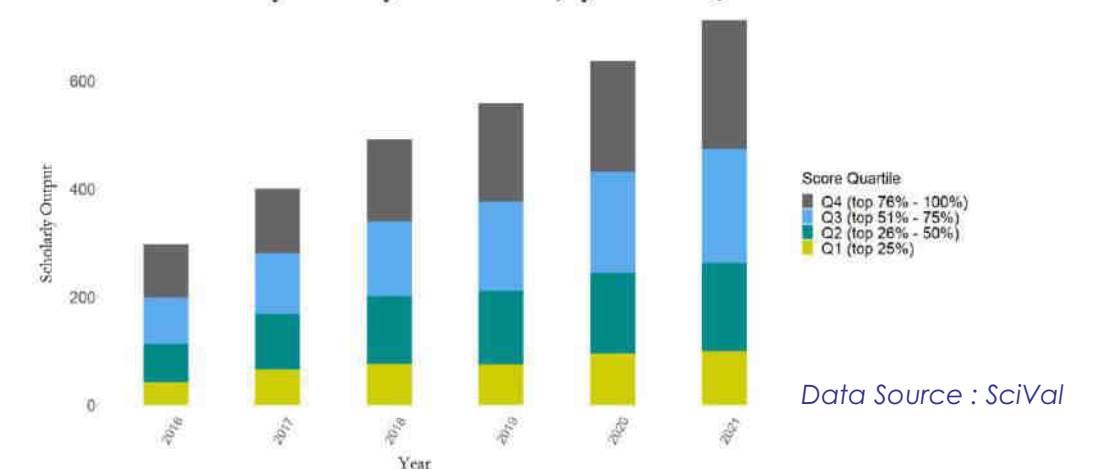
Number of Funds for Promoting Research



Senate Awards for Publications



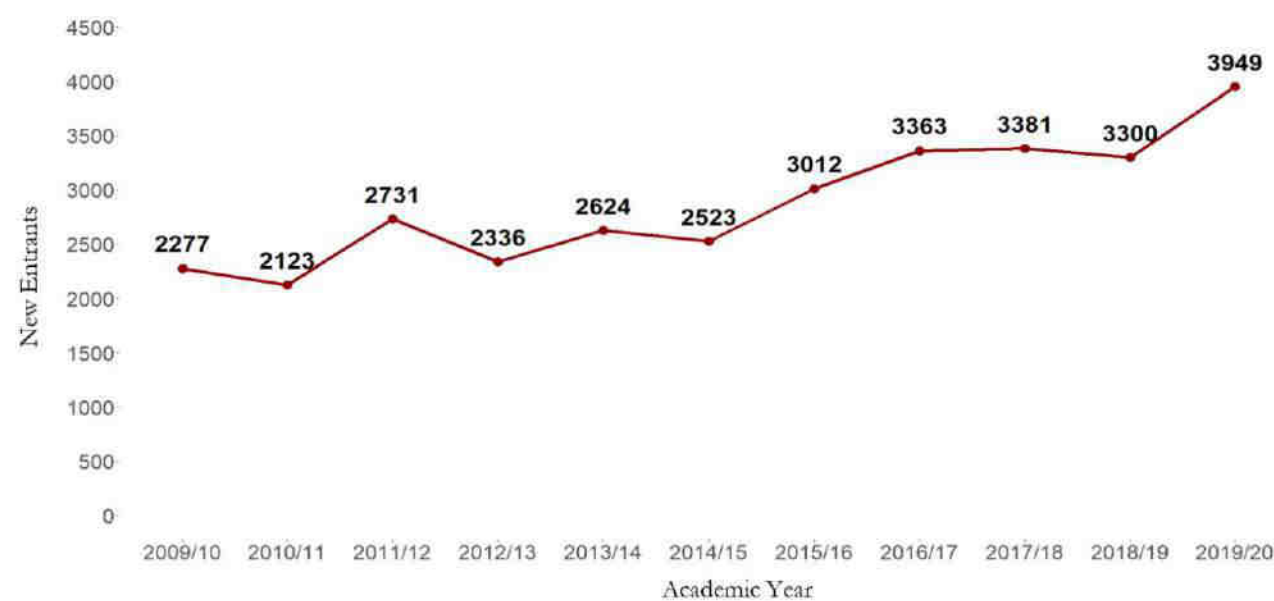
Trends in Publications by University Academic Staff, by CiteScore Quartile



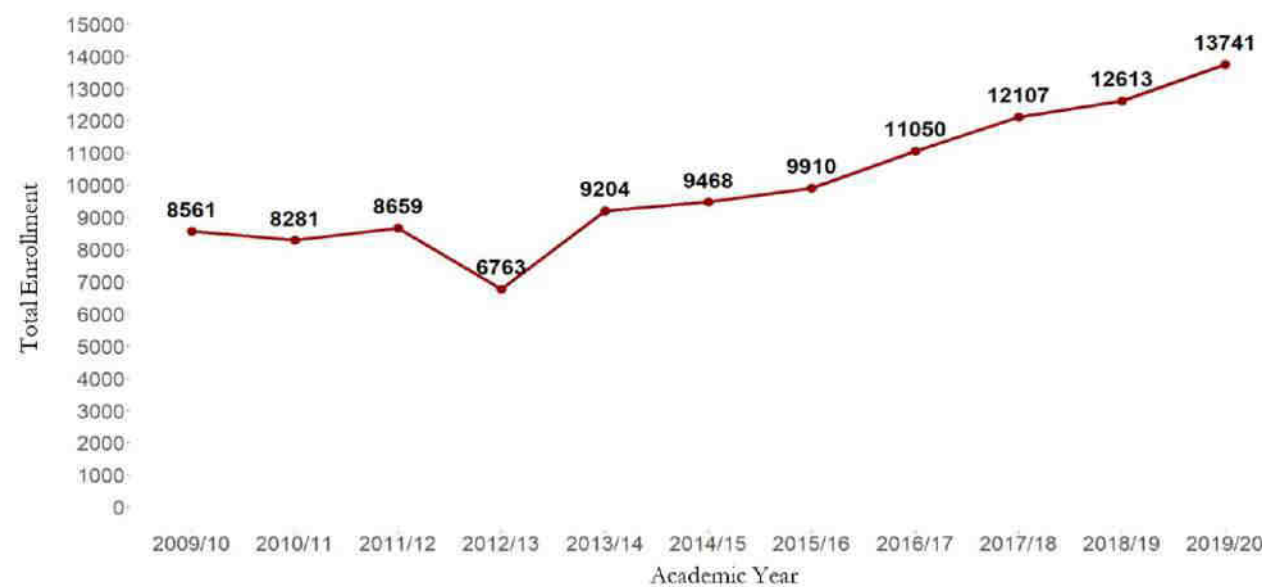
FACTS & FIGURES

TRENDS AND PATTERNS

New Entrants Across Years


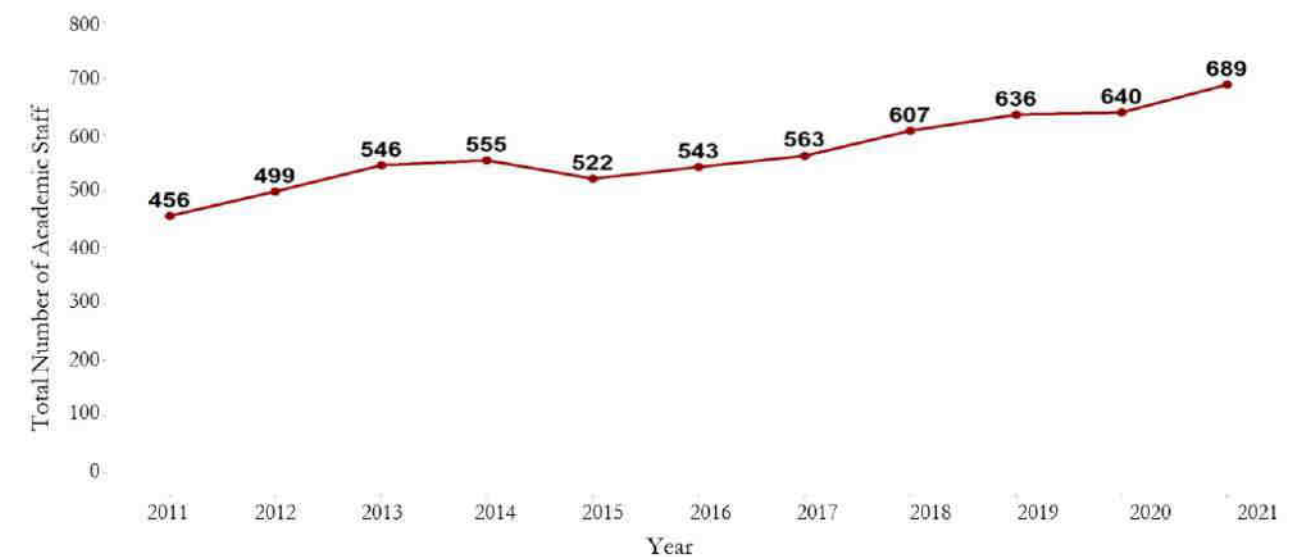


Total Enrollment Across Years

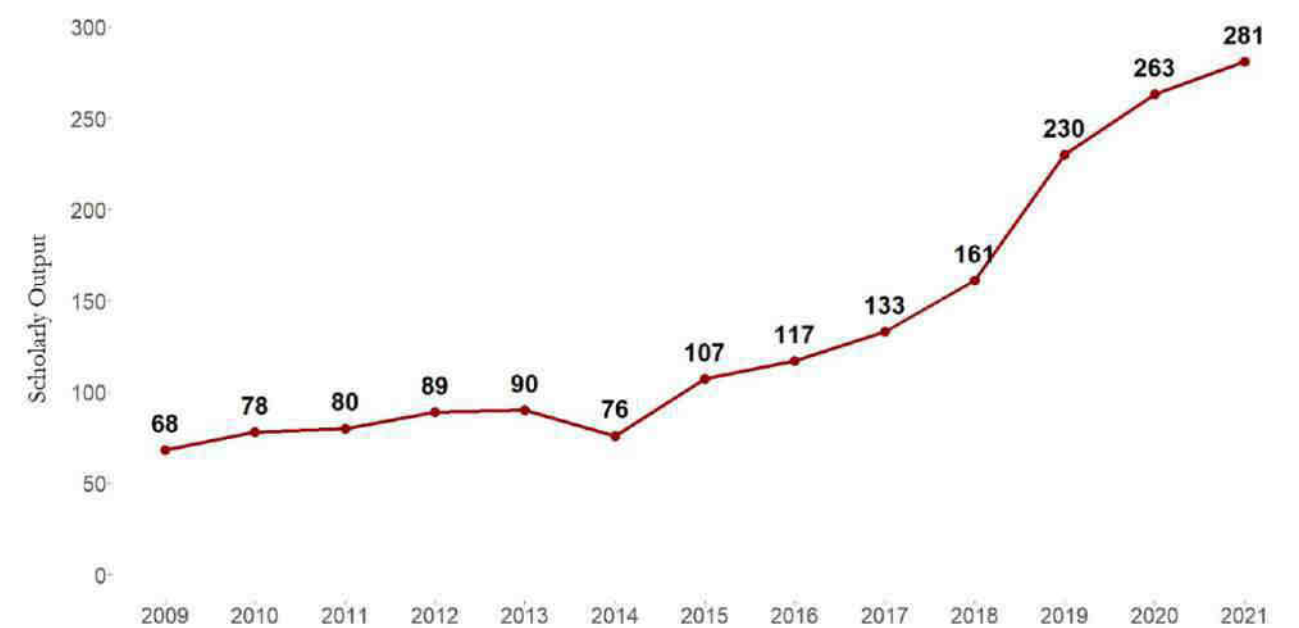


FACTS & FIGURES

Total Academic Staff Across Years



Trend in Scholarly Outputs Indexed in Scopus

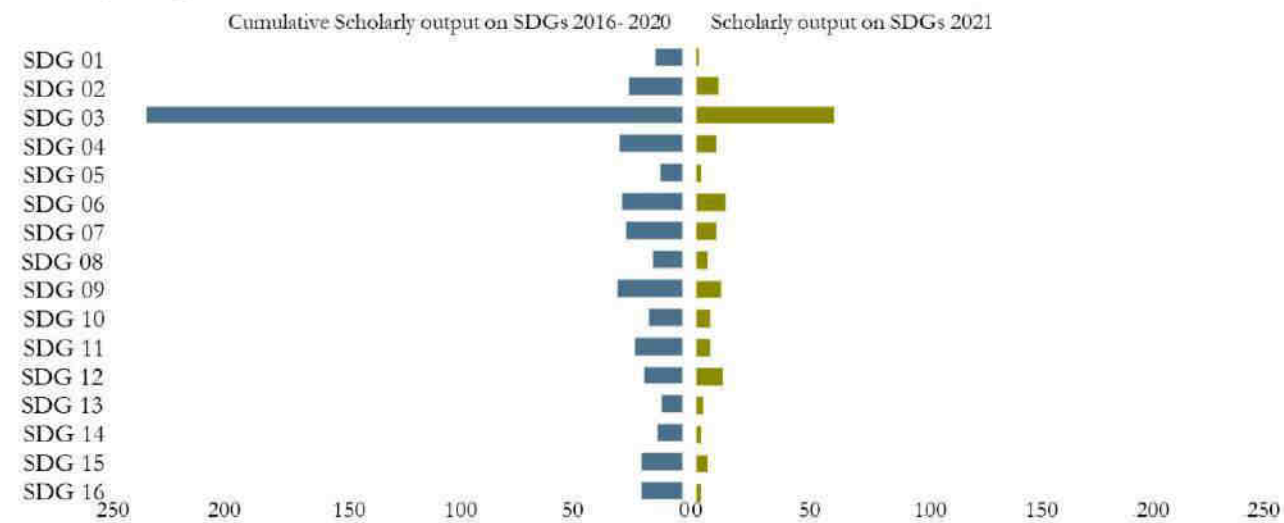


Data Source : SciVal

FACTS & FIGURES

◆ SUSTAINABLE DEVELOPMENT REPORTING ◆


Scholarly Output on SDGs



Data Source : SciVal

◆ COVID - 19 DATA ◆

COVID-19 cases reported from students and staff of the University



PART ONE

ANNUAL REPORT

2021



UNIVERSITY OF KELANIYA

The University of Kelaniya has its origin in the historic Vidyalankara Pirivena, founded in 1875 by Ratmalane Sri Dharmaloka Thero as a center of learning for Buddhist monks. With the establishment of modern universities in Sri Lanka in the 1940s and 1950s, the Vidyalankara Pirivena became the Vidyalankara University in 1959, later the Vidyalankara Campus of the University of Ceylon in 1972, and, ultimately, the University of Kelaniya in 1978.

The University has seven faculties including 56 academic departments, three other academic units and two affiliated institutes, namely the Postgraduate Institute of Pali and Buddhist Studies and the Postgraduate Institute of Archaeology. At present, the Gampaha Wickramarachchi Ayurvedic Institute, which was also an affiliated institute of the UoK, has become a separate university.

All the faculties except the Medical Faculty at Ragama Premises and the Faculty of Computer and Technology at Peliyagoda Premises are located at the Dalugama Premises. The University of Kelaniya is the first university to start teaching science in Sinhala. It also took the lead in establishing academic departments in relevant study streams: the Department of Industrial Management and Department of Microbiology were the first of their kind, established in the Faculty of Science; the Department of Linguistics, the

Department of Fine Arts, the Department of Modern Languages and the Department of Hindi of the Faculty of Humanities were established at UoK first; the Faculty of Social Sciences pioneered the establishment of the Department of Mass Communication and the Department of Library and Information Sciences for the first time in Sri Lanka.

The University provides a range of vital services to its students via a specialized set of university centers and units. Key among them are the Student Counselling Service, Career Guidance Unit, Personal Counselling Unit (Kalana Mithuru Sevana), Medical Center, Physical Education Center, Cultural Center, Arts Council, the Library (including Faculty Libraries), the Information and Communication Technology Center and the International Student Affairs Unit. In addition, several other units and centers have been established to offer other services related to the effective administration of the university: among these are the Internal Quality Assurance Centre, University Statistics and Data Monitoring Unit (USDMU), Media Unit, Staff Development Center, Technology and Innovation Support Centre, Sustainable Development Centre, Centre for Distance and Continuing Education (CDCE), Centre of Excellence for Strategic Brand Identity Development (CEBID) and the Inter-Faculty Center for Coordinating the Modular System (ICCMS).

The University of Kelaniya has introduced a free insurance scheme for students and staff as it is concerned not only with the quality of the graduates but also with the well-being of the students and the staff. It is the first-ever university in the country to offer up to five million rupees for the doctoral studies of the staff members. In addition, a large amount of money has been allocated for aesthetic and sports activities of the university.

The bhikku hostel and the women's hostel complex are located within the university premises, while the men's hostels and some of the women's hostels are located in the surrounding area outside the university premises. Mahapola and Bursary scholarships are given every year to students with financial difficulties. Apart from these two main scholarship schemes, the Alumni Association of the University also supports students with financial difficulties who are not eligible to receive Mahapola or Bursary scholarships.

The human resources of the university include the academic staff members, the administrative staff, the academic support staff, and the non-academic staff. The following diagram illustrates the organizational structure of the University.

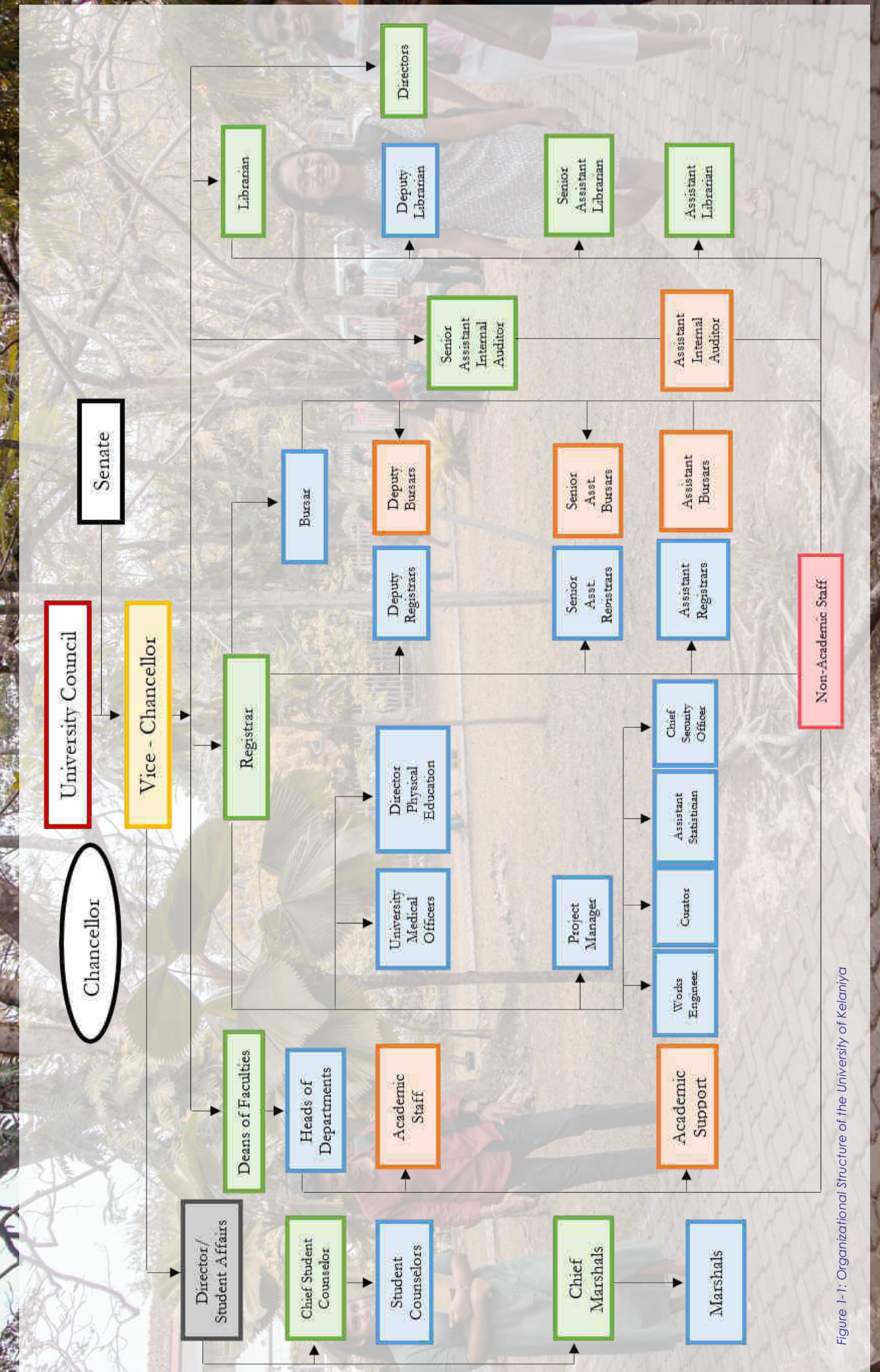


Figure 1-1: Organizational structure of the University of Kelaniya

THE COUNCIL

Table 1.1 : Council members

Names of the Members	Period of Appointment	Number of meetings attended during the year 2021
Vice-Chancellor		
Senior Professor Nilanthi De Silva	28.08.2020 - 27.08.2023	12
Deans of Faculties		
Dr. P. N. D. Fernando/Faculty of Commerce & Management Studies	10.06.2020 - 31.12.2023	12
Dr. P. G. Wijayarathna/ Faculty of Computing & Technology	06.05.2019 - 31.12.2021	11
Snr. Prof J. M. D. Ariyaratne/Faculty of Graduate Studies	09.03.2019 - 08.03.2022	12
Dr. U.S. Senarath/Faculty of Humanities	10.06.2020 - 09.06.2023	12
Snr. Prof. (Mrs) S. J. de S.	23.09.2020 - 22.09.2023	11
Hewavisenthi/Faculty of Medicine		
Snr. Prof. S. R. D. Kalingamudhali/Faculty of Science	03.01.2020 - 02.01.2023	12
Prof. M. M. Gunathilake/Faculty of Social Science	15.12.2019 - 14.12.2022	12
Senate Nominee		
Ven.(Snr. Prof.) Induragare Dhammarathana Thero	26.01.2020 - 25.01.2023	7
Prof. P. M. C. Thilakeratne		
Snr. Prof. N. A. K. P. J. Senavirathne	26.01.2020 - 27.07.2021	5
	28.07.2021 - 25.01.2023	5
Member Appointed by the University Grants Commission		
Prof. H. Abeygunawardena	11.02.2020 - 15.01.2023	9
Mr. Rakhitha Shri Dharshana Abeygoonawardana	11.02.2020 - 15.01.2023	11
Prof. Ranjith Arthanayake	11.02.2020 - 15.01.2023	12
Mr. Sanjaya Bandara	11.02.2020 - 15.01.2023	9
Mr. S. M. Gotabaya Jayarathne	11.02.2020 - 15.01.2023	12
Prof. Nimal Perera	11.02.2020 - 15.01.2023	12
Prof. Rohan Rajapakse	11.02.2020 - 15.01.2023	8
Mr. L.E. Susantha Silva	11.02.2020 - 15.01.2023	12
Mr. S.K. Cyril Suduwella	11.02.2020 - 15.01.2023	12
Mr. Upali Wijayaweera	11.02.2020 - 15.01.2023	10
	11.02.2020 - 15.01.2023	11
Secretary to the Council		
Mr. W.M. Karunaratne		
Mr. K.K.K. Dharmathilaka(Ex-Officio)	01.01.2021 - 01.07.2021	6
	02.07.2021 - 31.12.2021	6

¹ Mr. W.M. Karunaratne, retired on 01.07.2021

YEAR IN REVIEW - 2021

INTRODUCTION

As the COVID-19 pandemic extended into its second year, the University of Kelaniya rose to the challenge of delivering online education for all its students, and expedited transition to digitalized systems and processes in the management of its affairs. Throughout 2021, the University continued to strengthen its digital infrastructure to support the enhanced need for online delivery of learning activities and materials, the conduct of various forms of assessment, the use of video conferencing platforms for meetings and conferences, and recruitment procedures. At the same time, the University used the opportunity provided by the physical absence of students to renovate and refurbish hostels and other common amenities.

Several significant transitions took place in the year under review. In March, the Gampaha Wickramaarachchi Ayurveda Institute, which had been affiliated to the University of Kelaniya since 1995, became an independent university known as the Gampaha Wickramaarachchi University of Indigenous Medicine. Senior Professor Janitha Liyanage of the Department of Chemistry in the Faculty of Science of the University of Kelaniya was appointed as the first Vice-Chancellor of the new University.

At the end of June, Mr. W.M. Karunaratne, who had served as the Registrar of the University of Kelaniya for 17 years, retired from service. He was succeeded by Mr. K.K.K. Dharmathilake, who is an alumnus of the Universities of Colombo and Kelaniya.

In October, our much venerated and beloved Chancellor, the Most Venerable Welamitiyawe Kusaladhamma Thero, who had served in this capacity for nearly 25 years, passed away. The University was pleased to welcome Aggamahapanditha Ven. Kollupitiye Mahinda Sangharakkitha Thero, the Chief Incumbent of the Kelaniya Rajamaha Viharaya, appointed by His Excellency the President, as the new Chancellor of the University of Kelaniya.

STUDENT INTAKE AND GRADUATION

A total of 3,959 new internal undergraduate students were enrolled in the first half of 2021 for the academic year 2019/20, and the total enrollment of internal undergraduates in the University of Kelaniya in 2021 rose to 13,673. The total number of students enrolled in external undergraduate programs was 95,692, while 2,970 students enrolled in postgraduate programs offered by the University of Kelaniya.

Because of delays caused by the COVID-19 pandemic, only 2,655 students graduated from internal undergraduate degree programs. However, 5,596 students graduated from external undergraduate degree programs and 1,408 students graduated from postgraduate degree programs. Four convocations were held during the year, and students were encouraged to obtain their degree certificates in absentia due to the difficulty of holding convocations physically in the earlier months of 2021.

STAFF

During the year 2021, 25 academic staff members of the Faculty of Medicine and 2 academic staff members of the Faculty of Science received President's Awards for Scientific Publications in the year 2018. To motivate academics and appreciate their research efforts, 270 Senate awards and cash prizes were awarded, and 77 academic staff members received Vice-Chancellor's Awards. Several faculties and academic departments had organized 14 research conferences including 10 international conferences to promote the research culture in the University of Kelaniya.

Moreover, five researchers of the University of Kelaniya, Senior Professor Nilanthi de Silva, Senior Professor Janaka de Silva, Professor K.T.A.A. Kasturirathna, Senior Professor Asita de Silva and Professor Sachith Mettananda were ranked among the top 2% of scientists in the list of outstanding researchers prepared by Elsevier BV and Stanford University, USA.

The University of Kelaniya was ranked 2nd place among the local universities and 754th place among the global universities by the SCIMAGO Institutions Rankings in 2021. SCImago is an interactive open-access platform that analyses research performance, innovation outputs and societal impact and the university has shown good progress in Scopus Indexed publications during the past five years.

In addition, the university was ranked in 6th place in Sri Lanka, in 137th place in the South Asian region and 2,557th place globally in Webometrics ranking (July edition). Moreover, the University of Kelaniya has ranked 2nd locally and 124th in the Asian region and 247th globally in UI Green Metrics ranking 2021.

Apart from the research activities, the film, Viyasiduru, produced by the University of Kelaniya has won awards in Paris International Film Awards 2021, Calcutta International Cult Film Festival 2021, World Film Carnival - Singapore 2021, Golden Sparrow International Film Festival 2021, and in Halicarnassus film Festival Turkey 2021. Apart from that, the movie has been officially selected in Port Blair International Film Festival 2021, Indo French International Film Festival, Vanilla Palm Film Festival & Art Competition California 2021, Druk International film Festival 2021, Tagore International Film Festival 2021.

The official website of the University of Kelaniya, www.kln.ac.lk won the gold award for the Best University and Education Institute website and the silver award overall at the BestWeb.lk competition in 2021.

The University of Kelaniya has seven Faculties, 56 Departments of study, and several units and centers. Table 2-1 illustrates the student capacity, number of degree programs, number of academic staff, graduate output, and staff to student ratio of each Faculty.

Table 2.1 : Statistics and Figures

Faculties	Number of Departments	Number of Degree Programs	Number of Academic Staff	Number of Students	Number of Graduates	Student - Staff Ratio
FSOSC	05	12	133	3189	110	23.98
FCT	03	03	30	892	58	29.73
FGS	-	54	-	2970	1408	-
FHU	10	28	118	2749	548	23.29
FMED	18	04	133	1301	209	9.78
FSC	09	18	138	2439	419	17.67
FSOSC	12	18	134	3103	888	23.16

² Including Molecular Medicine Unit

³ Including Software Engineering Teaching Unit

OUTLOOK FOR THE FUTURE

The University of Kelaniya is striving to look beyond 2030 despite the extraordinary circumstances created by the Covid-19 pandemic. Key among its many initiatives the most prioritized is the goal to qualify to be ranked in the Times Higher Education World Ranking. The University of Kelaniya has already entered the QS Asia University Rankings 2022.

Most future programmes and activities shall be developed to look beyond 2030 and align with the university ranking expectations. An information and communications technology (ICT) roadmap will pave the way for; introducing and embedding ed-tech to improve the student learning experience; and improve administrative efficiency. The University of Kelaniya recognizes the importance of Sustainable Development Goals (SDGs) and will be working closely with various stakeholders to increase its contribution to achieving Sri Lanka's SDG footprint. The University recognizes that it's imperative to increase student intake and graduate employability as we approach the next decade. Limited building facilities remains a major obstacle to introduce new programs and increase student intake. Moreover, macro-economic condition in Sri Lanka may also affect graduate employability.



UNIVERSITY GOVERNANCE

The University of Kelaniya follows the organizational structure and line of responsibilities laid down in the Universities Act No. 16 of 1978 and is bound to comply with the regulations and guidance provided by the UGC from time to time through its Circulars.

The Council, the Senate, and the Faculty Boards are statutory bodies that formulate policies at different levels of operation. The organogram of UoK illustrates the position of all the officers with their duties, responsibilities and the line of reporting.

The Chancellor and Officers of the University

The Chancellor is the Head of the University who presides over convocations, while the Vice-Chancellor is the principal executive officer, the principal academic officer, and the chief accounting officer of the University. The Vice-Chancellor is an ex-officio member and Chairperson of both the Council and the Senate of the University and bears responsibility for implementation of the decisions of the Council and the Senate. The Deans are the academic and administrative heads of each Faculty and the ex-officio Chairperson of the respective Faculty Board. They are ex-officio members of the Council and Senate. The Dean of the Faculty of Graduate Studies is responsible for coordinating and regulating postgraduate studies as well as specialized or multidisciplinary research carried out within the university, subject to the direction and control of the Senate.

The Registrar is responsible for the disciplinary control of its non-academic staff and has the custody of the records and property of the University. He is the ex-officio Secretary to the Council and the Senate. The Librarian is responsible for the administration of the libraries of the University and is also an ex-officio member of the Senate. The Bursar is responsible for the management of the University's finances and the maintenance of its accounts.



THE UNIVERSITY COUNCIL

The Council is the executive body and governing authority of the University. The Council of the University of Kelaniya consists of the Vice-Chancellor, the seven Deans of the Faculties, two members elected by the Senate from among its members and eleven members appointed by the UGC. The Vice-Chancellor chairs the Council, while the Registrar is the Secretary to the Council. Council members serve on all Selection Committees for recruitment and promotion of academic staff, and on the following statutory committees:

- Finance Committee
- Audit Committee
- Management Committee of the Centre for Distance & Continuing Education

THE SENATE

The Senate is the academic authority of the University and comprises of the Vice-Chancellor who is the ex-officio Chairperson, the Directors of the PGIAR and PGIPBS, Deans of Faculties, Heads of Departments, Senior Professors and Professors, the Librarian, and two academic members from each faculty who are elected from the permanent academics of the respective faculty. The Senate, in the exercise of its duties, has appointed several Standing Committees in the following areas.

- | | |
|---|-----------------------------|
| • Quality Assurance | • Research and Publications |
| • Curriculum, Learning, Teaching and Evaluation | • Admissions |
| • Library | • Honorary Degrees |
| • Leave and Awards | |

FACULTY BOARDS

The Faculty Boards regulate matters connected with teaching, examinations and research in the respective faculties, subject to the control of the Senate. All academic departments come under the purview of the respective Faculty Board. The departments of study are responsible for the development of curricula, teaching, assessments, research, and other relevant academic matters of each department.

GOVERNANCE DOCUMENT : STRATEGIC PLANE & ANNUAL ACTION PLANE

In 2021, the University of Kelaniya decided to change from its previous practice of working with a 5-year rolling Corporate Plan and adopted a 3-year Strategic Plan. The Strategic Plan for 2022-2024 is designed to be pragmatic, real, and relevant, influencing the university's vital institutional decisions and addressing the prioritized requirements of both staff and students while sharing the overall vision of the university with its partners for the next three years. This also sets the platform for articulating a set of values guiding the University's work over the next three years. The Action Plan is the proposed activity plan for a specific year and is based on the Strategic Plan.



STATUTORY COMMITTEES

Finance Committee

The Council of the University of Kelaniya has appointed a Finance Committee (FC) to make recommendations with respect to finance-related matters to support the Council. The composition of the FC is as follows.

- Vice-Chancellor – Chairperson
- Deans of Faculties
- Two members of the Council
- Registrar
- Bursar-Convener

FC meets once a month and takes decisions on all matters related to the finances of the University. All financial matters, including program budgets, are properly evaluated in line with governing regulations and as per the university development plan. Recommendations of the FC are submitted for approval of the Council. FC receives matters referred by the Vice-Chancellor, Deans of Faculties, Registrar, Bursar, Heads of Departments, Heads of Divisions or Senate. FC is one of the subcommittees of the Council.

Procurement Committee

The University of Kelaniya has its Department Procurement Committee (DPC) which is appointed by the Secretary of the Ministry of Education in line with Procurement Guidelines of 2006 and its subsequent amendments. Thus, the University has two types of PCs: the DPC (Major) and the DPC (Minor). DPC (Minor) takes up the procurements below Rs. 5 million while DPC (Major) takes up procurement up to 200 million as per current guidelines. The composition of the DPC (Major) is the Vice-Chancellor as chairperson, a member appointed by the Secretary of the Ministry of Education and the Bursar as member. The composition of the DPC (Minor) is the Vice-Chancellor as Chairperson, Registrar– as member and Bursar as member. Meanwhile, a Supplies Committee (SC) is also appointed by the governing body to assist the procurement of the University. SC supports the DPC, and it takes up procurement up to Rs. 500,000/-. In addition, the University has its Project Procurement Committee (PPC) appointed by the Secretary of the Ministry of Education.

Audit Committee

As per the Public Enterprises Circular No.P.E.D./31, the Audit Committee meeting should be held at least four times a year. The main objective of the Audit Committee is to assist the Council to carry out efficient financial functions an related management activities of the University.

The main responsibilities of the Audit Committee are the review and supervision of financial statements, financial reporting, and the continuation of the audit process, the examination of any matters related to the finance of the University, the approval of the annual internal audit plans and programs, the supervision of the Internal Audit Plan and Program, the investigation of the external and internal audit reports and the follow up on recommendations. Their review, supervision, and examination of compliance with system controls to ensure effective performance, the review of performance at regular intervals for cost-effectiveness and elimination of wasteful expenditure etc., ascertaining whether statutes, regulations, rules, and circulars are complied with are all responsibilities of the Audit Committee.

Table 4 - 1 : Number of meetings held during 2021

Student Committees	Number of meetings held
Council	12
Senate	11
Finance Committee	12
Audit Committee	4

ETHICAL AND SAFETY STANDARDS

The University has two Ethics Review Committees (ERC). The Ethics Review Committee of the Faculty of Medicine was established in 1995 to promote research ethics among undergraduates, postgraduate students, academics, and the wider community of researchers. Its primary objective is the protection of humans participating in biomedical research. This is achieved through review and monitoring processes carried out in accordance with the guidelines of the Forum of Ethics Review Committees in Sri Lanka (FERCSL guidelines) and other relevant national and international legislation and guidelines.

The Ethics Review Committee of the University of Kelaniya was established in 2016, with the aim of promoting high quality research and is dedicated to maintaining the highest ethical standards as enshrined in its vision and mission. The ERC of the University of Kelaniya covers several aspects of research ethics pertaining to the research conducted by the Faculties of Commerce and Management, Computing and Technology, Graduate Studies, Humanities, Science and Social Sciences.

HEALTH, SAFETY AND WELL - BEING


The University has a Health Centre (UHC) to help the students and staff of the University to lead an active life free from disease. It contributes towards the wellbeing of students and provides a comprehensive, preventive health service. All registered students and staff are entitled to free consultations, free basic medicinal drugs, laboratory service and other services. The UHC functions as an outpatients' department (OPD), attending to the health needs of all internal students and around 2000 academic and non-academic staff, as well as their close relatives. The UHC provides OPD consultation, day treatment and emergency treatment for the university community. Patients are referred to relevant clinics or transferred to tertiary care hospitals as relevant. The UHC has qualified staff, a well-equipped laboratory, a pharmacy, and other required facilities to provide these services effectively. A Dental Clinic & Ayurvedic medical facilities are also available at the UHC.

The University Medical Officers are well trained in student counselling and student health, especially in areas of sexual & reproductive health and psychological problems of youth. In addition, UHC conducts medical examinations, certifying the fitness of students involved in sports activities and of academic staff and/or students who go abroad for study purposes or international conferences or tournaments. The Chief Medical Officer of the UHC is responsible for the medical confirmation for service and granting extensions of service to the staff based on the findings of medical examination. All the medical certificates of students and staff are evaluated and certified by CMO.

GRIEVANCE HANDLING

The University has a grievance redress mechanism with effect from January 01, 2021 which was approved by the University Council at meeting No 485 held on 08th December, 2020.

The University has pledged to adhere to the principles of acceptance, empathy, confidentiality, impartiality & fairness, responsibility, finding solutions continuously, and gender equality in dealing with the grievances of its staff members.



FACULTIES OF THE UNIVERSITY



UNIVERSITY OF KELANIYA

FACULTY OF COMMERCE & MANAGEMENT STUDIES



MISSION


“

The mission of the Faculty of Commerce and Management Studies of the University of Kelaniya is to Foster a culture of excellence in teaching, learning and research to nurture tomorrow's leaders.

”

Introduction Of The Faculty

The Faculty of Commerce and Management Studies, University of Kelaniya is one of the fast-developing faculties in Sri Lanka. It was established in 1976, branching out from the Faculty of Social Sciences. Subsequently, it became a prestigious faculty in the University of Kelaniya. With hard work, perseverance, and the dedication of the academic staff, students, and other bodies the FCMS was able to achieve faculty status in 1995. It conducts a multitude of programs under five (5) departments: Department of Commerce & Financial Management (DCFM), Department of Human Resource Management (HRM), Department of Accountancy (DoA), Department of Marketing Management (DMM), and Department of Finance (DFin). The faculty offers twelve (12) Undergraduate Degree Programs, one Doctor of Business Administration (DBA) program, six (06) master's degree programs, five (05) Diploma and six (06) Higher Diploma programs. The Faculty includes 147 academic staff members, 32 non-academic staff members and 3152 undergraduate students. The faculty has a multi-cultural, multi-ethnic student body, and it fosters social harmony and cultural diversity. The undergraduates of the faculty have the opportunity to develop their soft-skills and have the character molded through extracurricular activities conducted by the respective departments and the Faculty.



Quality of Academic Activities




The faculty is appreciated by university community for successfully aligning with and maintaining academic quality over quantity. The Faculty's graduate employability rate of 81% is one of the highest rates among the management faculties in the country, which indicates the quality of the graduates produced by the Faculty. Further, obtaining the ISO certification for the Department of Marketing Management and the recognition granted by the Chartered Financial Analysts (CFA) Institute-USA for the Bachelor of Business Management Honors in Finance and Bachelor of Business Management Honors in Financial Engineering indicates the quality of the degree programs offered by the faculty. Moreover, renewing the membership of AACSB (The Association to Advance Collegiate Schools of Business) for 2021 and introducing the Bachelor of Business

Management Honors in Digital Marketing are the key milestones that indicates the Faculty's emphasis on quality over quantity during the year 2021.

At present, the Faculty has converted all the Special Degree programs into Honors Degree programs. Additionally, two new Centers were established to carry out activities related to student internships and to develop entrepreneurship among students. In celebrating the twenty-fifth anniversary of the faculty, The Centre for Management Research (CMR) was renamed as W.M. Jayarathne Centre for Management Research, which provides vital assistance for research in the Faculty. The Faculty conducts rigorous and quality research in the field of management.

Academic Staff Profile

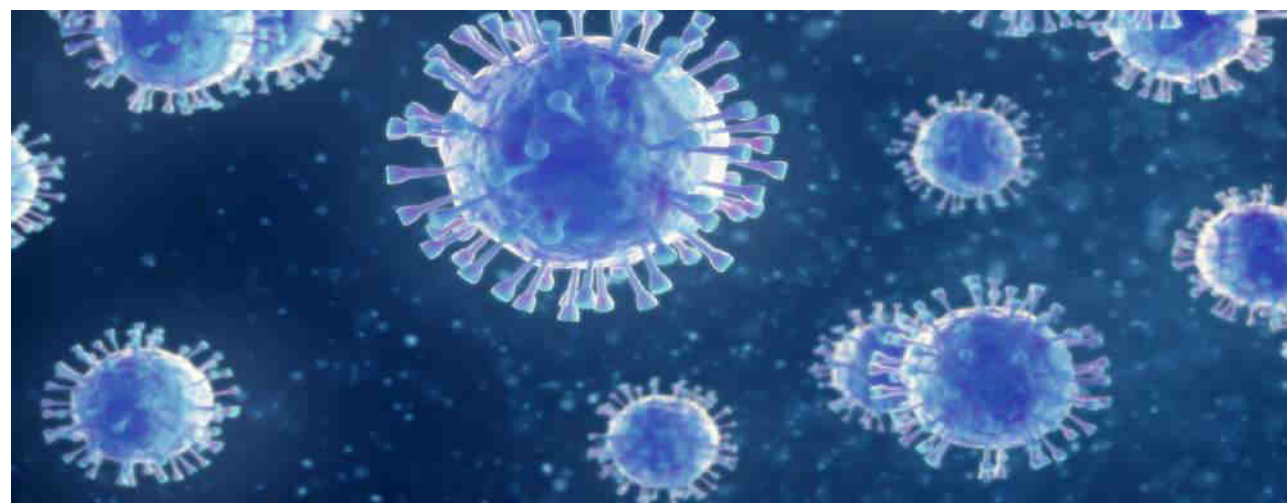


Inspired by the Faculty's tradition of holding to high academic standards, the staff members are self-motivated to carry out research that contributes to the development of academic programs. Consequently, in 2021, the staff members of the Faculty obtained a Vice Chancellor's Award and 3 Senate Awards for high quality research publications. In addition, with the collaboration of the University of Central Lancashire, UK a research project was completed by the Center for Advanced Marketing by the Department of Marketing Management on COVID-19 and disaster under the supervision of Prof. D.M.R. Dissanayake. Further, 49 members of the academic staff hold Doctoral Degrees (PhD) while 114 members are with master's degrees, and the remaining, 27 members of the staff are currently reading for Doctoral degrees.

Innovation

The Faculty has taken steps to create an enriched learning environment to provide opportunities for undergraduates- to complete their education successfully. Online teaching and learning are being upgraded through various infrastructural developments such as the construction of smart classrooms to promote blended classrooms among lecturers and students, the construction of an innovation lab to promote new product development in undergraduate and postgraduate programs and Studio A1 to help students and other stakeholders in digital content development. Further, among the significant innovations organized by students is the introduction of "Goraka Secret," a drink targeting diabetic patients, as part of a community development project.

In addition, launching a free financial literacy course for the public, introducing a short course in Banking and launching the magazine Finance Outlook are some other exceptional activities conducted during the year. Further, the Faculty also incorporated a proctoring system for online examinations and implemented it in -all postgraduate degree programs.



Actions on COVID-19 Pandemic(Staff/Students)

Given the outbreak of the COVID-19 pandemic, all in-person lectures were shifted to the ZOOM online platform to ensure the safety of the students and the academic staff. Further, all physical examinations that took place at the university premises were conducted through the online platform to curb the COVID-19 pandemic. To ensure the safety of the invigilators who had on-premises duty, bio-bubbles were created adhering to all the COVID-19 health guidelines. The majority of the academic and non-academic staff members are fully vaccinated for COVID-19, and all the staff members and students were continuously encouraged to get the vaccine via the vaccination programs organized by the university.

Further, the faculty conducted academic events such as the Conference for Accounting Researchers and Educators (ICARE) and launched the 8th volume of the case study of accounting and some social events such as, 'Great Minds Talk series, Vesak with ASAK 2021, Virtual Poson Thorana' and Dfin Beats via online-platforms to provide opportunities for undergraduates to relief the stress of the COVID-19 pandemic. The academic coordinators were responsible for reaching out to support students who were affected by COVID-19. Continuing its regular activities online whilst adhering to all necessary health precautions, the Faculty has risen to the challenges of the new normal.

Infrastructure Developments

Despite the great challenges posed by the COVID-19 pandemic, the renovation of the the faculty office and the renovation of common amenities in the Ananda Patabendige building were successfully completed. Moreover, Digital Smart Interactive Boards, Web Cams and desktops were purchased to facilitate the online education activities of the Faculty.

Highlights Of The Year 2021



The celebration of the 25th anniversary of the Faculty of Commerce and Management Studies was one of the key events of 2021. An online teaching and training program titled “National Workshop on Online Assessment Methods” was conducted for school-teachers of higher education institutes /National Universities in Sri Lanka. The faculty celebrated the 45th anniversary of the Department of Commerce and Financial Management and the 10th anniversary of the Department of Finance in 2021. Some of

the other prominent activities organized by the faculty during the last year were virtual field visits, “Certified Professional Marketing Graduate (CPMG)” certificate, the signing of MOUs for Gold Medals with the Colombo Stock Exchange and Softlogic life and initiating a teaching appraisal program to award a “Teaching Excellence Award” to appreciate high-quality teachers in the Faculty.

In achieving the mission, the faculty creates outstanding leaders who shine in the corporate world because they have gained the required capability, skills, and attitudes to make essential decisions to be successful in their careers. The Faculty of Commerce and Management Studies has so far produced more than 10,000 graduates and most of them are at the managerial ranks in public and private sector organizations, and some of our graduates are prominent entrepreneurs in the country.

Dr PND Fernando
Dean/ Faculty of Commerce & Management Studies



FACULTY OF COMPUTING & TECHNOLOGY



MISSION

“

The Faculty of Computing and Technology strives for excellence in computing and technology through innovation and dissemination of knowledge and capacity building for socio-economic development of the nation.

”

Vision

To become a centre of excellence in creation and dissemination of knowledge in Computing and Technology for sustainable development.

New Degree Programs Commenced

The Faculty of Computing and Technology commenced the 'Master of Science in IT in Education' in the year 2021. The target group is ICT teachers.

The first batch of students was registered on 30th January 2021. The number of registered students is 27.



Annual Conference



20th, 2021. The program was organized as an annual event that supported scholars from all around the world to gather and share their technological, scientific, and socio-economic findings while initiating collaborations. This year's motto for the conference was on the topic "Defining the role of technology for the economic development of a country". Four events were conducted over three days, 1st FCT- Faculty Research Symposium, 6th International Conference, four workshops, and Pitch Tech 90, an outreach program focused on A/L school students in the Technological Stream. This event became a platform for a dialogue with key stakeholders of the technology field in Sri Lanka and scholars from around the world.

This year's International Conference on Advances in Technology and Computing was held virtually from December 18th to

Industry Cell for Computing and Technology (IICFCT)

The Faculty of Computing and Technology (FCT) at the University of Kelaniya has established the Industry Interaction Cell for Computing and Technology (IICfCT) to provide consultancy services for both engineering and computing industries, product development and acceleration to the market, and to establish the industry-faculty business linkage. Through partnerships with private and public industries, the IICfCT intends to provide reliable and cost-effective solutions to the industries while providing a learning experience to university students, and collaborative research opportunities to the faculty members. IICfCT obtains human resources from FCT for most of its projects. As of today, the staff members attached to FCT have provided numerous computing and software solutions to private and public entities. The IICfCT also coordinates the professional activities and employability enhancement programs for the students to enhance their soft skills, knowledge, and understanding of the corporate sector. IICfCT received funding worth over Rs. 17 million from the Science and Technology Human Resource Project for its operations in the next 3 years.

Actions on COVID-19 Pandemic (Staff/Student)

Adhering to guidelines given by the government and the university administration, the Faculty of Computing and Technology also took many precautionary actions to prevent the spread of COVID-19 on the campus. The health status of the staff and the students was continuously monitored to identify any possible cases. Cleaning and disinfection processes were conducted regularly. Students and staff were encouraged to get vaccinated and arrangements were made to facilitate the vaccinations process. During the last year, all the lectures were conducted online, and students were only admitted to the university for examinations. Only fully vaccinated staff members performed -exam duties, while students were separated into several categories according to their vaccination status. This arrangement helped immensely to contain the virus during the examination period when a large number of students were admitted to the university. Regular meetings were conducted to review the COVID-19 status in the faculty, and faculty guidelines were updated under the guidance of the Chief Medical Officer.

Infrastructure Development

The proposed infrastructure facilities for the Faculty of Computing and Technology are under construction at Dippitigoda, Kelaniya at a total cost of LKR 4.3 billion under the Asian Science and Technology Human Resource Development Project funded by the Asian Development Bank. This building complex has a floor area of more than 30,000 m² spread in 6 buildings comprising of all modern facilities including more than 25 science and engineering laboratories and a 1000-seat auditorium.

The proposed building complex has been designed as green buildings with an energy-efficiency focus and will enhance the recognition of the University of Kelaniya as a green university with a relatively small carbon footprint. This building complex is expected to receive the platinum green rating under both the Urban Development Authority Green Building Certification Scheme as well as the Green Building Council of Sri Lanka Certification Scheme. This building complex will generate renewable energy through a large solar panel installation and two windmills. A sophisticated Building Management System will monitor the functionality of all these systems.

The laboratory in this building complex will be ready for occupation in mid-2022, while the rest of the buildings have been planned to be completed by September 2023.



Faculty Level Research

The Faculty of Computing and Technology Research Center (RC - FCT) will act as a principal hub through which faculty members can receive guidance on funding strategies, proposal preparation, inter-faculty and inter-university research collaborations, international collaborations, identification of innovative research and guidance on commercialization of research outcomes through coordination with the Industry Interaction Cell of FCT (IICFCT). The main functions of the RC-FCT are to.

- **Direct the Advisory Board of the Faculty Research Centre to develop/promote research culture within the faculty.**
- **Facilitate interactions of researchers with outside researchers, institutions, industry partners and the community.**
- **Provide guidance and support in the career development activities of young faculty members who have an interest in research.**
- **Represent the faculty and report the development of research activities of the Faculty at the Research Council Meetings.**
- **In year 2021 the Faculty Research Center organized the following workshops for staff and students:**
- **'Transferring research Skills to the Next Generation' by Dr. Dilushan Jayasundara on the 16th June 2021**
- **'Industry and research applications of Data Science, Machine Learning and AI', by Dr. Rukshan Batuwita, Senior Data Scientist on 3rd October 2021.**



Activities on SDGs

The new Faculty of Computing and Technology building complex is targeting to obtain the platinum green rating certification. The performance of the built environments greatly affects the natural environment as well as the economy and the productivity of the country and the health of the occupants. Also, buildings are responsible for more than one third of total global energy usage and forty percent of the global carbon dioxide emissions. As the world moves towards sustainable development and green concepts the new building complex is designed to use less energy and non- renewable materials and water and to improve indoor air quality while reducing the life-cycle environmental impacts of the materials used. All these green features that have been incorporated will ultimately result in a pleasant and comfortable working environment for the occupants improving their productivity while conserving the planet earth for generations to come.

Awards Received

Dr. Pradeep Samarasekera, Senior Lecturer, Department of Applied Computing, CVCD Excellence Awards 2020/21- Most Outstanding Inventor for all the categories

Dr. Chamli Pushpakumara
Dean/ Faculty of Computing & Technology



FACULTY OF GRADUATE STUDIES

Vision

The vision of the Faculty of Graduate Studies (FGS) is based on the purpose of education from ancient times: Natthi vijjaa Samampannaa (Pali), 'there is no power comparable to knowledge' or ipsa scientia potestas est [Latin] 'knowledge is power.' Therefore, FGS envisages that its graduates will have the knowledge to wield power in different spheres and make the world a better place, through their dedication to research, openness to new ideas, and mastery of analytical skills.



MISSION

“

The mission of the Faculty of Graduate Studies is to encourage research and dissemination of knowledge at postgraduate level. FGS works with academic staff, students and administrative staff in all the Boards of Study of the University of Kelaniya to promote excellence in postgraduate education. Hence, FGS works together with all academic departments across the University to offer graduate programs at postgraduate levels including Diplomas, Master's, MPhil, and PhDs to create a dynamic intellectual climate for its students.

”



Programs Offered By The FGS

FGS offers a variety of programs, ranging from postgraduate diploma level to doctoral level. Currently, there are over fifty programs offered by the FGS in association with all Boards of Study. Some of the courses are based only on coursework, while others are based on research, and some others are a mix of coursework and research. Master of Business (Accounting/Finance) program is conducted online fully. The curriculum of all postgraduate programs are aligned with the Sri Lanka Qualification Framework (SLFQ) and approved by the University Grants Commission (UGC). These courses are usually conducted during weekends or evenings, to enable people who are already employed to enhance their knowledge and skills.

Postgraduate study at MPhil (Master of Philosophy) and PhD (Doctor of Philosophy) levels are possible in all disciplines available at the University of Kelaniya. Research students assigned to a supervisor for guidance in conducting research. The applicant and supervisor/s work together to achieve the objectives of the research program.

Doctoral Programs (PhD/DBA)

The Doctoral degree is the highest level of degree a student can obtain. The duration of study for a PhD/DBA is three years, with extensions possible, on recommendations by the supervisor/s. PhD applicants should submit a research proposal to FGS. The purpose of this qualification is to develop a person with a capacity to generate substantive insights in a particular area of study through high quality original research. The qualification holder should be able to provide evidence of generating new knowledge and disseminating them through publications in peer reviewed indexed journals. For a doctoral degree, a candidate is required to carry out a high-level research under the guidance of a supervisor holding a qualification of the same SLQF level or equivalent and make a significant and original academic contribution to creating new knowledge. The candidate should submit a thesis incorporating research findings which are assessed and accepted.

The candidate may also be required to follow some course- work as preparatory work or for value addition to research. However, this course-work shall not contribute to the credits accumulated towards the qualification. The research may be purely discipline-based or multidisciplinary. The qualification holder should be able to design and carry out independent pure and/or applied research, supervise and evaluate original research carried out by others in the field of specialization. S/he should be able to demonstrate critical awareness of current issues in the subject area and apply techniques relevant to professional practice.




Doctoral Programs (PhD/DBA)

The duration of study for MPhil is two years, and the program consists mainly of research. The purpose of this qualification is to develop a person with a capacity of conducting high quality original research without supervision. For an MPhil degree, a candidate is required to carry out high level research under the guidance of a person holding a qualification equal or above the relevant qualification and make a significant contribution to a particular discipline or field. The research may be discipline-based or multidisciplinary. The candidate should submit a thesis incorporating research findings, which is assessed and accepted. The candidate may also be required to follow some course work as preparatory work or for value addition to research. However, this course work shall not contribute to the credit accumulated towards the qualification.

The qualification holder should be able to carry out independent pure and/or applied research contributing significantly towards the development of new knowledge, supervise and evaluate original research carried out by others in the field of specialization leading to qualifications of SLQF levels up to 10. S/he should also be able to make judgments on complex issues in the area of expertise and communicate her/his ideas and conclusions clearly to specialist and non-specialist audiences. S/he should demonstrate self-direction and originality in tackling and solving problems and be able to plan and implement tasks at a professional level. The qualification holder should also be able to demonstrate critical awareness of current issues in the subject area and be able to apply techniques relevant to professional practice.

Master's Programs - Coursework and Coursework Plus Research Programs

Board of Study	No of Programmes Offered
Commerce & Business Management	07
Humanities	14
Social Sciences	18
Sciences	13
Medical Sciences	01
Multidisciplinary Studies related to Health	06 (Not be Started)
Computing	1



Programs offered by the FGS at International Education Centers

- Benhuan University, China – Master of Arts in Buddhist Studies
- Malaysian Buddhist Academy, Malaysia – Master of Arts in Buddhist Studies
- Cambrian International Study Centre (CISC), Bangladesh - MBA Program
- CQ University, Australia and University of Kelaniya – Joint degree program - MBus (Accounting/Finance) and MPA Program

Foreign Collaborations

- Cambrian International Study Centre (CISC), Bangladesh
- Deakin University, Australia
- Shinshu University, Japan
- Kyoto College of Graduate Studies for Informatics, Japan
- Benhuan University, China
- Malaysian Buddhist Academy

MBA Program Cambrian International Study Centre (CISC), Bangladesh



FGS provides MBA program of the University of Kelaniya in Bangladesh through an exclusive corporate partner, Cambrian International Study Centre (CISC) in Dakha. The CISC is a part of the BSB-Cambrian Education Group, one of the leading private education providers in Bangladesh. CISC and UoK agreed to conduct Master of Business Administration (MBA) in for Bangladeshi students commencing from Academic year 2018. Fourteen students were enrolled in 2018 and 20 students were enrolled in 2019. The program has continued during 2020 and 2021.

Deakin University, Australia and University of Kelaniya

A Memorandum of Understanding (MoU), between Deakin University, Australia and the University of Kelaniya was signed on 26th of April 2018. The MoU signifies the joint aspirations of Deakin University and University of Kelaniya to develop a strategic alliance in international education between Australia, and Sri Lanka. Deakin University hopes to deliver offshore PhDs in collaboration with Kelaniya University in Sri Lanka and exchange of staff, students, educational resources and publications, joint research, teaching and learning, and collaborative projects are envisaged through the new partnership.



CQ University, Australia and University of Kelaniya



A Memorandum of Understanding (MoU), between Central Queensland University (CQ University), Australia and University of Kelaniya was signed on 4th of June 2018. The MoU signifies the joint aspirations of CQ University and University of Kelaniya to develop a strategic alliance in international education between Australia, and Sri Lanka. The University of Kelaniya and CQ university jointly offers an accounting degree program. Accordingly, the University commenced a Master of Professional Accounting (MPA) Program in Collaboration with CQ University, Australia in 2019.


Kyoto College of Graduate School for Informatics, Japan and University of Kelaniya

Memorandum of Understanding (MOU), between the Kyoto College of Graduate School for Informatics (KCGI), Japan and University of Kelaniya signed on 23rd of May 2019 at the Vice-Chancellor's Office, University of Kelaniya to offer joint degree programs. The education model is based on the professional -style school which emphasizes practical knowledge and aims to develop high-quality human resources who are familiar with Japanese, English, and IT.




The Improvement of Research Skills of Postgraduate Students

In 2021, the FGS commenced a short-term program for the improvement of research skills of postgraduate research students who wish to enhance their knowledge and skills in research methodology and scientific writing. Fifty-seven students participated in 2017, 87 students participated in 2018. 144 students participated in 2020 and 94 students participated in 2021.



Information Management System

The University of Kelaniya is moving towards becoming the first university to successfully adopt green practices in Sri Lanka. We are beginning to move towards a 'paperless' society. In keeping with the concept, FGS established a fully digitalized management system in 2016 for the purposes of administrative activities related to students and online access is available through this management system. All online information is accessible via smart phone or iPad. In 2021, a finance module was developed and implemented.




COVID 19 and Regulatory Activities of FGS in 2021

The COVID- 19 pandemic control measures imposed by the health authorities led to challenges in the normal academic and administrative activities of FGS. The impact was also felt in the areas of conducting in-person- lectures and conducting in-person exams. Further, contacting the students and staff when seeking additional information due to work from home arrangements of the staff of FGS became difficult. Therefore, FGS revisited the existing mechanisms and changed the practices hitherto adopted, in order to maximize the use of the available existing IT infrastructure. As a result, these new opportunities were maximized with the staff accessing exam reports, generating letters, conducting technical discussions, updating records and conducting exams and meetings digitally via online platforms. Finally, FGS managed to conduct lectures and exams of all postgraduate programs on schedule in the virtual environment.

Document Management System

In 2021, the FGS introduced a document management system to implement a zero-contact document handling policy and to efficiently manage the inflow of documents received by the FGS office. Further, as an extension to the same system, SMS and email notifications were also integrated to empower the stakeholders when submitting documents to the office.

Senior Prof J M D Ariyaratna
Dean/ Faculty of Graduate Studies



FACULTY OF HUMANITIES

Vision

To become a centre of excellence in the field of Humanities.

Summary of Activities

Inclusion of new departments to the faculty/ name changes in 2021

- Introducing Education as a subject to the scope of humanities subjects covered at the Faculty through the establishment of the Education Unit.



MISSION

“

To strengthen human resources through education and research in the fields of Language, Arts and Religion.

”

Actions on COVID-19 pandemic (Staff/ Students)

- The Faculty of Humanities shifted to the online mode to adapt to the new realities of the pandemic. The teaching and learning procedures of the faculty with respect to internal, external, and post graduate students were conducted online to ensure the smooth continuation of the academic workload without disruptions.
- The Computer Assisted Learning & Web Unit of the Faculty (CAL) facilitated the process of shifting academic staff towards online teaching and assessment procedure while the students were provided with a convenient virtual learning platform with access to e-learning materials that accelerated their learning .
- A series of workshops were held under the AHEAD project on the use of digital tools for teaching and assessment in virtual education to build the capacity of the academic staff of the faculty.
- All the departmental and faculty level meetings were held virtually in order to minimize the number of physical gatherings as a preventive measure for Covid-19.
- All academic and non-academic staff members were encouraged to work from home, and only a limited number of staff members were called for duties to attend to compulsory activities through a duty roaster while the operational guidelines for Covid-19 prevention in the workplace were implemented and were strictly followed.



- Examinations for the academic year 2018/2019 were conducted both physically and virtually according to the circumstances. The first phase of exams was done on-site, and the students were provided with hostel accommodation and transportation facilities under the bio bubble method. The students who have shown Covid-19 symptoms were quarantined in separate hostels with essentials provided and arrangements were made for them to sit for the examinations at the hostels.
- During the in-person examinations, the staff members on examination duty were provided with personal protective equipment, and transportation to examination halls and hostel premises where examinations were carried out.
- Examination halls were prepared according to the Covid prevention guidelines and proper disinfection stations were set up, and proper sanitization procedures were practiced at the main gates and entrances to examination halls.
- With the rapid increase of the pandemic, examinations were shifted online and were conducted through CAL. The lecturers who were assigned to each subject had to report to the ICT center to supervise the ongoing examination on the CAL platform.
- The inauguration program and orientation program of the first-year students, and the intensive English course provided by the Department of English Language Teaching were held virtually.
- All the lectures of fee levying certificate and diploma courses were adapted to the online mode to ensure that the teaching and learning procedure was not disrupted.

Infrastructure Developments

Under the AHEAD project, the following infrastructure development activities were carried out.



- The Construction of a two-story building for the Department of English Language Teaching.
- The Construction of a one-story building for the Internship and Skills Development Unit.
- The initiation of constructing an auditorium with a 100-seating capacity.
- The ongoing construction of four smart classrooms.
- The initiation of constructing an Inclusivity Centre.
- Constructing an assisted washroom in the Faculty for students with disabilities.
- Distributing 700 new chairs to existing lecture halls.

The renovations of the following departments were carried out.

- The Department of Linguistics
- The Department of Hindi studies
- The Department of Pali and Buddhist Studies
- Constructing the film and television production studio and a washroom for the Drama & Theatre and Image Arts Unit.



Research

- The highlight of research activity in 2021 is the organizing of the 5th International Conference on the Humanities (ICH) 2020/21 which was a two-day event held virtually on the 29th and 30th of July 2021. ICH 2020/21 gathered scholars and panelists from many parts of the world and Sri Lanka, to discuss and debate how “Retrospection for Future Perspectives” could aid scholars in the humanities to share, define and redefine knowledge, both new and old.
- The International Buddhist Conference on Pali and Buddhist Studies 2021 organized by the Department of Pali and Buddhist Studies under the theme "Erroneous Interpretations and Misconceptions on Theravada Buddhism" was held on 23rd of March 2021 virtually via the Zoom platform.



Awards

Vice-Chancellor's Awards

- The Outstanding Senior Researcher of the Faculty of Humanities, 1st Place, Senior Professor Neelakshi Premawardhena
- The Outstanding Senior Researcher of the Faculty of Humanities, 1st Place, Professor C.D.S. Wettewe
- The Outstanding Early Career Researcher in the Faculty of Humanities, 1st Place, Dr. S. M. Assella
- The Most Successful Directors of the Centre/ Unit/ Committee of the University, Senior Professor Neelakshi Premawardhena

Activities on SDG

- Conducting workshops for GCE Advanced Level students by the academic staff members of the faculty.
- A sermon on “Buddhism and Environment” on the International Environment Day by Ven. Professor Malwane Chandaratana Thero.
- Dr Prabha Manuratne was a consultant for the project on Gender Mapping of Political Parties in Sri Lanka carried out by One Text Initiative and Demo Findland.



Highlights of the Year 2021

- The launch of 'Pratīkṣā - 03', consisting of short stories translated by the students of Translation Studies (Honors) and Translation Methods of the Department of Linguistics, University of Kelaniya, was held on the 26th of January 2021. This was the 16th Short Story Volume published by the students of the Department of Linguistics.
- The official website of the Journal of the Faculty of Humanities was launched on the 2nd of March 2021 by the Vice-Chancellor Senior Professor Nilanthi de Silva of University of Kelaniya. The journal can be accessed at <https://journals.kln.ac.lk/jhu>.
- The launching ceremony of the three books "Vidēśa sāhitya saṅgrahaya", "Samugānīmat maraṅgayak", and "Japan bhāṣāva igānvīma" written by the Academic Staff of the Department of Modern Languages was held on the 19th of March 2021.
- "Gītābhivandanā", the song appreciation program organized by Saṅgīta Prāsāda Parād of Department of Sanskrit & Eastern Studies, was held virtually on the 28th of April 2021. Appreciation of music was done by Professor Venerable Induragare Dhammarathana Thero.
- In celebration of the Centenary Anniversary of University Education in Humanities and Social Sciences in Sri Lanka, a series of six lectures based on the research of the academic staff members of the Faculty was organized.
- A series of three research workshops was organized by the Research Centre in collaboration with the Staff Development Centre with the aim of improving the research culture among the academic staff members of the Faculty.
- A series of five workshops was organized by the Research Centre with the aim of enhancing the research writing skills of the Final Year Honors Degree undergraduates of the faculty.
- The Research Centre website was revamped and a new website for the Faculty Quality Assurance Cell was launched.



- The Confucius Institute hosted the Online Spring Festival Evening, the Mid-Autumn Festival Online Tea party, and "Chinese Bridge" Online Ba-Yu Culture Autumn Camp by Chongqing Normal University, China with the aim of providing a precious cultural experience for Sri Lankan undergraduates.
- "Chinese Bridge", the Chinese Proficiency Competition for Foreign University undergraduates in Sri Lanka was hosted by the Confucius Institute and a virtual award ceremony was held where the students of University of Kelaniya won the first, second, and third places.

Dr. Sudath Senarath
Dean/ Faculty of Humanities

FACULTY OF MEDICINE



VISION

“

The Faculty aspires to be an internationally recognized institution of higher education in a culture of excellence and integrity that helps to generate and impart knowledge in the medical sciences.

”

MISSION

- Educates medical students, postgraduate doctors, allied health care professionals and the public,
- Provides patient-oriented medical care to prevent, diagnose and treat human illness, and
- Conducts basic, applied, and clinical research
- in an environment of high-quality education that nurtures a spirit of inquiry, initiative, equality and social responsibility.

Graduates of the Faculty will have the knowledge, the skills, and attitudes to be successful in providing services to the community, country and beyond as individuals and opinion leaders in a globalized health care environment.

At the Faculty of Medicine, knowledge is advanced by an academic community with a passion for teaching, student training and scientific enquiry. By providing an excellent environment for learning and research, the Faculty encourages scholarship at the highest level.





SUMMARY OF ACTIVITIES

The Faculty of Medicine commenced academic activities for 201 students of Batch 32 under the MBBS degree program in February 2021 and 81 students of Batch 13 under the Speech and Hearing Sciences (SHS) degree program in June 2021. The 26th Batch of MBBS students (2014/2015) completed their final examinations in May and the 9th Batch of SHS students completed their examinations in June. Despite the COVID-19 pandemic, the Faculty continued all scheduled academic activities including examinations without major interruptions. The lectures were conducted online whilst the clinical training continued at the North Colombo Teaching Hospital. All students attending

clinical appointments were provided hostel accommodation under strict health guidelines. Similarly, the activities in the faculty were conducted observing all health precautions mandated by the COVID committee of the Faculty and the University.

Seven new academic staff members were recruited to the Departments of Paediatrics, Family Medicine, Forensic Medicine, Biochemistry, Disability studies and Anatomy. Two eminent and long-standing members of the Faculty, Professors, Prashantha Wijesinghe (former Dean and Chair in Gynaecology and Obstetrics) and Prof Ashwini Fernando (Department of Paediatrics) retired during the year. Professor Sachith

Mettananda was appointed the Chair Professor of Paediatrics and nine members of the academic staff were promoted as Professors. There were 13 non-academic staff appointments made during the year.

A student affairs division headed by Prof Parenitharan was set up to facilitate, monitor and coordinate the extra-curricular, counselling, welfare, and career guidance activities of students. Despite the COVID-19 pandemic, the students organized several virtual activities such as online debates, discussions about ethics, and webinars, some of which were organized in parallel with the 30th-anniversary celebrations. The students actively participated in several events organized by the Green



Practice Committee of the Faculty including a photography competition, several webinars, and a beach clean-up program on the Negombo beach by partnering with the “Pearl Protectors” environmental volunteer organization.

The building of the liver transplant center commenced in July 2021 delayed by increment weather and the COVID pandemic. A proposal for upgrading student facilities was formulated and the initial phase of this project was completed with the setting up of a unisex salon and



washing facilities. The second phase to upgrade the student canteen in the boys' hostel, has commenced. Several other infrastructure development projects including the installation of an incinerator, toilets for visitors, renovation of the



record room and the stores, refurbishment of the Ethical Review Committee office, renovation of the A14 building for the Department of Public Health, the erection of the boundary wall at the rear side of the B4 building and water-proofing of the canteen floor are ongoing.

The Faculty continued to have a successful year in the sphere of research with five of its members namely Professors Nilanthi De Silva, Janaka De Silva, Anuradhani Kasturirathna, H.A. De Silva and Sachith Mettananda being listed among the top 2% of scientists in the world by Elsevier BV and Stanford University. Nineteen academics received the President's Awards for Scientific Publications and more than ten research



awards were obtained by academics at scientific conferences throughout the year. There were 172 research articles published in peer-reviewed journals and 54 abstracts published as conference proceedings during the year. For the first time, the Faculty awarded research grants to staff members. Realizing the significance and implications of COVID-related research, nine research grants were awarded using generated funds from the clinical trials unit, amounting to approximately 3.8



million LKR.

The Faculty of Medicine celebrated its' 30th anniversary in 2021 with a series of successful events that commemorated international days including the World Health day, Thalassaemia Day, Youth Day, Liver Day, No Tobacco day, International Day against Illicit Drug Trafficking and Drug Abuse, Fertility and Contraception day, Children's day and Diabetes day were celebrated by conducting webinars, poster campaigns short film

competitions and several other activities aimed at delivering health messages and creating awareness among the public. The key event was the academic sessions and international research symposia held on 29th and 30th October 2021, at the Main Auditorium of the Faculty of Medicine in Ragama. The sessions were organized in a hybrid manner to cater to an international audience and participants from USA, UK, Netherlands, Belgium, Singapore. Australia, New Zealand, Indonesia, India and Sri Lanka participated in the event. The inaugural Carlo Fonseka Memorial Lecture 2021 was delivered by Prof. Janaka de Silva. Prof. Carlo Fonseka Memorial Inter-Batch Debate Competition was organize - parallel to the 30th - anniversary

celebrations of the Faculty of Medicine, University of Kelaniya. A free paper session was organized to promote research among students and 27 papers were presented by the undergraduate students of several faculties.

Senior Professor J. Hewavisenthi
Dean/ Faculty of Medicine



FACULTY OF SCIENCE



MISSION

“

The mission of the Faculty of Science of the University of Kelaniya is to produce highly motivated graduates and postgraduates capable of making a significant contribution to national development and the wellbeing of mankind and of conducting research and providing advisory and consultancy services in various scientific disciplines to foster a better understanding of the environment for the sustainable use and conservation of natural resources.

”



INTRODUCTION OF THE FACULTY

The Faculty of Science, established in 1967, is one of the seven faculties of the University of Kelaniya. At present, the Faculty of Science consists of 8 academic departments namely the Departments of Chemistry, Industrial Management, Mathematics, Microbiology, Physics and Electronics, Plant and Molecular Biology, Statistics & Computer Science, and Zoology and Environmental Management, and two units, namely the Software Engineering Teaching Unit and the Sports & Exercise Science Unit.

The Faculty of Science offered 3 Bachelor of Science Degree Programs of 3-year duration and 15 Bachelor of Science Honours Degree Programs of 4-year duration. From the Academic Year 2020/2021, the Faculty of Science successfully increased the number of Honors Degree Programs to 18 by introducing the following Honors Degree Programs, which led to an increase in the student intake by 190.

- Bachelor of Science Honors in Applied Chemistry,
- Bachelor of Science Honors in Electronics and Computer Science, and
- Bachelor of Science Honors in Sports Science

Further, the Faculty of Science has increased the student intake by 212 from the Academic Year 2019/2020 for all its Degree Programmes, which led to an increase in the annual student intake to 957. Hence the student intake from the Academic Year 2020/2021 has

been increased up to 1147.

The annual student intake for the Biological Sciences and Physical Sciences are 221 and 362 respectively from the Academic Year 2019/2020. The Faculty also admitted 119 students to the BSc Honors Degree Program in Management and Information Technology, 109 students to the BSc in Environmental Conservation and Management, 59 students for the BSc Honors in Software Engineering, and 76 students for BSc in Physics and Electronics Degree Programs through separate windows. Furthermore, the Physical Sciences and Biological Sciences students are offered a range of auxiliary course units from the Faculties of Commerce & Management Studies, Humanities, and Social Sciences. At present, the Faculty of Science conducts 12 MSc Degree Programmes and 3 Postgraduate Diploma Programmes. Currently, the Faculty serves 2358 undergraduates, 138 academic staff, one academic support staff and 94 non-academic staff members. The construction of the new lecture theatre complex is in progress, and it will further facilitate student-centred learning activities in the Faculty of Science.

The Faculty provides services to students, the academic community and the public through the Repair and Instrumentation Unit, National Glass Blowing Centre, The Regional Centre for Asian Ant Research, Solar Solutions Centre, Central Equipment Laboratory, Floriculture Research Center, Research and Consultation Centre for Coconut oil, University-Industry Community Interaction Cell (Environment and Development Consultants (EDCON), and the Research and Services Centre.



Grants

The Faculty of Science secured the following external grants amounting to LKR 360 million in years 2019 and 2020 under the World Bank-funded AHEAD operations, and the related work commenced in the year 2021, and are being continued:

1. ELTA – ELSE Faculty proposal – LKR 100 million
2. Development Oriented Research – LKR 40 million
3. ELTA – ELSE Department-wise proposals
 - a. Department of Industrial Management – LKR 15 million
 - b. Department of Plant and Molecular Biology – LKR 15 million
4. Enhancement of student enrolment in STEM disciplines
 - a. Department of Industrial Management – LKR 50 million
 - b. Department of Chemistry - LKR 20 million
 - c. Department of Mathematics - LKR 20 million
 - d. Departments of Mathematics, Physics and Electronics, Statistics & Computer Science - LKR 20 million
5. Research Innovation and Commercialization (RIC)
 - a. Department of Chemistry – LKR 40 million
 - b. Department of Physics and Electronics – LKR 40 million

Patents

The Faculty of Science received the following patents in the year 2021:

1. A method of improving the shelf life and oxidative stability of bakery products using coconut oil cake (Poonac) extract - Number 19795
2. A method of improving the shelf life and oxidative stability of bakery products using Psidium Guineense Sw. Leaf extract - Number 1979
3. SL Patent titled “Auto Removing Regulator for Liquefied Petroleum Gas Cylinders and Electricity CUTOFF System at Gas Leakages” has been published in page no 46 of Gazette no. 2212 of the Gazette of the Democratic Socialist Republic of Sri Lanka on 2021.01.22 - Application No: 20365

The International Conference on Applied and Pure Sciences – ICAPS 2021 of the Faculty of Science was held as a hybrid event on 29 October 2021 under the theme of Green Technology towards a knowledge-based economy.

The Covid-19 pandemic prevented students from attending the Faculty of Science physically for academic activities. However, facing these challenges and following the health guidelines, academic activities were carried out online, and the Faculty managed to complete all the End-Semester examinations relevant to the Academic Year 2018/2019 physically by November 2021. Examinations for the Academic Year 2019/2020 have already been commenced and academic activities for the final year students will be completed by April 2022.

The Faculty is also planning to introduce the BSc in Data Science & Analytics Degree program, the 3 plus 1 BSc Honors Degree program, BSc in Software Engineering (External) Degree program, Diploma Program in Astronomy, Computer Science, and Information Technology shortly.

Due to staff and student dedication and hard work, the Faculty of Science of the University of Kelaniya has now become a Centre of Excellence in Tertiary Education in Sri Lanka. The Faculty of Science has created a conducive environment to promote freedom of thought, innovation and creativity. The graduates who are endowed to the nation from the Faculty of Science will undoubtedly contribute significantly to the progress and wellbeing of mankind globally.

With this capacity and in line with the mission, the Faculty of Science has been rendering its outstanding services to prepare and produce scholars and professionals with capabilities, skills, and attitudes to drive the economy, support civil society and government, and make essential decisions in the interest of mankind.

Senior Professor S R D Kalingamudali
Dean/ Faculty of Science

FACULTY OF SOCIAL SCIENCE

VISION

To maintain excellence by nurturing independent thought, critical analysis, a sense of social responsibility, respect for cultural diversity and ethical values through multi-disciplinary and inter-disciplinary collaboration with a commitment to the development of Sri Lanka in particular, and South Asia in general.



MISSION

“

To advance and promote the socio-economic, political, cultural and academic development of Sri Lankan society through teaching, research, innovation and intellectual leadership.

”

Course and Action in response to the COVID-19 pandemic (Staff/ Students)

By 2021, the academic staff of the Faculty of Social Sciences (FSS), were well acclimated to conducting lectures online and the lectures of all levels of the Bachelor of Arts Degree Programs, MA/MSSc and Diploma Programs were carried out successfully.

The Covid-19 Response Committee of the Faculty along with a team of able and enthusiastic lecturers worked towards conducting BA examinations in the FSS with students being physically present at the University premises amidst Covid-19 pandemic conditions. Separate exam halls were allocated for students to sit for the exams. The four categories of exam halls thus allocated were A-hostellers; B-non hostellers; C-isolated candidates; D-differently abled candidates. The FSS managed to complete a larger part of the exam without facing drastic medical issues and the Chief Medical Officer of the University as well as the MoH, Kelaniya who visited Examination Halls approved the exam plan.

However, since health authorities in the country took decisions to tighten the regulations on social gatherings and since the country was facing another wave of Covid-19, the FSS decided to hold the rest of the exams online. Those exams were also successfully completed, and a separate Computer Centre was converted into a central examination center for online examinations. A set of young lecturers was trained to handle the examination activities and the students were given the opportunity to face mock examinations to make them familiar with this new process.

A re-sit exam was also held in December for those who could not sit for the exams due to Covid-19 conditions.

MA/MSSc examinations were held successfully. The candidates were physically present. They were divided into three categories as A-fully vaccinated, B-partially vaccinated and C-those who were not vaccinated.

Apart from the lectures and examinations, each department of the Faculty conducted various academic and cultural activities using the zoom platform.

Faculty -level research/ awards/ activities on SDGs

The Department of Library and Information Sciences held its Annual International Research Conference (4th International Conference on Library and Information Management - ICLIM) in collaboration with the Research Centre for Social Sciences using the virtual space. Similarly, the Department of Geography held a virtual Internal Conference in collaboration with the assistance of two universities in India and with the Research Centre for Social Sciences.

The Research Centre for Social Sciences held a Research Forum commemorating Women's Day, where researchers of the Faculty who were engaged in gender studies in various disciplines of Social Sciences shared their research experiences.

The FSS continued the research project titled 'The Impact of Social Protection on Sustainable Development Goals in Sri Lanka: an Empirical Analysis' under an AHEAD (Accelerating Higher Education Expansion and Development) Grant.

The Research Centre for Social Sciences published the first volume of the research journal, 'Samajeeya Vidya' in Sinhala medium.

Several members of the FSS won Vice-Chancellor's Awards for their outstanding contribution to research in Social Sciences. They are as follows:

- Professor M.G. Kularathna – Outstanding Senior Researcher
- Dr. H.R.S. Sulochani – Outstanding Early Career Researcher
- Dr Namali Suraweera - Outstanding Senior Researcher
- Dr. Priyanwada Wanigasooriya - Outstanding Senior Researcher

Further a team consisting of Professor M.M. Gunatilake, Dr. Roshini Jayaweera, Dr. N.D.P. Padmakanthi, Dr. J.D.P.C.D. Dhramadasa and Ms. M.Y.N. Mendis received the award for the recipients of the highest amount of external research grants.

Highlights of the year, 2021

The FSS has been given the opportunity by the UGC to establish a Department of Information and Communication Technology (DICT) for Bachelor of Arts undergraduates and the FSS has initiated planning and training/recruiting staff for this new department.

The FSS has created a Quality Assurance Cell for the Faculty and has also established a Grievances Committee and a Finance Committee. A Building and Maintenance Committee was also established for monitoring the works, constructions and maintenance activities pertaining to the physical infra-structure development of the FSS.

The major community service undertaken by the FSS was to raise funds for the Kiribathgoda Base Hospital to be used in its Covid-19 treatment activities. An amount exceeding eight hundred thousand rupees was collected.

Professor M M Gunathilake
Dean/ Faculty of Social Sciences

THE LIBRARY



In 2020, the UoK Library pioneered the development of digital information resources over a long period of time. In 2021, it was particularly explored how digital services could add more value than physical collections, not only by enabling remote access but also by enhancing access with expert knowledge of searching, synthesizing, and using information competently. Overall, the response to the pandemic has vastly accelerated this "digital shift." During the COVID-19 pandemic, one of the university's primary goals was to provide the UoK Library with

the digital infrastructure needed to enable students and scholars to study and work from home. The library continued to operate remotely via the Shibboleth gateway to provide digital resources and digital library services such as widening the access to research and publications in Research Repository, Past Exam Paper Repository, Electronic Reading Room etc. Other highlights include LibChat Virtual Assistance Service, Library and research skills workshops, and Online Document Delivery Service. Online inquiries received by the library

were more than 2,451 via email, website, and LibChat, and 16,563 visits took place 24/7 without interruption. Librarians worked from home, and all staff members were initially given intense training on how to address the informational requirements of students and staff remotely. It was observed that LibChat became more popular as the lockdown continued, with a significant increase over the previous year. Since 2020, in response to the national lockdown and the global COVID-19 pandemic, the UoK Library has been primarily developed as a virtual library service, purchasing more than 320 e-books for recommended readings in 2021, bringing the library's total e-book collection to 100,914. The Electronic Reading Room of the library was strengthened by uploading recommended information resources in parallel with the undergraduate lectures delivered at different faculties. Informational and instructional support for teaching programs, support for teaching and learning with e-versions of information sources, open access books, and multiple-licensed textbooks whenever possible, providing access to additional limited information and knowledge resources were made available at this point to enhance the teaching and learning function of the university by uploading more than 420 recommended readings, 1,926 past question papers, 2,287 research publications and supplying 172 documents via online

document delivery service during the year 2021. The library has partnered with the National Digital Library of India to provide UoK students and staff access to over 40 million items of lecture videos in different subject disciplines, information sources, and other educational materials. The library has adapted its services in line with national lockdown guidelines and institutional requirements. In addition, a digital wallboard was set up in the library with the assistance of the British Council of Sri Lanka, enabling readers to access the Council's digital collection via QR codes. Copyright was a significant challenge for the UoK community, especially during the



pandemic. The UoK Library helped raise awareness about copyright issues and the publishing process. The webinars helped clarify the legal and ethical aspects of documents that can be uploaded to CAL and which formats to be used. Librarians also actively participated in sharing experiences with the international community, such as the Clarivate South Asia's South Asian Librarians Forum 2021 in communicating the role of librarians in promoting academic integrity and overall corporate profile. They also participated in



many scholarly conferences, partnering with the 4th International Conference on Library and Information Management (ICLIM). Various awareness campaigns were conducted on topics such as publication process, predatory journals, hijacked journals, journal indexing, Impact factor etc to create an integrity and sustainable scholarly ecosystem. During the year 2021, the library's primary focus was to continue to support final year students who sit for exams and complete dissertations, as well as postgraduate

students who research throughout the year. This support was aimed not only at troubleshooting but also at presenting support for dissertation and thesis preparation. In 2021, three interactive digital media salons were established in the library to facilitate group teaching and learning work with national and international collaborations. These digital salons also allow students, faculty, and staff to build and exhibit artistic or research-based projects that heavily rely on digital formats. When the university was

closed, the library was open to students during the pandemic due to the high demand for essential study materials that were not available in digital formats but were necessary for their research work. Opening to membership was made under the strict health guidelines imposed by the COVID-19 Responses Committee of the university. When the lockdown began, the library quickly transformed face-to-face workshops into online synchronized webinars. Accordingly, the UoK Library

offered online workshops and drop-ins to students and staff to assist with distance learning and teaching. Many training programs on information competency development were started and implemented. All students could participate in more than 60 webinars in online dropouts to help with research and referrals with librarians via Zoom. New and continuing students could join the "Library Orientation" sessions through Zoom for an online library tour and build their skills by participating in online workshops on information literacy. Recordings from the Library webinars were also available on the library website, which enabled many other students who were unable to attend these sessions to benefit from them.

The UoK Library funded university-wide access to Urkund: Ouriginal. It examined the similarity of student papers, theses/dissertations, research papers, and assignments to other sources in order to detect plagiarism. It also took the initiative to explore the originality of student activities by integrating Urkund into the LMS of the Faculty of Science and the Faculty of Management and Finance. In 2021, these faculties tested this system for different courses, and it is expected to be extended the facility to all faculties by 2022. In 2021, 11,976 papers were submitted to Urkund and conducted similarity analysis to detect possible plagiarized content.

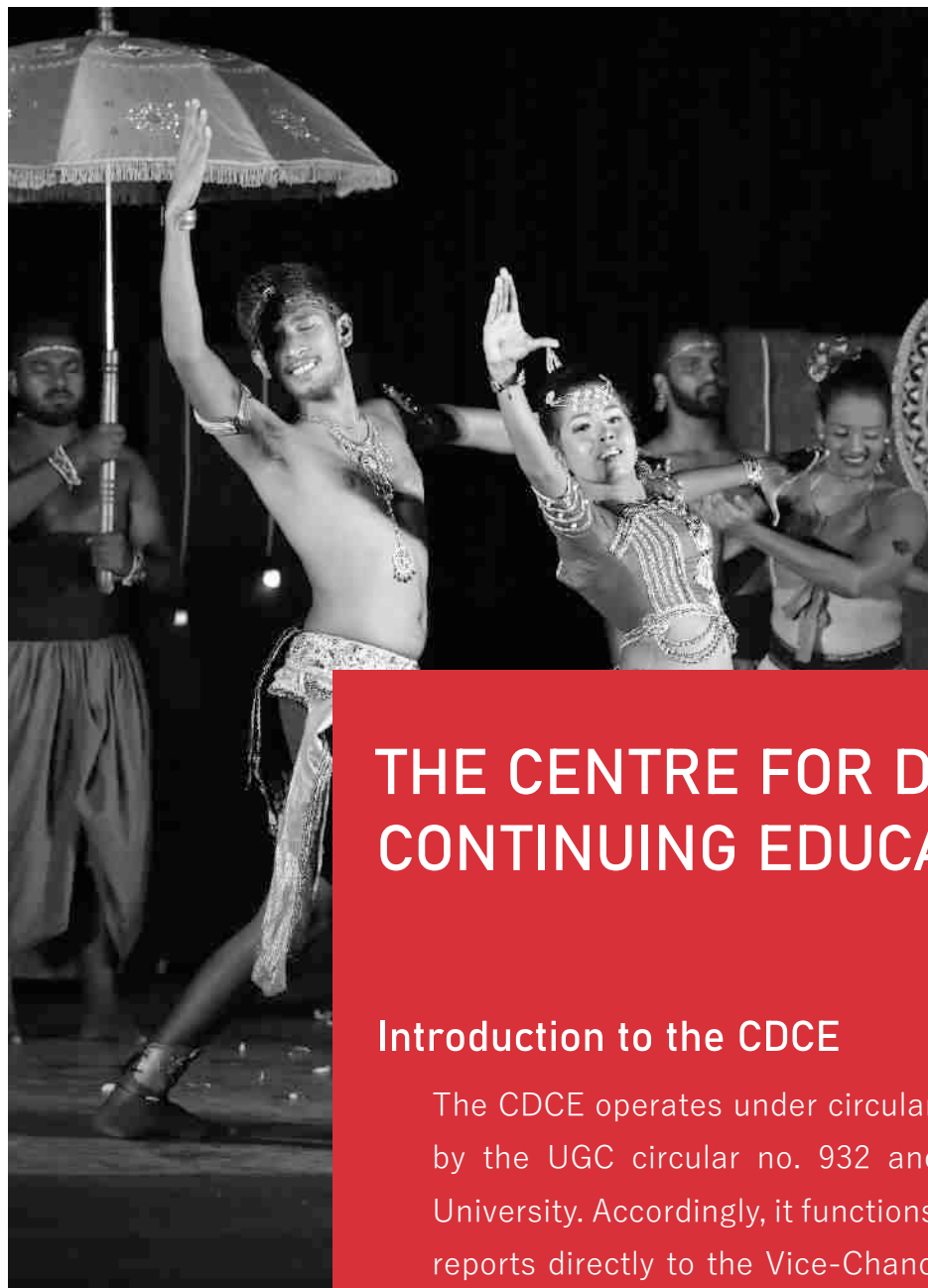
National Library and Documentation Services Board, the ISN Agency of Sri Lanka, has authorized the UOK library to act as a facilitator to provide ISBN and ISSN to individuals, centers, and departments of the university that require these. This facility has allowed the UoK Library to serve both the commercial and self-publishing

individuals/departments in the university as a closer destination for providing international standard numbers for their literary and scholarly works. This section also assisted the required parties for daily inquiries regarding publishing, copyright, legal deposits, barcoding, etc. A total of 26 ISBNs and 11 ISSNns were provided during the year under review.

In order to achieve the goal of the UK's vision, the UoK Library serves to nurture a culture that actively promotes innovation and creativity. This is evidenced by the conceptual leadership role played by the library in developing a set of new policies and service provisions implemented throughout the institution. An example of the policies developed during 2021 is the OER Policy. The Library's Interactive Media Unit started developing the university's collection of audiobooks, and by the end of 2021, it comprises of 19 full audiobooks. The main objective of this project was to facilitate library use with a remote library service by providing access to a collection of audiobooks that are needed on time during the COVID 19 pandemic and for the readers with disabilities who rely on voice-only media. The library also developed an easy-access system for its Braille Collection, focusing on visually impaired undergraduates, intending to provide reading support so that students could locate the required books in the Braille Collection anywhere and reserve them before arriving at the library.

Dr CC Jayasundara
Librarian





THE CENTRE FOR DISTANCE & CONTINUING EDUCATION

Introduction to the CDCE

The CDCE operates under circular provisions laid down by the UGC circular no. 932 and the by-laws of the University. Accordingly, it functions under a Director who reports directly to the Vice-Chancellor. There are three Deputy Directors manning the three divisions of, Registrations and Examinations, Learning Resources and Training. The academic and administrative decisions are taken by the Boards of Study and the Management Committee of the CDCE with the approval of the Senate and the Council of the university as applicable.

Our Mission

Our mission is to achieve excellence in providing learners with opportunities to develop knowledge, attitudes, and skills to serve the world with respect for the dignity of life.

Online Learning

In 2021, the CDCE developed significantly by teaching via the Learning Management System (LMS) and by modifying Zoom lectures and seminars videos on LMS pages as solution for the COVID -19 pandemic situation. Nevertheless, the CDCE has decided to use this method continuously since it provides the best progress for our center.

E-Library

The CDCE has decided to build a new E-library for the center to provide and efficient service to the students to fulfill the current requirements. Students from across the country are registered at CDCE and they are unable to visit the CDCE frequently for academic purposes. By using the E-Library they can read recommended readings online.

Degrees Awarded by the CDCE

The CDCE has a 20-year history and the Bachelor of Arts (General) Degree program has been offered through CDCE from the beginning. It is also the most in-demand external degree program (EDP) at the CDCE. A new syllabus for the Bachelor of Arts degree was introduced by the UGC in 2021.

Currently, external degree programs are offered by four faculties:

Faculties of Humanities and Social Sciences

- Bachelor of Arts - BA (External) – 3 years

Faculty of Science

- Bachelor of Science - BSc (External) – 3 years

Faculty of Commerce and Management Studies

- Bachelor of Commerce - BCom (External) – 4 years
- Bachelor of Business Management - BBMgt (external)] – 3 years

All the external degree programs offered by the CDCE, except the BCom degree, are 3-years general degree programs (90 Credits) and these degrees comply with SLQF standards (90 credits).

Ven. Dr. Dodamkumbure Dhammadassi Thero
Director/ Centre for Distance & Continuing Education

STUDENTS OF THE UNIVERSITY – 2021

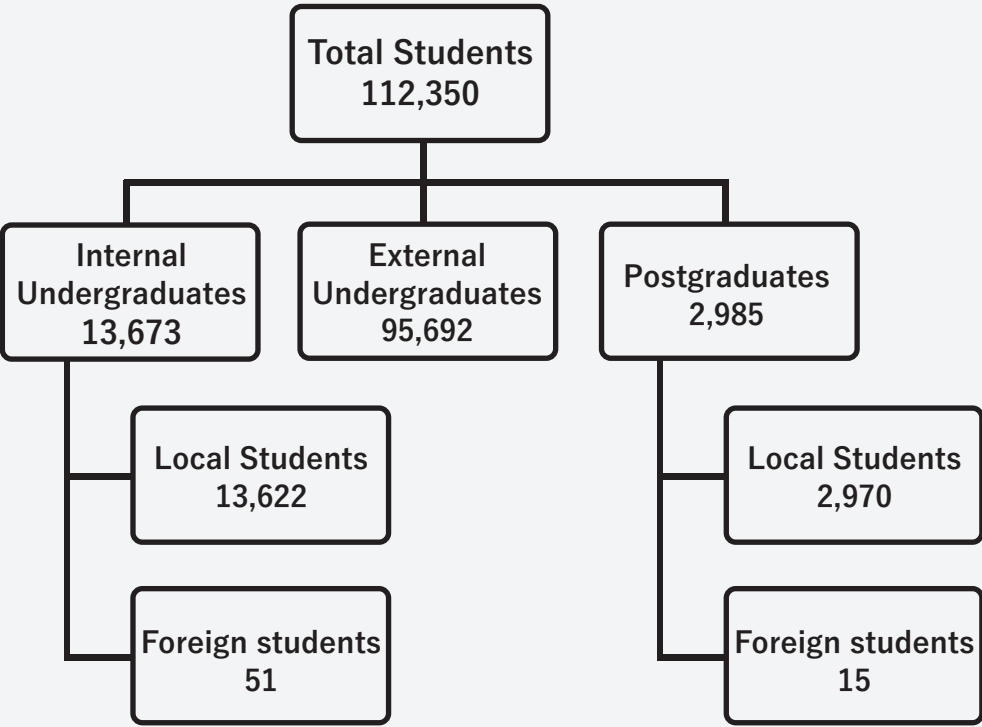


Figure 6 - 1: Students of the University

STUDENTS IN UNDERGRADUATE DEGREE PROGRAMS

The University of Kelaniya offers a wide range of bachelor's degree programs for full-time students. The University also has a Center for Distance & Continuing Education which offers six programs of study for part-time students reading for external degrees.

With the enrollment of 3,959 students for undergraduate degree programs for the 2019/ 20 academic year, the total number of students for internal undergraduate degree programs has increased to 13,673 students. The highest number of undergraduates belong to the Faculty of Commerce & Management Studies which represents 23% of the total internal undergraduate population. The Faculty of Computing & Technology has the lowest number of students (7%). The highest number of students registered for external degree programs is for the Bachelor of Arts (General) degree program, which is 83,416 in total (Table 6-1).

⁴ Information on internal undergraduate students is provisional



STUDENTS IN UNDERGRADUATE DEGREE PROGRAMS

The internal undergraduate student population is distributed among 20 different programs of study in six faculties. The number of female students is higher than the number of male students in each year of study in all faculties except the Faculty of Computing & Technology. Table 6-2 illustrates the data descriptively.

TOTAL STUDENT ENROLLMENT – EXTERNAL UNDERGRADUATE DEGREE PROGRAMS

Table 6 - 1: Total number of students in external degree programs by program of study

Program of Study	Total Number of Registered Students		
	Male	Female	Total
Bachelor of Arts (General)	16 184	67 232	83 416
Bachelor of Business Management (General)	3 553	8 174	11 727
Bachelor of Commerce (Special)	112	224	336
Bachelor of Science (General)	76	104	180
Bachelor of Science in Occupational	10	1	11
Bachelor of Science in Physiotherapy	14	8	22
Grand Total	19 949	75 743	95 692

Table 6 - 2 : Total student enrollment of the year 2021 – Local internal undergraduates

Faculty	Name of the Program	2014/15		2015/16		2016/17		2017/18		2018/19		2019/20		Total		Grand Total
		M	F	M	F	M	F	M	F	M	F	M	F	M	F	
FCMS	Bcom	-	-	-	-	71	129	64	131	65	132	85	215	285	607	892
	BBMgt Hons	-	-	-	-	172	327	189	298	166	330	198	441	725	1396	2121
	BBMgt Hons (Financial	-	-	-	-	-	-	14	35	17	33	22	55	53	123	176
FCT	Computer Science	-	-	-	-	37	12	40	9	40	8	46	17	163	46	209
	Engineering Technology	-	-	-	-	74	14	78	7	71	15	87	17	310	53	363
	BA Hons Teaching English as a Second Language	-	-	-	-	46	30	56	17	44	31	63	33	209	111	320
FHU	BA Hons in Film & Television Studies	-	-	-	-	15	33	16	34	14	33	17	48	62	148	210
	Humanities	-	-	-	-	93	284	112	558	109	475	107	540	421	1857	2278
	BA Hons Teaching English as a Second	-	-	-	-	1	40	1	27	2	33	2	36	6	136	142
	BA Hons in Translation Studies	-	-	-	-	2	22	2	24	2	22	1	27	7	95	102
FMED	MBBS	56	104	70	90	68	104	64	107	58	107	81	139	397	651	1048
	Speech & Hearing Sciences	-	-	-	-	10	37	1	43	5	41	3	79	19	200	219
FSC	Biological Science	-	-	-	-	14	40	56	113	54	125	42	161	166	439	605
	Environmental Conservation Management	-	-	-	-	1	7	11	39	15	40	19	73	46	159	205
	Management & Information Technology	-	-	-	-	39	40	63	33	65	33	58	54	225	169	385
	Physical Science	-	-	-	-	15	39	132	136	138	144	124	161	409	580	889
	Physical Science - ICT (Physics & Electronics)	-	-	-	-	-	-	32	11	29	14	38	27	99	52	151
	Software Engineering	-	-	-	-	41	11	36	12	36	12	45	11	158	46	204
FSOSC	Peace & Conflict Resolution	-	-	-	-	8	25	6	28	6	28	4	27	24	108	132
	Social Science	-	-	-	-	117	657	100	632	75	634	78	668	380	2591	2971
Total		56	104	70	90	824	1851	1083	2294	1010	2288	1120	2829	4164	9458	13622

M - Male F - Female

STUDENTS IN POSTGRADUATE PROGRAMS

The Faculty of Graduate Studies has enrolled 1,279 students in 2021 for 122 postgraduate programs out of which 3 are foreign students who enrolled for 3 programs. Out of the total student enrollment in postgraduate programs, most are enrolled for master's degree programs and most of the students follow the programs in which the Board of Study belongs to the Faculty of Science.

Table 6 - 3: Students in postgraduate programs

BoS	Program of Study	New Entrants			Student Enrolment		
		M	F	Total	M	F	Total
Commerce & Business Management	MASTER'S DEGREE						
	Master of Commerce	20	14	34	29	29	58
	Master of Business (Accounting/Finance)	65	64	129	130	167	297
	Master of Business Studies	29	38	67	29	38	67
	Master of Business Administration	50	60	110	206	202	408
	Master of Business Management in Marketing	22	13	35	52	29	81
	Master of Human Resources Management	25	26	31	66	78	144
	MPHIL STUDIES						
	Mphil	1	2	3	1	4	5
	DOCTORAL STUDIES						
	Doctor of Business Administration	22	7	29	62	16	78
	PhD	1	0	1	9	4	13
	Total	235	224	459	584	567	1151
Computing	MASTER'S DEGREE						
	Msc in Information Technology in Education	13	22	35	13	22	35
	MPHIL STUDIES						
	Mphil	0	1	1	3	2	5
	DOCTORAL STUDIES						
	PhD	0	0	0	1	2	3
	Total	13	23	36	17	26	43
Humanities	MASTER'S DEGREE						
	MA in Buddhist Studies (1 Year) - Sinhala	8	0	8	22	4	26
	MA in Buddhist Studies (1 Year) - English	1	0	1	5	0	5
	MA in Buddhist Studies (2 Years) - Sinhala	6	3	9	38	15	53
	MA in Buddhist Studies (2 Years) - English	4	2	6	19	7	26
	MA in Sinhala (2 Years)	0	0	0	48	116	164
	MA in Linguistics - Sinhala (1 Years)	1	6	7	10	9	19
	MA in Linguistics - English (1 Years)	2	14	16	2	14	16
	MA in Linguistics - Sinhala (2 Years)	5	14	19	5	14	19
	MA in Linguistics - English (2 Years)	27	140	167	48	267	315
	MA in Christian Studies (1 Year)	4	20	24	16	39	55



BoS	Program of Study	New Entrants			Student Enrolment		
		M	F	Total	M	F	Total
Humanities	MA in Drama & Theater (1 Year)	0	0	0	20	49	69
	MA in Music (2 Years)	0	0	0	18	35	53
	MA in Dance (2 Years)	0	0	0	34	49	83
	MPHIL STUDIES						
	Mphil	1	5	6	11	15	26
	DOCTORAL STUDIES						
Humanities	PhD	5	7	12	17	16	33
	Total	64	211	275	313	649	962
Medical Science	MASTER'S DEGREE						
	Master of Public Health	8	28	36	8	28	36
	MPHIL STUDIES						
	Mphil	0	0	0	2	6	8
	DOCTORAL STUDIES						
	PhD	0	0	0	5	4	9
	Total	8	28	36	15	38	53
Science	MASTER'S DEGREE						
	Msc in Analytical Chemistry	16	27	43	16	27	43
	Msc in Biochemistry and Biotechnology	5	30	35	5	30	35
	Msc in Industrial & Environmental Chemistry	36	65	101	59	117	176
	Msc in Crop Protection & Plant Biotechnology (1 year)	1	1	2	1	1	2
	Msc in Crop Protection & Plant Biotechnology (2 year)	6	21	27	10	47	57
	Msc in Aquaculture & Fisheries Management	3	8	11	7	15	22
	Msc in Environmental Management (1 year)	8	17	25	8	17	25
	Msc in Environmental Management (2 year)	16	32	48	16	32	48
	Msc in Data Analytics (1 year)	23	7	30	23	7	30
	Master of Information Technology	52	54	106	52	54	106
	MPHIL STUDIES						
	Mphil	1	10	11	8	15	23
	DOCTORAL STUDIES						
	PhD	3	1	4	4	9	13
	Total	170	273	443	209	371	580



BoS	Program of Study	New Entrants			Student Enrolment		
		M	F	Total	M	F	Total
Social Sciences	MASTER'S DEGREE						
	MSSc in Sociology (Sinhala Medium)	0	0	0	2	5	7
	MSSc in Sociology (English Medium)	0	0	0	2	4	6
	MSSc in Archeology	0	0	0	0	4	4
	MSSc in Economics (Sinhala Medium)	0	0	0	1	1	2
	MSSc in Geography	0	0	0	5	6	11
	MSSc in History	0	0	0	0	6	6
	MSSc in Archeology	0	0	0	20	38	58
	MSSc in Economics (Sinhala Medium)	0	0	0	0	0	0
	MSSc in Geography	0	0	0	2	21	23
	MSSc in History	0	0	0	0	2	2
	MPHIL STUDIES						
	Mphil	4	8	12	13	13	26
	DOCTORAL STUDIES						
	PhD	2	3	5	13	12	25
	Total	6	11	17	58	112	170
Multi- Disciplinary Studies	MPHIL STUDIES						
	Mphil	3	2	5	3	2	5
	DOCTORAL STUDIES						
	PhD in Multi-Disciplinary Studies	2	2	4	3	2	5
	Total	5	4	9	6	4	10
Digital Learning	MPHIL STUDIES						
	Mphil	0	1	1	0	1	1
	DOCTORAL STUDIES						
	PhD in Multi-Disciplinary Studies	0	0	0	0	0	0
	Total	0	1	1	0	1	1
Grand Total		501	775	1276	1202	1768	2970

M - Male F - Female

FOREIGN STUDENTS

FOREIGN STUDENTS IN UNDERGRADUATE DEGREE PROGRAMS

10 students have newly enrolled under foreign entry to the internal undergraduate degree programs conducted by the Faculty of Medicine in the year 2021 (2019/20 academic year). Accordingly, the total foreign enrollment to the internal undergraduate degree programs is updated as 51 students. The table 6-4 below shows the number of undergraduates under foreign entry indicating their country, degree program and respective academic year. The number of male undergraduates is higher than female undergraduates under the foreign entry category. Moreover, the highest number of foreign students have been registered to the MBBS program conducted by the Faculty of Medicine.

Table 6 - 4 : Undergraduate student enrollment under foreign category

Faculty	Program of study	Year of study	Country	Year of Intake	Student Enrolment		
					M	F	Total
FHU	Humanities	2	Bangladeshi	2016/17	6	-	6
			Cambodia		1	-	1
			China		1	-	1
			Myanmar		7	-	7
			Vietnam		2	-	2
FMED	Medicine	1	Bhutan	1019/20	2	4	6
			Canada		-	1	1
			Sri Lanka		2	1	3
		2	Canada	2018/19	1	-	1
			Sri Lanka		-	1	1
		3	Bhutan	2017/18	-	3	3
			USA		-	1	1
		4	Bhutan	2016/17	-	5	5
			Bhutan	2015/16	5	-	5
		5	Australia	2014/15	1	-	1
			Bhutan		4	2	6
			UAE		-	1	1
Grand Total					32	19	51

M - Male F - Female

FOREIGN STUDENTS IN UNDERGRADUATE DEGREE PROGRAMS

3 foreign students have enrolled for the 3 programs in which the Board of Study belongs to Commerce & Management Studies and Humanities. Thus, the total foreign enrollment in postgraduate studies of the University of Kelaniya as at the December 31, 2021, is 15 students. Table 6-5 describes the corresponding postgraduate program of study, number of foreign students and their respective country origin.

Table 6 - 5 : Postgraduate student enrollment under foreign category

BoS	Program of Study	Country	New Entrants (2019)			Student Enrolment		
			M	F	Total	M	F	Total
Commerce & Business Management	Master's Programs							
	Master of Business studies	Namibia	1	0	1	1	0	1
	Master of Human Resource Management	China	1	0	1	1	0	1
Humanities	Master's Programs							
	MA in Buddhist Studies (2 Years)-English	Cambodia	0	0	0	3	0	3
		China	0	1	0	0	1	1
		Myanmar	0	0	0	1	0	1
		Nepal	0	0	0	1	0	1
		Vietnam	0	0	0	0	4	4
	MA in Linguistics – English (2 Years)	China	0	1	1	0	1	1
		Iraq	0	0	0	0	1	1
	Mphil Programs							
	Linguistics	China	0	0	0	0	1	1
		Grand Total	2	2	4	7	8	15

M - Male F - Female

EXAMINATION DATA

The University of Kelaniya holds examinations under three type of programs each year: internal undergraduate degree programs, external undergraduate degree programs and postgraduate programs. Out of the exams held during the year 2021, 2,603 students have passed out from internal undergraduate degree programs and 5,596 students have passed out from external undergraduate degree programs. 1,408 students have passed out from postgraduate programs.

UNDERGRADUATE OUTPUT – INTERNAL DEGREE PROGRAMS 2021

Out of the total graduates passed out in 2021, 888 (33%) graduates belong to the Faculty of Social Sciences which represents the highest number of graduates from all the faculties. And the least number is from the Faculty of Computing & Technology which is 110 (4%). Moreover, 264 (10%) of students have obtained first class awards, 1,501 (56%) have obtained second class upper divisions, 425 (16%) have obtained second class lower divisions and 465 (18%) have obtained general passes. Table 7-2 indicates the graduate output of the internal undergraduate degree programs as of December 31, 2021.

UNDERGRADUATE OUTPUT – EXTERNAL DEGREE PROGRAMS

The undergraduate output of the external degree programs in 2021 was 5,596 where the highest output was from the BA (General) degree program.

Table 7 - 1: Undergraduate output - External degree programs

Program of Study	Number of Graduates		
	Male	Female	Total
Bachelor of Arts (General)	509	4541	5050
Bachelor of Business Management (General)	459	85	544
Bachelor of Science (General)		2	2
Grand Total	0	4628	5596

Table 7 - 2 : Undergraduate output - Internal degree programs

Faculty	Program of Study	First Class		Second Upper		Second Lower		Pass		Total		Faculty Total
		M	F	M	F	M	F	M	F	M	F	
FCMS	BBMgt (Special) Degree in Accountancy	5	11	12	37	13	12	9	4	39	64	481
	BBMgt (Special) Degree in Banking	-	-	2	12	7	4	-	1	9	17	
	BBMgt (Special) Degree in Finance	7	14	8	19	4	-	-	-	19	33	
	BBMgt (Special) Degree in Human Resources Management	1	9	4	23	3	9	3	2	11	43	
	BBMgt (Special) Degree in insurance	-	-	1	2	3	3	2	1	6	6	
	BBMgt (Special) Degree in Marketing	-	7	12	24	10	10	6	1	28	42	
	Bcom (Special) Degree	1	7	3	28	9	23	16	10	29	68	
	Bcom (Special) Degree in Business Technology	2	-	2	8	2	5	4	-	10	13	
	Bcom (Special) Degree in Entrepreneurship	-	1	-	2	1	3	1	2	2	8	
	Bcom (Special) Degree in Financial Management	-	5	7	11	-	10	-	1	7	27	
FCT	BET Honors Degree	-	3	13	11	7	5	17	5	37	24	110
	BICT Honors Degree	1	2	3	5	6	8	19	5	29	20	
FHU	BA	-	2	9	49	6	15	34	14	49	80	548
	BA (Honors)	9	60	39	241	13	28	20	9	81	338	
FMED	MBBS	-	4	9	35	17	37	28	38	54	114	209
	Bsc in Speech & Hearing Sciences	-	8	-	10	1	11	4	7	5	36	
FSC	Bsc Biological Science	-	1	7	26	3	13	11	14	21	54	419
	Bsc Environmental Conservation and Management	-	4	2	10	4	12	2	1	8	27	
	Bsc Management and Information Technology	-	1	-	1	4	-	3	4	7	6	
	Bsc Physical Science	-	1	3	11	10	23	48	20	61	55	
	Bsc Physics & Electronics	-	-	-	-	2	-	8	5	10	5	
	Bsc Honors Biological Science	2	15	5	28	2	6	-	1	9	50	
	Bsc Honors Environmental Conservation and Management	-	3	-	5	-	-	-	-	-	8	
	Bsc Honors Management and Information Technology	4	2	4	6	1	2	-	1	9	111	
	Bsc Honors Physical Science	4	11	9	22	-	2	-	-	13	35	
	Bsc Honors Software Engineering	3	2	7	6	4	1	6	1	20	10	
FSOSC	BA	-	5	7	67	4	15	8	8	19	95	888
	BA (Honors)	4	43	54	580	9	23	25	36	92	682	
Total		43	221	222	1279	145	280	274	191	684	1971	2655

M - Male F - Female

POSTGRADUATE OUTPUT 2021

In 2021, 1,408 students have passed out from postgraduate degree programs. Out of the total postgraduate output, 1,310 (93%) have obtained master's degrees of which the Board of Study belongs to the Faculty of Social Sciences. A summary of the postgraduate output is depicted in tables 7-3 and 7-4.

Table 7 - 3 : Postgraduate output by the type of degree program

Type of Degree Program	Number of Graduates
Postgraduate Diploma Programs	45
Master's Degree Programs	131
Mphil Degree Programs	24
Doctoral Degree Programs	29

Table 7 - 4 : Postgraduate output 2021

Board of Study	Name of the Program of Study	Degree	Number Graduated		
			M	F	Total
Postgraduate Diploma					
FCMS	PG Diploma in Business Administration	PD	1	2	3
	PG Diploma in Commerce	PD	1	1	2
	PG Diploma in Human Resources	PD	0	2	2
	PG Diploma in Marketing	PD	20	5	25
FSC	PG Diploma in Information Technology	PD	0	5	5
FSOSC	PG Diploma in Economics	PD	1	1	2
	PG Diploma in Geography	PD	0	2	2
	PG Diploma in Philosophy	PD	1	1	2
	PG Diploma in Political Science	PD	1	1	2
Total			25	20	45
Master's Degree Programs					
FCMS	Master of Business	Nbus	30	28	58
	Master of Business Administration	MBA	48	49	97
	Master of Commerce	Mcom	10	7	17
	Master of Human Resources Management	MHRM	9	26	35
	Master of Marketing Management	MBA	25	18	43
FHU	Master of Arts (1 year)	MA	45	32	77
	Master of Arts (2 years)	MA	48	96	144
FSC	Master of Science (1 year)	Msc	28	52	80
	Master of Science (2 years)	Msc	11	15	26
FSOSC	Master of Social Sciences	MSSc	2	11	13
	Master of Arts	MA	261	459	720
Total			517	793	1310
Mphil Degree Programs					
FHU	Master of Philosophy	MPhil	8	6	14
FMED	Master of Philosophy	Mphil	0	2	2
FSC	Master of Philosophy	Mphil	1	2	3
FSOSC	Master of Philosophy	Mphil	5	0	5
Total			14	10	24
Doctoral Degree Programs					
FCMS	Doctor of Business Administration	DBA	6	2	8
	Doctor of Philosophy	PhD	2	0	2
FHU	Doctor of Philosophy	PhD	5	6	11
FMED	Doctor of Philosophy	PhD	0	1	1
FSC	Doctor of Philosophy	PhD	0	3	3
FSOSC	Doctor of Philosophy	PhD	2	2	4
Total			15	14	29
Grand Total			571	837	1408

STAFF OF THE UNIVERSITY 2021

Table 8 - 1: All staff

Staff Category	Number of Staff
Primary Level	382
Secondary Level	428
Tertiary Level	73
Senior Level	722
Total	1605

QUALIFICATIONS OF THE STAFF

Table 8 - 2 : Qualifications of the staff

Highest Qualification	Staff Category				Number of Staff
	Primary Level	Secondary Level	Tertiary Level	Senior Level	
Up to GCE O/L	303				303
Passed GCE O/L	71	10			81
Passed GCE A/L	8	331	4		343
Completed Diploma		45	4	1	50
Bachelor's Degree/ PG Diploma		37	45	114	196
Master's Degree		5	19	182	206
Mphil or Equivalent Degree			1	70	71
Doctoral Degree				355	355
Total	382	428	73	722	1605

Table 8 - 3 : All staff - approved cadre, existing staff, and vacancies

Staff category	Salary Scale	Approved Cadre	Existing Staff						Permanent Cadre Vacancies
			Permanent			Temporary			
			M	F	Total	M	F	Total	
Academic Staff	U-AC 3 to U-AC 5	831	322	367	689				142
	U-AC 1 to U-AC 2	280				63	217	280	
Library Staff	U-AC 5	1	1		1				0
	U-AC 4	1			0				1
	U-AC 3	12	6	5	11				1
Administrative & Financial Staff	U-EX 3	2	1	1	2				0
	U-EX 2	15	5	9	14				1
	U-EX 1	15	2	12	14				1
Other Executive Staff	U-EX 3				0				0
	U-EX 2	5	2		2				3
	U-EX 1	2	1		1				1
Medical Officers	U-MO 2	1	1		1				0
	U-MO 1	3	1		1				2
Academic Support Staff	U-AS 2	53	21	7	28				3
	U-AS 1		5	17	22				
Technical Staff	U-EX 2	148		1	1				38
	U-EX 1			3	5	8			
	U-MN 4			17	9	26			
	U-MN 3			1	0	1			
	U-MN 2				0	0			
	U-MN 1				0	0			
	U-MT 1			47	27	74			
Clerical & Allied Staff	U-MN 4	331	34	54	88				4
	U-MN 3			11	19	30			
	U-MN 2			4	2	6			
	U-MN 1			64	139	203			
Primary Staff	U-PL 3	417	108	3	111				35
	U-PL 2			38	20	58			
	U-PL 1			183	30	213			
	Total	1837	878	727	1605	63	217	280	232

⁵ Employee categorization according to the Director General of the Department of Management Services by the letter No. DMS/1528(s) vol -1 and dated 06.11.2019

⁶ Excluding the approved cadre of U-AC 1 to U-AC 2

NATIONAL AND INTERNATIONAL AWARDS RECEIVED BY THE STAFF – 2021

- Dr. A.M.I. Lakshan, Accountancy, Best Reviewer, 12th International Conference on Business and Information (ICBI) 2021, University of Kelaniya, Sri Lanka
- Prof. U.L.T.P. Gunasekara, Accountancy, Best Reviewer, 12th International Conference on Business and Information (ICBI) 2021, University of Kelaniya, Sri Lanka.
- Prof. S.S. Weligamage, Finance, Outstanding Reviewers – ICBI 2021, 12th International Conference on Business and Information (ICBI) 2021, University of Kelaniya, Sri Lanka
- Dr. J.M.B.R. Fernando, Finance, Outstanding Reviewers – ICBI 2021, 12th International Conference on Business and Information (ICBI) 2021, University of Kelaniya, Sri Lanka
- Mr. P.S. Morawakage, Finance, Outstanding Reviewers - ICBI 2021, 12th International Conference on Business and Information (ICBI) 2021, University of Kelaniya, Sri Lanka
- Mrs. K.M.K.N.S. Kulathunga, Finance, Outstanding Reviewers – ICBI 2021, 12th International Conference on Business and Information (ICBI) 2021, University of Kelaniya, Sri Lanka
- Mrs.W.B.M.D. Basnayake, Finance, Outstanding Reviewers – ICBI 2021, 12th International Conference on Business and Information (ICBI) 2021, University of Kelaniya, Sri Lanka
- Dr. L.D.C.J. Liyanage, Finance, Outstanding Reviewers – ICBI 2021, 12th International Conference on Business and Information (ICBI) 2021, University of Kelaniya, Sri Lanka
- Ms. P.W.G. Madhushani, Finance, Best research paper - ICBI 2021 - Topic of the manuscript: Initial Return of Initial Public Offerings (IPOs) and IPOs Underpricing, 12th International Conference on Business and Information (ICBI) 2021, University of Kelaniya, Sri Lanka
- Gangahawatte S.D.S., Kitulwatte I.D.G., Edirisinghe P.A.S., Alwis D., Jayasinghe J.M.Y.K., Forensic Medicine, Award for the best research paper of the year at the 20th Annual Scientific Sessions of the College of Forensic Pathologists of Sri Lanka, Topic: Risk factors, nature and effects of domestic violence among victims who presented to three teaching hospitals in Sri Lanka during the COVID 19 pandemic, College of Forensic Pathologists of Sri Lanka

- Thivaharan Y., Dias N.N.V., Edirisinghe P.A.S., Kitulwatte I.D.G., Forensic Medicine, First place at the competition for best case report at the 20th Annual Scientific Sessions of the College of Forensic Pathologists of Sri Lanka, Topic: Death of a child following a superstitious ritual of exorcism, College of Forensic Pathologists of Sri Lanka
- Uthulingam T., Edirisinghe P.A.S., Wijewardena H.P., Thivaharan Y., Jayasundara M.M.S., Borukgama N., Kulathunga D.L., Alwis D.N., Samudini G.D.P., Kitulwatte I.D.G., Forensic Medicine, Second place at the competition for best research paper of the year, at the 20th Annual Scientific Sessions of the College of Forensic Pathologists of Sri Lanka, Topic: A study on victims of Intimate partner violence reported to Colombo North Teaching Hospital, Sri Lanka during 2019-2021 (Pre and during COVID 19 pandemic), College of Forensic Pathologists of Sri Lanka
- Thivaharan Y., Kitulwatte I.D.G., Forensic Medicine, Second place at the competition for best case report at the 20th Annual Scientific Sessions of the College of Forensic Pathologists of Sri Lanka, Topic: Death of a woman following an unsuccessful endoscopic retrograde cholangiopancreatography (ERCP) procedure for common bile duct calculi., College of Forensic Pathologists of Sri Lanka
- Dr. E.P.D.S. Ediriweera, Health Data Science Unit, Best oral presentation award, Best oral presentation award at the Sri Lanka College of Internal Medicine, 4th Annual Congress, 24th – 25th February 2021, Sri Lanka College of Internal Medicine
- Dr. E.P.D.S. Ediriweera, Health Data Science Unit, 2nd place in the RCPsych Trainee researcher of the year - Junior/Trainee of the year poster prize (Education & Training category), Royale College of Psychiatrists
- Dr. E.P.D.S. Ediriweera, Health Data Science Unit, Best oral presentation award, at the Sri Lanka College of Internal Medicine, 4th Annual Congress, 24th – 25th February, 2021, Sri Lanka
- Madunil Anuk Niriella, Dileepa Senajith Ediriweera, Anuradhani Kasturiratne, Shamila Thivanshi De Silva, Anuradha Supun Dassanayaka, Arjuna Priyadarshin De Silva, Norihiro Kato, Arunasalam Pathmeswaran, Ananda Rajitha Wickramasinghe, Hithanadura Janaka de Silva, Medicine, Best Research Paper at the annual academic sessions (SIMCON 2020) of the Sri Lanka College of Internal Medicine for authorship of oral presentation - Outcomes of NAFLD and MAFLD: Results from a community-based, prospective cohort study
- Thulani U.B.; Mettananda K.C.D.; Warnakulasuriya D.T.D.; Peiris T.S.G.; Kasthurirathna K.T.A.A.; Ranawaka U.K.; Chakrewarthy S.; Kurukulasooriya S.A.F.; Niriella M.A.; de Silva S.T.; Pathmeswaran A.P.; Kato N.; de Silva H.J., Medicine, EM Wijerama award for the best presentation - Ceylon Collage of Physicians Annual Conference 2020, Topic: Validation of the World Health Organization/International Society of Hypertension (WHO/ISH)

cardiovascular risk predictions in Sri Lankans based on findings from a prospective cohort study, Ceylon College of Physicians, Sri Lanka

- Motha M.B.C., Paliawadana T.S., Jayasinghe C., Ranawaka U.K., Medicine, J B Peiris Award for best presentation in Neurology - Ceylon College of Physicians Annual Conference 2020, Research award for Research paper 'Seizure patterns, preconception care and pregnancy outcomes in women with epilepsy in a tertiary care hospital.', Ceylon College of Physicians, Sri Lanka
- Bandara K.M.T., Pathmeswaran A., Ranawaka U.K., Medicine, National Stroke Association of Sri Lanka Award for best research presentation on Stroke, Topic: Usefulness of Timed Up and Go test, Berg Balance Scale and Six Minute Walk Test as Fall Risk Predictors in Post Stroke Adults Attending Rehabilitation Hospital, Ragama, Ceylon College of Physicians, Sri Lanka
- De Silva S.T., Ediriweera D., Niriella M.A., Kasturiratne A., Pathmeswaran A., Kato N., Wickramasinghe A.R., de Silva H.J., Medicine, Sir Nicholas Attygalle Award at SLMA 134th Anniversary International Medical Congress 2021 for authorship of oral presentation, Topic: Prevalence, predictors, and outcome of chronic kidney disease in a cohort of aging, urban adult Sri Lankan, SLMA, Sri Lanka
- De Silva S.T., Ediriweera D., Niriella M.A., Kasturiratne A., Pathmeswaran A., Kato N., Wickramasinghe A.R., de Silva H.J., Medicine, S Ramachandran Award for the best scientific communication in Nephrology at SLMA 134th Anniversary International Medical Congress 2021 for authorship of oral presentation, Topic: Prevalence, predictors, and outcome of chronic kidney disease in a cohort of aging, urban adult Sri Lankan, SLMA, Sri Lanka
- Professor S.F. Jayamanne, Medicine, NRC Merit Award, National Research Council, Sri Lanka
- Kalpani A.G.S., Mohamed F., Hough J.E., De Silva D.N., Chandrasena WMHNM., Jayamanne SF., Medicine, Dr. E.M. Wijerama Award, For the best oral presentation at the SLMA 133rd Anniversary International Virtual Medical Congress, Sri Lanka Medical Association, Sri Lanka
- Prof A.P. Premawardhena, Medicine, T.S. Varugunam Oration - Internal Medicine Anniversary sessions, Sri Lanka College of Internal Medicine, 2021, Sri Lanka
- Prof. Menaka Hapugoda, Molecular Medicine Unit, SUSRED award (Support Scheme for Supervision of Research Degrees), For supervision of a PhD degree, National Science Foundation of Sri Lanka
- Prof. Aresha Manamperi, Molecular Medicine Unit, Dr. C. Palasuntheram Prize for best research, Topic: Clinical features & epidemiology of

hantavirus hemorrhagic fever with renal syndrome (HFRS) in Sri Lanka., Sri Lanka College of Microbiologists, Sri Lanka

- Prof. Aresha Manamperi, Molecular Medicine Unit, First Prize for Oral presentations category, For the research paper titled "Clinical features & epidemiology of hantavirus hemorrhagic fever with renal syndrome (HFRS) in Sri Lanka, Sri Lanka College of Microbiologists, Sri Lanka
- Prof. N.R. De Silva, Prof. P.A.D.H.N. Gunathilaka, Parasitology, NRC Merit Award, Merit Award for Scientific Publications published in the year 2018, National Research Council, Sri Lanka
- K.G.H. Silva, B.A.G.G. Mahendra, D. Ediriweera, J. Hewavisenthi, Pathology, Best research abstract, Annual academic sessions 2021, For abstract titled 'Comparison of expression of ER, PR and p53 immunohistochemical stains between endometrial curetting / biopsy and resected endometrial carcinoma specimens', College of Pathologist Sri Lanka
- K.G.H. Silva, B.A.G.G. Mahendra, D. Ediriweera, J. Hewavisenthi, Pathology, Best research paper at the annual academic sessions of CPSL October 2021, College of pathologists of Sri Lanka (CPSL)
- Research group: Dr. R.P. Wanigatunge Dr. H.M. Herath Ms. C.D.V. Chithrasena (Student), Plant & Molecular Biology, Best Research Presentation Award, at the 40th Annual Sessions of the Institute of Biology 2020 (Sessions of Microbiology & Chemical Biology), Institute of Biology Sri Lanka
- Dr. A.A.L.K. Athauda, Public Health, School of Population Health Doctoral Publication Excellence prize, School of Population Health Doctoral Publication Excellence prize, University of Auckland, New Zealand
- Prof. C.S.K. Rajapakse, Chemistry, SUSRED (Support Scheme for Supervision of Research Degrees) award for supervision of a MPhil student, NSF, Sri Lanka
- Ms. T. Mahalingam, Prof. C.S.K. Rajapakse Mr. K.P. Somachandra, Plant & Molecular Biology, SUSRED (Support Scheme for Supervision of Research Degrees), NSF- Sri Lanka
- Prof. R.K. Sriyani Dias, Zoology and Environmental Management, SUSRED (Support Scheme for Supervision of Research Degrees) award for the Supervision of a PhD student, National Science Foundation of Sri Lanka
- D.S. Kodithuwakku, Social Statistics, Best Research Award - Postgraduate Stream, Annual Best Research Award conducted by the Institute of Applied Statistics in Sri Lanka, Institute of Applied Statistics.

PRESIDENTIAL AWARDS

Faculty of Medicine

- Cadre Chair Senior Prof. N. R. de Silva, Department of Parasitology
- Vidyajothi Prof. H. A. de Silva, Department of Pharmacology
- Vidyajothi Prof. H. J. de Silva, Department of Medicine
- Prof. K. T. A. A. Kasturiratne, Department of Public Health
- Prof. A. Pathmeswaran, Department of Public Health
- Prof. N. K. Gunawardena, Department of Parasitology
- Prof. T. G. A. N. Chandrasena, Department of Parasitology
- Prof. B. A. H. R. Premaratna, Department of Medicine
- Prof. N. M. Devanarayana, Department of Physiology
- Dr. S. F. Jayamanne, Department of Medicine
- Prof. D. S. G. Mettananda, Department of Paediatrics
- Prof. G. P. G. M. D. Hapugoda, Molecular Medicine Unit
- Prof. P. A. D. H. N. Gunathilaka, Department of Parasitology
- Prof. A. A. P. S. Manamperi, Molecular Medicine Unit
- Prof. Y. I. N. S. Gunawardene, Molecular Medicine Unit
- Prof. U. K. Ranawaka, Department of Medicine
- Dr. E. P. D. S. Ediriweera, Health Data Science Unit
- Dr. G. P. S. Gunaratna, Department of Parasitology
- Prof. A. P. de Silva, Department of Medicine



Faculty of Science

- Prof. U. S. Amarasinghe, Department of Zoology & Environmental Management
- Prof. M. M. M. Najim, Department of Zoology & Environmental Management



VICE-CHANCELLOR AWARDS FOR RESEARCH AND INNOVATION

Emeritus Professors in the University of Kelaniya – 2021

- Prof. Rohana Luxman Piyadasa
- Prof. D.D.S. Kulatunga
- Prof. Jagath Weerasinghe
- Prof. (Mrs.) Sujatha Senadeera Salgado
- Prof. P.S. Wijesinghe

Medals for the Vice Chancellor's Award for bringing honor to the University by winning prestigious national or international awards in 2021

- Prof. H. J. de Silva, Department of Medicine
- Prof. N. R. de Silva, Department of Parasitology
- Prof. H.A de Silva, Department of Pharmacology
- Prof. A. Pathmeswaran, Department of Public Health
- Prof. (Mrs.) M. D. Amarasinghe, Department of Plant & Molecular Biology
- Prof. B.A.H.R. Premaratna, Department of Medicine
- Prof. A. P. de Silva, Department of Medicine
- Prof. A.A.P.S. Manamperi, Molecular Medicine Unit
- Prof. N. K. Gunawardena, Department of Parasitology
- Prof. Y.I.N.S Gunawardene, Molecular Medicine Unit
- Prof. M. M. M. Najim, Department of Zoology & Environmental Management
- Prof. (Mrs.) N. M. Devanarayana, Department of Physiology
- Prof. U.K. Ranawaka, Department of Medicine
- Prof. (Mrs.) T.G.A.N. Chandrasena, Department of Parasitology
- Prof. (Mrs.) K. T. A. A. Kasturiratne, Department of Public Health
- Prof. (Mrs.) M. D. Hapugoda, Molecular Medicine Unit
- Prof. D. S. G. Mettananda, Department of Pediatrics
- Prof. P.A.D.H.N. Gunathilaka - ABSENT, Department of Parasitology
- Prof. S. F. Jayamanne, Department of Medicine
- Dr. P.G. Wijayarathna, Department of Software Engineering
- Dr. (Mrs.) M.R.K.N. Yatigammana, Department of Commerce & Financial Management
- Dr. (Mrs.) W. P. T. Hansameenu, Department of Mathematics
- Dr. E. P. D. S. Ediriweera, Department of Medical Education
- Dr. P.W. Samarasekere, Department of Applied Computing
- Dr. (Miss) K.H.W.L. De Silva, Department of Plant & Molecular Biology
- Dr. (Mrs.) G. Gunarathna, Department of Parasitology

The Outstanding Early Career Researchers

- Miss. S. I. Wijenayake, Faculty of Commerce and Management Studies
- Dr. A. K. A. B. Baminiwatta, 1st Place, Faculty of Medicine
- Prof. P. A. D. H. N. Gunatilake, 2nd Place, Faculty of Medicine
- Dr. (Mrs.) A. A. L. K. Athauda, Merit Award, Faculty of Medicine
- Dr. (Mrs.) R. P. Wanigatunge, 1st Place, Faculty of Science
- Dr. (Mrs.) D. A. D. A. Daranagama, 2nd Place, Faculty of Science
- Mr. T. D. Kodituwakku, Merit Award, Faculty of Science

The Outstanding Senior Researchers

- Dr. (Mrs.) M. P. N. Janadari, 1st Place, Faculty of Commerce and Management Studies
- Dr. A. M. I. Lakshan, 2nd Place, Faculty of Commerce and Management Studies
- Prof. D. S. G. Mettananda, 1st Place, Faculty of Medicine
- Dr. E. P. D. S. Ediriweera, 2nd Place, Faculty of Medicine
- Prof. H. T. C. S. Abeysena, Merit Award, Faculty of Medicine
- Prof. U. K. Ranawaka, Merit Award, Faculty of Medicine
- Prof. (Mrs.) K. C. D. Mettananda, Merit Award, Faculty of Medicine
- Dr. (Mrs.) A. Hapangama, Merit Award, Faculty of Medicine
- Prof. (Mrs.) B. T. S. D. P. Kannangara, 1st Place, Faculty of Science
- Prof. (Mrs.) W. M. D. N. Wijeyaratne, 2nd Place, Faculty of Science
- Prof. (Mrs.) P. A. Paranagama, Merit Award, Faculty of Science
- Senior Prof. N. A. K. P. J. Seneviratne, Merit Award, Faculty of Science
- Prof. (Mrs.) B. M. Jayawardena, Merit Award, Faculty of Science
- Prof. L. B. D. R. P. Wijesundera, Merit Award, Faculty of Science
- Prof. M. M. M. Najim, Merit Award, Faculty of Science
- Prof. (Mrs.) L. D. Amarasinghe, Merit Award, Faculty of Science
- Prof. G. A. S. M. Ganehiarachchi, Merit Award, Faculty of Science
- Prof. (Miss) N. Jayathilaka, Merit Award, Faculty of Science
- Prof. (Mrs.) D. S. M. de Silva, Merit Award, Faculty of Science
- Prof. (Mrs.) P. A. S. R. Wickramarachchi, Merit Award, Faculty of Science
- Prof. R. M. C. S. Ratnayake, Merit Award, Faculty of Science
- Prof. (Mrs.) K. P. R. N. Attanayake, Merit Award, Faculty of Science
- Prof. (Miss.) C. S. K. Rajapakse, Merit Award, Faculty of Science
- Dr. M. P. Deeyamulla, Merit Award, Faculty of Science
- Dr. (Mrs.) I. V. N. Rathnayake, Merit Award, Faculty of Science
- Dr. K. M. D. C. Jayathilaka, Merit Award, Faculty of Science
- Mrs. A. M. C. H. Attanayake, Merit Award, Faculty of Science
- Dr. (Mrs.) N. V. Chandrasekara, Merit Award, Faculty of Science
- Dr. (Miss.) K. H. W. L. de Silva, Merit Award, Faculty of Science
- Dr. C.C. Jayasundara, Librarian

The Most Outstanding Recipient of the External Research Grants

- Dr. (Miss) A.P. Halmillawewa, Department of Microbiology

The Researcher with the Most Publications from Internal Research Grants

- Senior Prof. N.A.K.P.J. Senevirathna, Department of Chemistry

The Researcher with the Highest Number of Publications in indexed Journals

- Dr. E.P.D.S. Ediriweera, Health Data Science Unit
- Prof. (Mrs.) L.D. Amarasinghe, Department of Zoology and Environmental Management

The Best Innovators/ Inventors in the University

- Senior Prof. N.A.K.P.J. Seneviratne, Department of Chemistry
- Prof. (Miss) N. Jayathilaka, Department of Chemistry

The most successful directors of the center/unit/committee of the University in 2021

- Prof. (Mrs.) K. L. K. N. C. Premawardhena, Centre for International Affairs
- Prof. (Mrs.) C.D.S. Wettewe, Career Guidance Unit
- Dr. (Mrs.) M.R.K.N. Yatigammana, National E-Learning Resource Centre (NELRC)

The best Promoter of International Relations in the University

- Dr. (Mrs.) D.T.D. Warnakulasooriya, Department of Physiology

The academics with the most outstanding creative production in the University

- Prof. S.N.J.K. Mendis
- Dr. U.P. Liyanage
- Mrs. G.A.M. Karunarathna
- Dr. S.S. Withana

RESEARCH

RESEARCH & PUBLICATIONS OUTPUT 2021

Table 9 - 1: Research & Publications output of the Academic Staff

Faculty		Publication Category	Number	
			Local	Foreign
FCMS	1	Publications in refereed indexed journals including e-journals	-	24
	2	Publications in refereed non-indexed journals including e-journals	78	2
	3	Conference Proceedings	3.1 Papers published as full papers	22
			3.2 Abstract publications	33
	4	Book Chapters published	17	2
	5	Books/Textbooks published in the area of expertise	5.1 By a publisher	-
			5.2 By an author	-
FCT	1	Publications in refereed indexed journals including e-journals	-	12
	2	Publications in refereed non-indexed journals including e-journals	1	7
	3	Conference Proceedings	3.1 Papers published as full papers	16
			3.2 Abstract publications	1
	4	Book Chapters published	-	3
	5	Books/Textbooks published in the area of expertise	5.1 By a publisher	1
			5.2 By an author	-
FHU	1	Publications in refereed indexed journals including e-journals	-	1
	2	Publications in refereed non-indexed journals including e-journals	1	-
	3	Conference Proceedings	3.1 Papers published as full papers	1
			3.2 Abstract publications	1
	4	Book Chapters published	-	1
	5	Books/Textbooks published in the area of expertise	5.1 By a publisher	-
			5.2 By an author	3
FMED	1	Publications in refereed indexed journals including e-journals	9	134
	2	Publications in refereed non-indexed journals including e-journals	25	7
	3	Conference Proceedings	3.1 Papers published as full papers	1
			3.2 Abstract publications	35
	4	Book Chapters published	2	-
	5	Books/Textbooks published in the area of expertise	5.1 By a publisher	-
			5.2 By an author	1

FSC	1	Publications in refereed indexed journals including e-journals	6	114
	2	Publications in refereed non-indexed journals including e-journals	12	16
	3	Conference Proceedings	3.1 Papers published as full papers	26
			3.2 Abstract publications	109
	4	Book Chapters published	1	8
FSOSC	1	Publications in refereed indexed journals including e-journals	1	6
	2	Publications in refereed non-indexed journals including e-journals	12	13
	3	Conference Proceedings	3.1 Papers published as full papers	7
			3.2 Abstract publications	3
	4	Book Chapters published	5	-
Library	1	Publications in refereed indexed journals including e-journals	-	1
	2	Publications in refereed non-indexed journals including e-journals	-	1
	3	Conference Proceedings	3.1 Papers published as full papers	-
			3.2 Abstract publications	10
	4	Book Chapters published	-	-
Library	5	Books/Textbooks published in the area of expertise	5.1 By a publisher	-
			5.2 By an author	-
	5	Books/Textbooks published in the area of expertise	5.1 By a publisher	-
			5.2 By an author	-

RESEARCH SYMPOSIA HELD DURING THE YEAR 2021⁷

Table 9 - 2: Research symposiums held during the year

Faculty	No.	Description
FCMS	01	7 th HRM Student Research Symposium 2020, 12 th March 2021
	02	9 th Students' Research Symposium, 21 st December 2020
	03	12 th International Conference on Business & Information (ICBI) 2021, 11 th November 2021 (Hybrid model)
	04	7 th International Conference for Accounting Researchers and Educators (ICARE) 2021, 09 th December 2021
	05	12 th International Conference on Business & Information (ICBI) 2021, 11 th November 2021 (Hybrid mode)
FCT	06	4 th International Conference on Advanced Marketing (ICAM), 11 th September 2021
	07	4 th International Conference on Advances in Technology and Computing (ICATC) 2021, 18 th -19 th December 2021 (Virtual Conference)
	08	FCT-Faculty Research Symposium 2021, 18 th December 2021 (Virtual event)
FHU	09	International Buddhist Conference on Pali and Buddhist Studies, 23 rd March 2021
	10	International Conference on Humanities (ICH) 2020/2021, 29 th and 30 th of July 2021
FMED	11	4 th Undergraduate Research Symposium (HUG) 2021, 20 th January 2022 (Virtual event)
	12	30 th Anniversary International Academic Sessions of the Faculty of Medicine, 30 th October 2021
FSC	13	International Conference on Applied and Pure Sciences (ICAPS), 2021, 29 th October 2021
FSOSC	14	National Undergraduate Conference on Social Sciences, NUCSS 2021, 30 th April 2021
	15	4 th International Conference on Library and Information Management (ICLIM) – 2021, 26 th November 2021

⁷ Funded by the Research council of the University of Kelaniya

PATENTS – 2021

Table 9 - 3: List of patents

Faculty	Description	Status
Intenational		
Chemistry	Cinnamon-based dietary supplements, and the process of preparation thereof	Field
Chemistry	A method for improving the shelf life of food products using coconut paring residue extract (cpre)	Field
Physics & Electronics	Method and system for addressable data communication using radio frequency (rf) communication	Field
National		
Chemistry	A formulation containing phenolic antioxidants in coconut oil or soy oil for superior bioavailability.	Field
Chemistry	A method for extending the oxidative and microbial shelf life of unsaturated oils, egg-based foods and baked cakes by application of thermostable phenolic antioxidants extracted from rice (Oryza sativa) bran.	Field
Chemistry	A method for improving the shelf life and oxidative stability of edible oils, meat, egg-based foods, and vegetable and preserving the color of fruit or vegetable juices using coconut paring residue extract (CPRE)	Field
Chemistry/ Physics & Electronics	Switching arc extinguishing method using multiple series contacts	Field
Chemistry/ Physics & Electronics	Vacuum manifold for the column- based solid- phase extraction.	Field
Physics and Electronics	Method for addressable data communication, processing, control, and visualization based on RF wireless communication with or without an Internet connection	Field
Zoology & Environmental Management	Personal Protective Helmet	Field

SCIENCE & TECHNOLOGY OUTPUT 2021

Table 9 - 4: Science & Technology output

Department	Name of the Science and Technology Development Output	Status
Development of new product/processes		
Family Medicine	COVID-19 APP	Developed
Molecular Medicine Unit	Sterile Insect Technology (SIT) for controlling dengue vector mosquitoes in the field	Developed
Design Prototypes developed		
Surgery	Continuous monitoring of expired CO2 during fiber optic intubation	Developed

WELFARE FACILITIES OF THE UNIVERSITY

SCHOLARSHIPS

Mahapola and Bursary

Table 10 - 1: Provision of Mahapola & Bursary

Faculty	Year of Intake	Year of Study	No. of Students Received	
			Mahapola	Bursary
FCMS	2019/2020	1	-	556
	2018/2019	2	510	58
	2017/2018	3	496	48
	2016/2017	4	429	100
		Total	1435	762
FCT	2019/2020	1	-	125
	2018/2019	2	135	8
	2017/2018	3	120	16
	2016/2017	4	97	32
		Total	352	181
FHU & FSOSC	2019/2020	1	-	1046
	2018/2019	2	999	103
	2017/2018	3	1053	154
	2016/2017	4	848	172
		Total	2900	1475
FMED	2019/2020	1	-	108
	2018/2019	2	91	11
	2017/2018	3	83	11
	2016/2017	4	74	26
	2015/2016	5	52	22
	2014/2015	5	57	12
		Total	357	190
FSC	2019/2020	1	-	304
	2018/2019	2	228	158
	2017/2018	3	192	170
	2016/2017	4	88	52
		Total	508	684
		Grand Total	5552	3292

Other Scholarships

Table 10 - 2: Provision of other scholarships

Faculty	Department	Name of the Scholarship	Number of Students Received
FCMS	Commerce and Financial Management	Laptop Donation	15
FCMS	Finance	Department Scholarship for the undergraduates	14
FHU	Modern Languages	MEXT - Japanese Scholarship	4
FHU	Modern Languages	International Chinese Teacher Scholarship	17
FHU	Modern Languages	KOICA multi-country program for Korean Language and International Development for Intermediate Learners	4
FHU	Modern Languages	The 2nd KF-JNU-JDC Intensive Korean Language Program for Next Generation Educators	1
FHU	Modern Languages	Erasmus - France	1
FHU	Modern Languages	German Academic Exchange	5
FHU	Modern Languages	DAAD	5
FHU	Modern Languages	German Cultural Institute - Colombo	22
FHU	Modern Languages	Goethe Institute - Munich	6
FHU	WCC & CC	MWI Aachen Scholarship for MPhil	3
FSOSC	Geography	ERASMUS PLUS Merging Voices, International Mobility Program for Academic and Knowledge Transfer Project - 2022/23	2

GOVERNANCE PRACTICES

UNIVERSITY COMPLIANCE WITH THE RIGHT TO INFORMATION ACT NO 12 OF 2016

Details of information issued

The Management of the University of Kelaniya recognized the importance of compliance with the provisions of the Right to Information Act No. 12 of 2016 of the Government. It also complied with the principle of transparency of university decisions. Therefore, the University of Kelaniya has released all information related to several matters requested by citizens of Sri Lanka in 2021. The details of such requests and the university's issuance of information are stated below (Table 11-1).


Table 11 - 1: Issuance of information as per the Right to Information act

S/N	Name of the person who requested information	Date of request	Date the information was delivered	Nature of information
1	Ven. L. Ariyadamma Thero	2021.04.09	2021.04.20	Information of interview for the Post of Lecturer (Probationary), Senior Lecturer Gr. II/I and Lecturer (Unconfirmed) of the Department of Pali and Buddhist Studies, Faculty of Humanities held on 31.03.2021 and 07.04.2021
2	Ven. D. Chandrarathana Thero	2021.04.19	2021.04.20	Information of interview for the Post of Lecturer (Unconfirmed) of the Department of Pali and Buddhist Studies, Faculty of Humanities held on 31.03.2021

3	Ven. S. Asoka Nanda Thero	2021.04.09	2021.04.20	Information of interview for the Post of Lecturer (Probationary) of the Department of Pali and Buddhist Studies held on 07.04.2021
4	Mr. L.A.D. Samith Kalhara	2021.04.15	2021.04.29	Information of interview for the Post of Lecturer (Probationary) of the Department of Pali and Buddhist Studies held on 07.04.2021
5	Ms. K.V.J. Koshalee	2021.08.16	2021.08.30	Information of interview for the Post of Lecturer of the Department of Archaeology held on 22.03.2021
6	Ms. W.W.R.P. Fernando	2021.04.01	2021.08.30	Information of interview for the Post of Lecturer of the Department of Archaeology held on 30.03.2021
7	Ms. P.M. Embuldeniya	2021.05.13	2021.08.30	Information of interview for the Post of Lecturer (Probationary), Senior Lecturer Gr. II/I and Lecturer (Unconfirmed) of the Department of Archaeology, Faculty of Social Sciences
8	Mr. W.G.S.V. Kumara	2021.10.09	2021.10.11	Information of the members of the Board of Studies of the Department of Pali and Buddhist Studies
9	Prof. P. Narangoda	2021.10.18	2021.10.27	Information regarding Mr. Udagedara Sudath Senerath as a PhD Candidate in the Faculty of Graduate Studies
10	Dr. A.M.N. Chaminda	2021.11.24	2021.11.24	Composition of the Academic staff members for the three newly established departments of the Faculty Social Sciences
11	Mr. R.M. Amarathunga	2021.11.09	2021.11.29	Information from his personal File – Recommendation of the Selection Committee and the letter of calling for Interview
12	Mr. A.Y.O. Lakshitha	2021.10.27	2021.12.21	Information of interview for the Post of Temporary Lecturer of the Department of Fine Arts held on 06.10.2021
13	Mr. H.R.P. Lal	2021.10.26	2021.12.21	Information of interview for the Post of Temporary Lecturer of the Department of Fine Arts held on 06.10.2021
14	Prof. G.J.S. Wijesekara	2021.12.16	2021.12.22	Information regarding the Department of Linguistics Approved Cadre, letter issued by Head of the Department of Linguistics (12.09.2027), Letter issued by DR/AE (29.11.2017)
15	Prof. G.J.S. Wijesekara	2021.12.28	2022.01.03	Information regarding the Department of Linguistics Advertisement for the Post of Emeritus Professor 2017, Letter issued by Head of the Department of Linguistics (2017.11.10)
16	Ms. S.D. Edirisinghe	2021.12.28	2022.02.01	Information regarding her marks and supportive documents for the Professor interview held on 17.12.2021

Total no of request received during year 2021	-	16
Total no of occasions of not providing information during the year 2021	-	00
Accordingly, total No. of responses during the year 2021	-	16

Total responses as a percentage of requests - **100%**



QUALITY ASSURANCE

The Quality Assurance activities of the University are facilitated by the Centre for Quality Assurance (CQA) established under UGC Circular 2019/09. The CQA is headed by a director, who is guided by the Senate Standing Committee on Quality Assurance (SSC-QA). Faculty Quality Assurance Cells (FQACs) are established in all six faculties. In 2021, in addition to the six FQACs two Internal Quality Assurance Cells (IQACs) were established in the administrative divisions and Center for Distance and Continuing Education.

The Senate Standing Committee on Quality Assurance meets regularly and monitors the progress of the six FQACs, and the two IQACs report to the SSC-QA and share best practices, which facilitate enhancing the internalization of practice.



External Reviews:

- The Institutional Review of the University was completed with the site visit evaluation held in December 2021.
- Self-Evaluation Reports (SERs) of four External Degree Programs (EDPs), BA, BCom, BBMgt and BSc (Physiotherapy), were submitted for the Program Review.

Preparation of policy documents and guidelines:

- Policy on Grievance Redress
- Policy on Student Engagement in QA Activities
- Student Charter
- Policy on Curriculum Design and Development

Workshops and awareness programs:

In 2021 CQA facilitated workshops and training sessions on several aspects:

- Curriculum Design and Development
- Peer Observation
- Human Resource Management
- Online Assessment
- Preparation of digital teaching material

Other QA- related activities

- The Faculty of Commerce and Management Studies introduced the 'Teaching Excellence Award' for teacher appraisal.
- The Faculty of Commerce and Management Studies and Faculty of Science have adopted a system for recording the workload of academic staff methodically and developed a Human Resource Plan.
- The Faculty of Commerce and Management Studies and the Faculty of Science obtained the approval to introduce fallback awards.
- The IQAC of Administrative Divisions have initiated developing a 'Manual of Procedures' for the Administrative Divisions of the University.

COVID-19
CORONAVIRUS
DISEASE

Risk Management – COVID 19

The COVID-19 pandemic imposed enormous challenges on the higher education system in Sri Lanka. By adopting national guidelines issued by the Ministry of Health and the University Grants Commission, the University of Kelaniya faced the pandemic successfully, and continued with educational programs for its students, inclusive of online or physical teaching-learning activities, examinations, and research throughout the year 2021.

Specific measures adopted at the University of Kelaniya

The University of Kelaniya initiated a covid-specific control program within its premises aligned with the national program.

Establishing a high-powered Covid response committee for the reduction of risk

This committee is chaired by Professor Rajitha Wickramasinghe, Professor of Public Health, Faculty of Medicine, and coordinated by Dr. Chinthaka Rathnayake, Chief Medical Officer (CMO). The Vice-Chancellor, Senior Professor Nilanthi de Silva, regularly participated in the meetings of this committee.

The committee comprises of 65 members including seven Deans of the Faculties, Registrar, Bursar, Librarian, Public Health Inspector, 2 members (academic and non-academic) from each faculty, Directors, Union leaders, Head of the Dept of Medical Microbiology, Faculty of Medicine, Professor of Medical Microbiology, and the Medical Officer of Health (MOH) at Kelaniya.

Committee meetings are conducted fortnightly.

The mandate of the committee is to plan, prepare guidelines, implement, monitor, evaluate and review the situation and take timely action.

Educational activities

Educational activities were conducted online for most students in order to minimize the risk of spreading Covid. However, examinations and practical classes were conducted physically on-site where necessary, adhering to health requirements to ensure the minimum gathering and adopting the “bio-bubble” approach following proper risk assessment.

Medical Centre

All categories of health staff were trained on procedures to be followed in their relevant fields, in the Microbiology and Family Medicine Departments of the Faculty of Medicine, the Colombo North Teaching Hospital and the Office of the MOH/Kelaniya.




Funds

Additional funds were made available for the following control measures:

- a) Purchase of personal protective equipment (PPE), including face masks
- b) Sanitizers, disinfectants for lecture halls, hostels, classrooms, vehicles (ambulance transporting positive cases, contacts)
- c) Posters (displayed in all units)
- d) Adequate foot operated hand washing areas
- e) Infrared thermometers for all the entrance points
- f) Improved facilities at the University Medical Centre

Rapid Antigen Test

Rapid Antigen Tests for SARS CoV-2 were conducted free of charge for students and staff, at the University Medical Centre and in the laboratories of the Medical Microbiology Department of the Faculty of Medicine.



RT-PCR

RT-PCR for SARS CoV-2 tests were conducted free of charge in the laboratories of the Medical Microbiology Department of the Faculty of Medicine for the university community as well as members of the public who were tested as required by the Ministry of Health.

Covitriage SL App

Covitriage SL App for covid positive patients was developed by a team of academics from the Faculties of Medicine and Science, along with officials from the Ministry of Health, for assessment of risk and identification of a medical management plan.

Integrated Home-Based Care Centre

Integrated Home-Based Care Centre (IHBCC) at UOK – the University guest house was converted to a well-equipped home quarantine center for covid positive patients among the university staff.

Mass Vaccination

Several vaccination programs were conducted on-site in Dalugama and Kelaniya for staff and students:

- Sinopharm 1st & 2nd dose
664 staff members were vaccinated on 14 May and 11 June 2021
1164 students were vaccinated in October and November 2021
- Pfizer Booster dose:
930 members of staff/students/community were vaccinated in December 2021

Welfare facilities

The following welfare facilities were provided for all covid-positive staff members: interest-free loan scheme, traveling allowance (up to Rs 15,000), special quarantine leave.

Educational programs

Educational programs to create awareness among the community were telecast on a number of TV channels, radio channels, social media, and newspapers, with the participation of the Vice-Chancellor, Chief Medical Officer, Media Director and Professors/senior lecturers at Medical Faculty/other faculties and students.

COVID-19 Statistics

Over the period August - December 2021, the Medical Centre has maintained records of covid testing and the number of positive cases among staff and students. A weekly PHI inspection report on the maintenance of hand washing facilities and sanitizers was also compiled. The report is presented weekly (supplemented by a monthly summary) to the Vice-Chancellor, the Chairperson of the covid response committee and copied to the Registrar, Deans, Bursar, Librarian & other covid committee members.

The summary report for Aug--Dec 2021 follows.

Table 11 - 2: COVID- 19 statistics

Month	Time period	No of tests done PCR/RAT	Covid 19 Positive cases - Staff	Covid 19 Positive cases - Students	No of Covid - 19 Positive cases reported from outside tests (Staff only)	Total number of Covid- 19 positive cases
August	From 04.08.2021 to 31.08.2021	311	22	15	27	64
September	From 01.09.2021 to 28.09.2021	41	1	6	8	15
October	From 29.09.2021 to 31.10.2021	60	5	-	7	12
November	From 01.11.2021 to 28.11.2021	127	2	8	4	14
December	From 29.11.2021 to 02.01.2022	223	4	14	5	23
Total	From 04.08.2021 to 02.01.2022	762	34	43	51	128

GREEN PRACTICES

The Centre for Sustainability Solutions demonstrates the principle of sustainability both in theory and in practice through understanding non-sustainable practices of the University and taking action to reduce the impact of such practices by coordinating and organizing various activities. As the first step, the university adopted a policy on the environment; this policy binds all individuals in the university to exercise due care to avoid negative environmental impacts of their own activities. The University Environmental Policy emphasizes that caring for the environment is the bounded duty of any individual in the university premises that uses, or otherwise carries out an activity that has an impact on the resources of the environment. There are numerous actions and activities carried out by the CSS annually under different aspects of sustainability. energy management, water management, biodiversity management, waste management, sustainability leadership and education, social wellbeing etc., to make the university move forward towards sustainability.

CSS is involved in issuing a university circular on energy management which includes a set of guidelines in setting temperatures of A/C limiting to 020C lower than the room temperature, limiting A/C on-off time to 10.30 am to 3.30 pm, pre-assessment of office conditions before installing A/Cs. Apart from that, the implementation of the energy audit recommendations such as the following have been carried out: installation of energy sub-meters, proper arrangement of lighting to avoid use of extra bulbs, making a decision on purchasing inverter type air-conditioners, LED bulbs/lights to phase

out tube lights and incandescent bulbs to increase energy efficiency. The CSS has proposed to implement green the building concept in upcoming buildings to be more energy-efficient; solar roofs, using only LED lights and enhance natural lighting where possible to illuminate the interior, uses natural/passive cooling/ventilation, energy efficient glasses, green walls and shading for cooling purposes, green cover, natural lighting, and natural/passive cooling. Energy management systems are to be introduced in new and renovated buildings. CSS encourages the University to use more renewable energy sources to reduce the burden on grid energy and has taken several initiatives to promote the use of solar energy such as installing solar mobile phone/laptop charging stations for students, solar water heaters in canteen boilers, solar streetlights and solar roofing in certain buildings. The CSS has implemented strategies to reduce the greenhouse gas emissions within the university by planting a medicinal plant cloister, signing an MoU with the Department of Forest Conservation to develop and manage 150 ha of forest reserve in Puttalam, developing a wastepaper management program, implementing an e-waste collection and disposal program. CSS recommends avoiding purchasing of equipment that carry CFC and other ozone depleting gases. In 2021, CSS organized several awareness programs on climate change for the university community and the general public.

CSS has successfully implemented a waste segregation and recycling program in the University. More than 75% of biodegradable waste generated within the University is turned into

compost in a facility that was developed by the CSS with the assistance of the CEA. CSS issued a university circular banning polythene usage in University of Kelaniya. As a result, no lunch sheets are permitted in canteens and fruitful discussions were held with the Student Union to make them aware of the negative environmental impact of the use of polythene in their activities/decorations. Further, CSS introduced dark blue colored bins for every department in the University to collect waste papers for recycling. All collected papers are handed over to a registered recycler. CSS encourages using soft copies where possible and print double sided wherever possible, reusing single side printed papers. CSS promotes using biogas as an alternative for LPG and two biogas facilities in two canteens in the university produce more than 4kg of biogas per day.

Staff who are trained on composting technology give advise and knowledge to small-scale enterprisers who are willing to operate compost yards. CSS coordinated a chemical waste management program with the assistance of Holcim Cement Pvt. Ltd. The CSS has paid attention to the conservation of water within University. CSS has introduced a rainwater harvesting system at the premises of the Faculty of Commerce and Management. It was able to collect 58000L of water in 2021. Wastewater released from the university hostels, are being treated and reused for gardening purposes. The CSS introduced a sprinkler irrigation system in 2018 for the plant nursery and lawns. The CSS is involved in transferring technical know-how in formulating a waste management system for the newly


constructed ICT Faculty. A Sedimentation Management Plan for Managing Land and Water Pollution Risks has been developed. In addition to these wastewater treatments, It plans to implement (Under construction) a sewage water treatment unit and use that water for recycling water for toilet flushing purposes. This can minimize the portable water usage within the ICT faculty.

Further, the CSS is into two other important sustainability initiatives: (I) Online Transport Management System for optimization of energy usage of campus vehicles. This system will assist in online reservation of university vehicles, opportunities for pooling, tracking distances travelled by each vehicle thereby automatically calculating the carbon footprint, engine efficiency calculation etc. (II) Waste face mask management system within the university. CSS is taking a proactive initiation of face mask disposal identifying it as an emerging waste category as surgical and N-95 face masks contain nylon and is considered a clinical waste. The separate handling of such waste is needed. The CSS will introduce light blue bins for the collection of face masks and build awareness among the university community to dispose masks as recommended by the WHO and incinerate the collected waste.

The CSS is widely involved in education, awareness, extension and outreach activities locally and globally. A Sustainability Leadership Certificate program is offered for undergraduates of all the faculties of the University. More than 500 students from different faculties participated in this program during 2021. This program consisted of 10 modules: Human Society,

Environmental Issues and Sustainable Development, Sustainable Living and Green Fashion: Role of the Youth, Non-conventional Energy vs Conventional Energy, Energy Management, Waste as a Resource: Solid Waste Management, Environmental Pollution and Human Health, Water Management, Green Buildings, Sustainable Production and Consumption, Environmental Sustainability Leadership and a group project. The CSS is currently working on obtaining SLQF standards for the program in order to open it for students who have finished their A/Ls island wide. In addition to these activities, the

FCT organized a webinar on promoting zero waste practices in universities to educate university students. CSS commemorated the World Biodiversity Day, and contributed to delivering an invited speech on Green Initiatives, planted trees to combat climate change and to reduce CO2 Emissions, commemorated the World Environmental Day, contributed to delivering an invited speech on ecosystem restoration in the global south. CSS also organized an invited speech on the impact of Covid-19 on the environment of Sri Lanka Green Dialogue organized by CIR.



INFORMATION ON SPORTS ACTIVITIES

PERFORMANCES AT THE NATIONAL AND INTER UNIVERSITY LEVEL IN 2021

SPORTS EVENTS

- Badminton (Men & Women)
- Baseball (Men)
- Basketball (Men & Women)
- Carrom (Men & Women)
- Chess (Men & Women)
- Cricket (Men & Women)
- Elle (Men & Women)
- Football (Men)
- Hockey (Men & Women)
- Judo (Men & Women)
- Karate (Men & Women)
- Netball (Women)
- Rugger (Men)
- Scrabble (Men & Women)
- Swimming (Men & Women)
- Table Tennis (Men & Women)
- Taekwondo (Men & Women)
- Tennis (Men & Women)
- Track & Field (Men & Women)
- Volleyball (Men & Women)
- Weightlifting (Men)
- Wrestling (Men)
- Wushu (Men & Women)
- Yoga (Men & Women)



- Total No. of Teams (Men & Women) - 40
- Number of Students Involved in Competitive Sports - 446 (virtually)

SPORTS TRAINING PROGRAMS & EVENTS⁸

76 students were appointed as Captains & Vice Captains (Men & Women) for 23 sports disciplines apart from yoga.

Total Number of Training Sessions conducted - 34 online sessions per week

(16th March – 20th May and 08th July – 03rd October 2021)

Table 12 - 1: Sports events and student participation

Events	No. of Student who Participated
Training Program (virtually)	664
No. of Friendly & Dual Matches	04

⁸ Training sessions were not held due to the pandemic during the periods from 21st May to 07th July and 04th October to 31st December

National Taekwondo Championships

- Indumini Gunawardhana won Bronze Medal in Lightweight weight women category
- R A Irushani Madusha won Bronze Medal in Welterweight weight women category
- K M Sameera Wijesinghe won Bronze in Medal Heavyweight weight men category

National Karate Kumite Championships

- T.L.S. Prabhaashini (HS/2017/0865) 50kg (Women) Gold Medal
- H.L.M.V. Aminugama (PS/2017/006) 55kg (Women) Bronze Medal

National Karate Kata Championships

- P.D.G Randil Senior (Men) Black Belt - Gold Medal
- H.L.M.V. Aminugama Senior (Women) Black Belt - Bronze Medal

National Scrabble Pool

- Janindu Dheshan Karunaratne (ME/2017/073), a student of the Medical Faculty has been selected the national Scrabble pool

Inter University Virtual Taekwondo Championships

- The University of Kelaniya secured 3RD Place in the women's Category & 4th place in the men's category

Inter University Virtual Karate Championships

- The University of Kelaniya won 1st Place in Women Category and 3rd Place in the men's Category



Invitational Universities Rapid Chess Championships

- M.L.C. Mendis (PS/2017/123), student of science faculty ranked number 1 in overall Mens' category

Sports Article Challenge Competition on International Day of University Sports

- Sinhala Language: 1st Place Hiranya Dissanayake (University of Kelaniya)
- English Language: 1st Place Verosha Aeygoonewardena (University of Kelaniya)
- Ms. Chathuri Hashani, 4th year student of Faculty of Commerce & Management has been appointed as the National University student Ambassador by Sri Lanka Universities Sports Association (SLUSA) for the year 2021/22 academic year.



OTHER SPECIAL EVENTS CONDUCTED BY THE DEPARTMENT OF PHYSICAL EDUCATION IN 2021

Inter-University Virtual Taekwondo Phoomse Championships

The first ever Inter-University virtual Taekwondo Phoomse Championships was conducted with the collaboration of Sri Lanka Universities Sports Association. The competition was held on 12th & 13th of November at the New Gymnasium under the patronage of the Vice-Chancellor. 10 state universities participated in this competition and the financial contribution was made by the Sri Lanka Universities Sports Association with the University of Kelaniya.

Affiliated Sport Controlling Bodies in 2021

The University of Kelaniya was affiliated with the following National & Provincial level Sports Controlling Bodies of Sri Lanka (with executive voting power) for the year 2021.

National Associations

- Sri Lanka Cricket
- Sri Lanka Weightlifting Federation
- Sri Lanka Wrestling Federation
- Table Tennis Association of Sri Lanka
- Sri Lanka Chess Federation
- Sri Lanka Judo Federation
- National Aquatic Sports Union of Sri Lanka (NASU)

Provincial and District Associations

- Western Province Rugby Football Union
- Gampaha District Cricket Association
- Gampaha District Netball Association
- Western Province Badminton Association
- Gampaha District Basketball Association



Other Associations

- Sri Lanka Universities Sports Association

Other Positions held by Staff members during the year of 2021

Mr. GGU Saman Kumara

- Executive committee member of Athletic Association in Sri Lanka
- Hon. Recorder of Athletic Association in Sri Lanka
- Recorder of Sri Lanka Universities Sports Association
- Member of the Panel of Judges for Presidential Sports Awards
- Chairman of Statistics, Records & Standards subcommittee of Sri Lanka Athletics

Mr. HDSP Wijegunaratne

- Chairman, Table Tennis Sub-Committee of SLUSA
- Member of Badminton, Rugger Sub-committees of SLUSA
- Vice President Sri Lanka Table Tennis Association

Ms. K.N.S. Kumari

- Member of Karate and Carrom Sub-Committees of SLUSA

Ms. GASG Godamune

- Chairman, Taekwondo subcommittee & Member of Karate, Netball, Basketball & Hockey Sub-Committees of SLUSA

Ms. HMKT Karunaratne

- Member of Chess and Elle Sub-Committees of SLUSA

Ms. I.P.K. Mahadula

- Member of Tennis and Swimming Sub-Committees of SLUSA

Mr. A.M.A. Athukorala

- Member of Volleyball, Rugby and Baseball Elle Sub-Committees of SLUSA

Mr G.R.C. Kularatne

- Member of Athletics and Weightlifting Sub-Committees of SLUSA

CAPITAL INFRASTRUCTURE DEVELOPMENT

Several infrastructure development projects continued during 2021. Table 13-1 provides the relevant information.

Table 13 - 1: On-going projects in 2021

Project/proposal	Estimated Cost (Rs. Million)	Estimated Project Period	Student capacity	Awarded Value	Progress (%)
Ongoing/Existing Projects					
New lecture theatre complex of the Faculty of Science	500	24	1800	396	28
Building for the Information Communication Technology Centre (ICT)	183	24	1000	156	99
Four Storied Pannarama Hostel Building at Hattiyawatta	247	18	320	187	20
Construction of a new building for the Faculty of Commerce & Management Studies	1417	24	3600		




ACTIVITIES ON SUSTAINABLE DEVELOPMENT GOALS

Policy Statements

- The university conducts its activities ensuring compliance with relevant environmental legislation and regulations existing in the country.
- The institutional framework for sound environmental management is strengthened by the university through capacity-building, legislative instruments and improved inter-institutional coordination and linkages.
- The university environment and the environmental impact of the institution's activities are managed through a pre-defined Environmental Management System that is continuously updated and maintained.
- The environmental impact of institution's activities is continuously assessed and reported through an appropriate and institutionalized monitoring framework based on a comprehensive set of indicators and necessary improvements are made.
- The framework for setting and reviewing environmental objectives and targets is provided by the University.
- The University's environmental policy is accessible to the public and every stakeholder should clearly understand the institution's environmental policy, his/her obligations under this policy and abide with the contents of the Environmental Management System.
- The economic value of environmental services is recognized so as to assure the sustainability of such services for the benefit of the university.

Strategies

- Reduce wastes generation by promoting efficient use, reuse and recycle (3R)
- Implement composting processes for organic wastes
- Collect metals, glasses, plastic/polythene, and paper and establish a mechanism to dispose them through registered recyclers in a regular manner.
- Facilitate the proper disposal of electronic waste by creating a continuous disposal channel to responsible recyclers.
- Establish standardized chemical waste collection and storage from the laboratories and transport them to registered companies.
- Introduce the autoclaving method for the disposal of bio-hazardous waste.
- Promote sustainable construction principles in new constructions and refurbishments and practice green building principles in new constructions.
- Reducing the negative impact on climate change through the implementation of various projects including a Carbon Management Plan.
- Minimize environmental impact through environmentally friendly procurement plans.
- Preventing pollution by managing and reducing emissions to air and discharges to water.
- Introduce rainwater harvesting.
- Promote wastewater collection, treatment, and reuse for gardening purposes.
- Promote the efficient use of energy.
- Managing the University to create and enhance wildlife habitats through the formulation and implementation of a Biodiversity Action Plan.
- Promote respectful behavior towards the environment among the university community and in society by using environmental education as a primary tool





SDG 01: NO POVERTY

The University of Kelaniya has awarded 84 scholarships to the undergraduates of the University other than the Mahapola and Bursary scholarships in 2021. Apart from that, the University's Alumni association annually awards monthly allowance to the undergraduates who are in need of financial aids.

Moreover, the Department of Commerce & Financial Management of the FCMS has helped 15 students with laptop donations.

SDG 02: ZERO HUNGER

There are 10 canteens and 4 milk bars in the University with affordable food and beverages. The University has started a solid waste management program within the university. As part of the program, the University produces high quality compost and sells part of them to external buyers and generates income to the University. In addition, this compost unit acts as a model for Pradeshiya Saba and other universities for compost making. It



Title: Impact of Social Protection on Sustainable Development Goals

Name: Dr. G.K.R.Jayaweera, Senior Lecturer, Department of Economics, Faculty of Social Sciences

Type of Work: Research

Contribution Level: National

Description: Dr. Roshini Jayaweera together with a team of academic staff attached to the department of Economics, Faculty of Social Sciences is involved in an AHEAD funded research project titled "Impact of Social Protection on Sustainable Development Goals.". The research period is from 2020 to 2022. The project is funded by the World Bank.

gives knowledge to local farmers, who have large- or small-scale planters or owners of compost yards. It also gives access to research students for doing their research related to composting. Moreover, the University has a campus food waste tracking system in which it has identified an average of 200kg of food waste per day. All the food waste is collected separately and is removed as piggery food for the piggery farmers. Other than these food waste if any food waste mixed with any other waste types, on average 650kg, is transferred to the Municipal Council waste collection.

SDG 03: GOOD HEALTH AND WELL-BEING

"Ayati" National Centre for Children with Disabilities

Ayati is a state-of-the-art center for children with disabilities and their families, providing expertise in health and education through scientific and latest modalities of intervention to enable children to reach their best potential and to contribute positively to society. It is with this understanding



Title: Recent Advancements in Audiological Assessments and Interventions

Name: Ms. N D Dantanarayana, Lecturer (Probationary), Department of Disability Studies, Faculty of Medicine

Type of Work: Symposium in Audiology as a continuous professional development activity for undergraduates and graduates who are currently working as audiologists

Contribution Level: Local

Description: An Audiology Symposium on "Recent Advancements in Audiological Assessments and Interventions" was organized by the Department of Disability Studies along with the 30th Anniversary Celebrations of the Faculty of Medicine. This symposium was held on the 30th of October 2021 and resource persons included one local speaker who is an expert in the field of audiology in Sri Lanka and 2 foreign speakers who are university professors in audiology from India and New Zealand. Undergraduate students in audiology, practicing audiologists and other interested groups participated in this event.

that Ayati (meaning 'Hope' in Sanskrit) was set up to help significantly improve their quality of life and independence and provide them with the opportunity to develop and blossom.

The AYATI center is built within the premises of the Faculty of Medicine, University of Kelaniya, located in Ragama. The Centre, which has been designed by the renowned architect Channa Daswatte, spreads across a two-acre land in Ragama with a 42,000 sq. floor area. Services at this center are provided primarily by the Faculty of Medicine University of Kelaniya, the Ministry of Health and with the collaborations of Ministries of Education and Social Services. The multi-disciplinary services provided at the Ayati center includes,

- Audiology
- Education
- Medical and health
- Occupational therapy
- Physiotherapy
- Psychology
- Social welfare
- Speech and language therapy
- Telehealth

Title: A parental education program and a hearing screening for children with Down's Syndrome

Name: Ms. N D Dantanarayana, Lecturer (Probationary), Department of Disability Studies, Faculty of Medicine

Type of Work: Project

Contribution Level: Local

Description: A parental education program and a hearing screening for children with Down's Syndrome were organized by the Department of Disability Studies and the Ayati National Centre for Children with Disabilities of the Faculty of Medicine of the University of Kelaniya to celebrate the World Hearing Day 2021. This program was organized with the World Health Organization (WHO) along with the WHO objectives for the World Hearing Day 2021. This project was held on the 3rd of March 2021.

Benefactors in the form of generous business giants and philanthropists such as Hemas Holdings, MAS Holdings contributed towards the cause and Sri Lankan Cricket legends Kumar Sangakkara and Roshan Mahanama joined hands to raise funds for this national level cause. The Sri Lankan Army also contributed by providing the labor required for the construction of the center. The AYATI Centre, which is designed to serve children with disabilities, was estimated to cost approximately 450 million rupees. The ongoing management of the center is overseen by the Faculty of Medicine, University of Kelaniya. Services at this center are provided free of charge for Sri Lankan nationals.

The center possesses highly skilled personnel who can handle any complex task pertaining to glass blowing. The fabrication of specially designed scientific glassware is a special service offered by the center. This is the only scientific glass blowing center currently established in the country.

In addition, training programs are conducted by the center to disseminate scientific glass blowing skills to interested personnel from other universities, institutes, schools and entrepreneurs. The center also manufactures ornamental glassware such as gifts and souvenirs. However, priority is given for manufacturing scientific glassware due to the lack of human resources.

Title: School hearing screening program

Name: Ms. N D Dantanarayana, Lecturer (Probationary), Department of Disability Studies, Faculty of Medicine

Contribution Level: Local

Description: A School hearing screening program was organized by the audiology students of the Department of Disability Studies, and it was held in February 2020 at a pre-school in Ragama. The objectives of the program were to increase awareness among teachers on childhood hearing loss due to middle ear pathologies and detect any hearing loss within the selected community.

SDG 04: QUALITY EDUCATION

As a state University, the University of Kelaniya offers free education to its students up to the undergraduate degree and additional financial aid is provided for those who are in need. In addition, the University offers several first-degree programs (part time/ external degree programs) at affordable costs and certificate level programs and diploma programs are offered for those who are not attending a university.



Glass Blowing Center

The glass blowing center at the University of Kelaniya provides an excellent service in the manufacture and repair of scientific glassware for laboratory use. This includes the fabrication of totally new special purpose scientific glassware as required for research and the repair of expensive broken laboratory glassware.



SDG 05: GENDER EQUALITY

The University adopts the strategies indicated in the book "Preventing Sexual and Gender-based Violence (SGBV): Strategies for Universities". The University of Kelaniya has a Center for Gender Studies, directed by Dr. E. A. D. Edirisinghe to promote gender equity and equality. The Center for Gender Studies is the first ever gender center established in Sri Lankan public sector Universities.

"Professor P A S Edirisinghe, Cadre Chair, Department of Forensic Medicine, was nominated as 16 USAID's Heroes All Over the World for Activism Against Gender Violence Campaign 2014"

Her work on women and children subjected to violence in Sri Lanka has been recognized by the USAID and nominated as 16 USAID's Heroes All Over the World for Activism Against Gender Violence Campaign 2014.

7 AFFORDABLE AND CLEAN ENERGY



SDG 07: AFFORDABLE AND CLEAN ENERGY

The Faculty of Medicine, University of Kelaniya has established the Green Practice Committee (GPC) to plan, implement and oversee its sustainability activities. Being a Faculty of Medicine, good health under all circumstances is our primary concern and therefore we extend our mission beyond the physical borders of the Faculty and reach our community with the theme “Sustainability for a healthier future”.

Title: Project on Prototype Manufacturing of Solar Panels

Name: Professor S R D Kalingamudali, Dean/ Faculty of Science,

Type of Work: Project

Contribution Level: Regional

Description: Prof. S R D Kalingamudali, Dean of the Faculty of Science, is involved in a “Project on Prototype Manufacturing of Solar Panels” as the Project Director to achieve SDG 07. The project time is from 2017 to 2022. The project is funded by the State Ministry of Skills Development, Vocational Education, Research and Innovation.

Title: Carbon neutralization by increasing the efficiency of renewable (solar) energy conversion system

Name: Dr A L A K Ranaweera, Senior Lecturer, Department of Physics and Electronics

Type of Work: Research

Contribution Level: Local

Description: Research work toward Carbon neutralization by increasing the efficiency of renewable (solar) energy conversion system

SDG 11: SUSTAINABLE CITIES AND COMMUNITIES

An agreement has been signed between University of Kelaniya and Green Building Council of Sri Lanka on 14th of October 2021 at the Vice-Chancellor's Office of University of Kelaniya. This agreement has been signed related to the evaluation of receiving the platinum rating issued by the Green Building Council of Sri Lanka for the proposed building complex on the Faculty of Computing and

11 SUSTAINABLE CITIES AND COMMUNITIES



Technology premises. This building will be built at a cost of Rs. 4.3 billion under the project Science & Technology Human Resource Development Project, Asian Development Bank.

SDG 13: CLIMATE ACTION

The University of Kelaniya is the first Sri Lankan national university that adopted an environmental policy, and as such it expects to demonstrate the theory and practice of sustainability through taking action to understand and reduce the unsustainable impact of its own activities. In this context, the University of Kelaniya has planned to reduce its energy consumption and hence to reduce its carbon footprint by adopting energy conserving strategies. The Green Society of the Faculty of Medicine, University of Kelaniya has taken several initiatives towards energy conservation and as part of this effort, a webinar was held under the theme “Energy Conservation: opportunities and challenges” on the 4th of August 2021.

13 CLIMATE ACTION



Title: Climate Resilient Integrated Water Management Project (CRIWMP)

Name: Dr. S A N P Sakalasooriya, Senior Lecturer, Department of Geography, Faculty of Social Sciences

Type of Work: Project

Contribution Level: National

Description: Dr. S A N P Sakalasooriya was the Leader of the Divisional Planning Team for compiling and editing the Hotspot Area Agricultural Development Plan (HSAADP) of the North-Western Province, Climate Smart Irrigated Agriculture Project (CSIAP), a World Bank Funded Project, which the Ministry of Agriculture is implementing in Sri Lanka. He has conducted much research for and compiled several reports of UNDP projects, especially the final report to GCF of the midterm evaluation of GCF-funded Climate Resilient Integrated Water Management Project (CRIWMP).



SDG 15: LIFE ON LAND

Solid Waste Separation and Storage

The Green Practices committee initiated a solid waste management program in 2014. The solid waste management program includes waste separation, waste collection, and the direction of recyclable waste for approved waste recyclers. More than 250 bins with standard color codes (Green for organic wastes, blue for paper, orange for polythene, red for glass) for different waste types are placed in the university premises for waste collection.

Rainwater Harvesting

The University of Kelaniya has a rainwater harvesting system with a total capacity of 60,000 L which was implemented on July 28th, 2015. The water collected is used for the Compost Yard, Plant Nursery, Gardening, and cleaning of equipment used by the Landscape Division.

Biogas Production

There are two biogas units in the University. The biogas unit I is at the Faculty of Medicine (Volume – 5000 L) which is used in the faculty canteen for preparing food. The biogas unit II is at the Base canteen (Volume – 500 L) which was established and managed by the Departments of Zoology and Environmental Management as a pilot project.

Solid Waste Management Project

The University of Kelaniya has initiated composting projects to make the university environment a beautiful and better place. There are two compost yards in the University. Unit I is at the Faculty of Medicine and Unit II is at the landscape division.

The compost production at the Faculty of Medicine: The building was donated by the Central Environmental Authority and was operational since December 11th, 2013. The composting in Compost Yard II, commenced on September 14th, 2015. Compost is produced using garden wastes received from the daily accumulation from the university premises.

Gliricidia maculate, Tithonia diversifolia (Mexican Sunflower), Crotalaria juncea (Sunn Hemp) has been planted within the area as a Nitrogen source, in order to maintain C:N ratio of the compost. These composts are now being used for the fruit and vegetable garden.

Title: naerobic Soil Disinfestation (ASD) to control soil borne plant pathogens for the first time in Sri Lanka

Name: Prof. R N Attanayake, Professor, Department of Plant & Molecular Biology, Faculty of Science

Type of Work: Research

Contribution Level: Global

Description: Prof. R. N. Attanayake who is attached to the Department of Plant and Molecular Biology of the Faculty of Science is involved in the project on Anaerobic Soil Disinfestation (ASD) to control soil borne plant pathogens for the first time in Sri Lanka. The project was funded by NSF, Sri Lanka. The project is directly related to the SDG goal 15- Life on land.

PART TWO ANNUAL ACCOUNTS & AUDIT INFORMATIONS 2021

FINANCIAL INFORMATION AND ACCOUNTS

UNIVERSITY OF KELANIYA STATEMENT OF FINANCIAL PERFORMANCE			
For the year ended 31 st December in LKR	Note	2021	2020 (Restated)
REVENUE			
Government Grants - Recurrent	4	4,128,000,000	4,089,000,000
Government Grants - Rehabilitations & Improvements		14,569,986	26,934,411
Internal Income	5	1,250,051,520	1,380,421,505
Amortization of Government Grants & Donation		504,540,598	441,688,616
Grants - Mahapola		104,144,600	83,138,300
Grants - Bursary		92,944,000	66,856,000
Grant - STHRD Project		24,843,201	6,196,354
Donations to Endowment funds		1,441,800	500,000
External Research Grants		62,167,470	65,172,014
TOTAL REVENUE		6,182,703,175	6,159,907,201
EXPENSES			
Personal Emoluments	6	3,994,238,762	3,816,116,835
Travelling Expenses	7	3,354,920	2,507,449
Supplies	8	93,996,682	80,815,609
Maintenance Expenses	9	32,731,197	27,698,706
Contractual Services	10	330,564,968	374,877,317
Other Recurrent Expenses	11	104,620,431	86,164,725
Provision for Gratuity		193,684,243	217,991,302
Expenditure on Fee - levying Courses/Special services		176,331,856	148,251,896
Expenses from Development fund	12	98,853,103	114,447,250
Rehabilitation & Improvement Expenses		14,569,986	26,934,411
Depreciation		732,488,639	623,218,562
Amortization of Intangible Assets		9,777,342	10,274,786
Expenses - Bursary		92,944,000	66,856,000
Expenses - Mahapola		104,144,600	83,138,300
STHRD Project Expenditure	13	22,362,731	6,196,354
External Research Grants		62,167,470	65,172,014
TOTAL EXPENSES		6,066,830,931	5,750,661,516
SURPLUS/(DEFICIT) FOR THE YEAR		115,872,244	409,245,685

University of Kelaniya - Financial Statements 2021



FINANCIAL INFORMATION AND ACCOUNTS

UNIVERSITY OF KELANIYA STATEMENT OF FINANCIAL POSITION			
As at 31 st December in LKR	Note	2021	2020 (Restated)
ASSETS			
NON-CURRENT ASSETS			
Property Plant & Equipment	14	12,693,326,976	12,956,235,578
Library Books & Cloaks	15	19,954,553	22,387,757
Capital Work in Progress	16	2,513,229,838	270,265,323
Intangible Assets	17	9,022,164	18,799,505
Financial Assets	18	4,085,645,186	3,752,118,898
		19,321,178,717	17,019,807,062
CURRENT ASSETS			
Inventories	19	40,200,794	38,251,750
Sundry Debtors & Receivables	20	217,454,638	393,828,812
Advances to Staff	21	957,730	1,323,897
Advances & Prepayments	22	86,336,872	151,767,386
Cash & Cash Equivalents	23	429,229,658	360,279,207
		774,179,693	945,451,052
TOTAL ASSETS		20,095,358,410	17,965,258,113
EQUITY AND LIABILITIES			
EQUITY			
Differed Capital Grants	24	5,368,452,809	5,460,682,100
Capital Grants Unspent	25	137,005,108	217,312,290
Cabinet Approved Building Project Fund	26	1,011,848	17,407,275
Revaluation Surplus		8,129,394,471	8,129,394,471
Retained Earning		2,385,744,227	354,322,007
		16,021,608,462	14,179,118,140
RESERVES & RESTRICTED FUNDS			
Internal Restricted Fund	27	1,334,781,124	1,172,018,147
Endowment Funds	28	22,875,783	20,934,987
Research Grants	29	136,168,916	116,028,147
Income Received in Advance	30	915,767,159	762,472,536
		2,409,592,982	2,071,453,816
NON-CURRENT LIABILITIES			
Provision for Retiring Gratuity	31	1,371,839,011	1,391,445,943
CURRENT LIABILITIES			
Refundable Deposits	32	102,204,935	143,178,816
Accrued Expenses & Other Payables	33	190,113,019	180,061,398
		292,317,954	323,240,214
TOTAL EQUITY AND LIABILITIES		20,095,358,410	17,965,258,113

University of Kelaniya - Financial Statements 2021



FINANCIAL INFORMATION AND ACCOUNTS



These Financial statements have been prepared & presented in compliance with Public Sector Accounting Standards issued by the Institute of Chartered Accountants of Sri Lanka.

U.T.M.I.D. Tennakoon

Bursar

U. T. M. I. D. TENNAKOON
BURSAR
UNIVERSITY OF KELANIYA

The Council Members are responsible for the preparation & presentation of these Financial Statements.

Signed for and on behalf of then Council.

Senior Prof. Nilanthi de Silva

Vice-Chancellor

Prof. Nilanthi de Silva
Vice-Chancellor
University of Kelaniya
Kelaniya, Sri Lanka

Prof. Ariyaratna Jayamaha

Council Member

Dr. P.N.D. Fernando

Council Member

University of Kelaniya

February 28th, 2022

University of Kelaniya - Financial Statements 2021



FINANCIAL INFORMATION AND ACCOUNTS

UNIVERSITY OF KELANIYA

CASH FLOW STATEMENT

For the year ended 31 st December	2021	2020 (Restated)
CASH FLOWS FROM OPERATING ACTIVITIES		
Surplus/(Deficit) from Operating activities	115,872,245	409,245,684
Adjustments		
Depreciation	732,488,639	623,218,562
Interest From Investments	(232,349,230)	(362,077,358)
Provision For Gratuity	193,684,243	217,991,302
Amortization of Government Grants & Donations	(504,540,598)	(441,688,616)
Amortization of Intangible Assets	9,777,342	10,274,786
Government Grant-Rehabilitation and Maintenance Income Contributed to University Funds/Non Monetary Adjustment	(14,569,986) (474,249,864)	(26,934,411) (306,903,483)
Net Cash Flow From Operating Activities before Working Capital Changes	(173,887,210)	123,126,466
(Increase)/Decrease in Inventories	531,426	2,986,707
(Increase)/Decrease in Sundry Debtors & Receivables	2,377,532	(70,110,309)
(Increase)/Decrease in Loan & Advances to the Staff	11,704,495	5,603,293
(Increase)/Decrease in Advances & Pre Payments	65,430,514	19,809,584
(Increase)/Decrease in Accrued & Other Payable Expenses	10,051,621	(19,101,293)
(Increase)/Decrease in Deposits Refundable	(40,973,881)	(11,372,674)
Net Cash Flow From Operating Activities After Working Capital Changes	(124,765,503)	50,941,774
Gratuity Payment	(83,421,176)	(97,432,924)
Net Cash Flow From Operating Activities	(208,186,679)	(46,491,150)

University of Kelaniya - Financial Statements 2021



FINANCIAL INFORMATION AND ACCOUNTS

CASH FLOWS FROM INVESTING ACTIVITIES

Purchase of Property, Plant and Equipment	(331,165,368)	(501,523,584)
Interest From Investments	406,345,871	367,709,047
Capital Work in Progress	(117,669,682)	(67,402,811)
Investments	(344,864,616)	(12,461,347)
Restricted Funds and Grants	1,940,796	846,941
Net Cash Flow From Investing Activities	(385,412,999)	(212,831,754)

CASH FLOWS FROM FINANCING ACTIVITIES

Government Grant- Capital	140,000,000	308,000,000
Other Special Grants-Capital and Capital Contribution from other sources	105,486,465	168,402,586
Utilization of External Funds	336,198,370	(198,044,962)
Non-Monetary Contribution	80,865,293	203,546,186
Net Cash Flow From Financing Activities	662,550,128	481,903,809
 Net Increase/ (Decrease) in Cash and Cash Equivalents	 68,950,450	 222,580,906
Cash and Cash Equivalents at the beginning of the year	360,279,207	137,698,301
Cash and Cash Equivalents at the end of the year	429,229,657	360,279,207

FINANCIAL INFORMATION AND ACCOUNTS

STATEMENT OF CHANGES IN EQUITY						
For the year ended 31 st December in LKR	Deferred Capital Grants	Capital Grants Unspent	Cabinet Approval Building Projects	Revaluation Surplus	Retained Earnings	Reserves & Restricted Funds
Balance as at 01 st January 2020	5,479,252,287	131,464,984	17,272,549	7,517,362,872	307,461,793	2,262,173,583
Surplus / (Deficit) for the Year	-	-	-	-	409,245,684	15,714,988,668
Transfers / Net movements	(100,199,636)	85,847,306	-	511,668,995	(4,539,617)	409,245,684
Funds Transfer to MBBS Grant	-	-	-	-	(15,949,552)	89,446,698
Funds Transfers from Fee-levying courses	-	-	-	-	(189,638,309)	(0)
Fund Transfers to Library Funds	-	-	-	-	(7,157,447)	(0)
Prior Year adjustment	-	-	-	-	(140,828,017)	7,157,447
Actual (Gain)/Loss on PV-DBO	-	-	-	100,362,604	(3,772,528)	(40,465,412)
Balance as at 31st December 2020	5,379,052,651	217,312,290	17,272,549	8,129,394,471	354,822,007	2,071,588,542
For the year ended 31 st December in LKR						
Balance as at 01 st January 2021	5,379,052,651	217,312,290	17,272,549	8,129,394,471	354,822,007	2,071,588,542
Net movement of Prior year adjustments	81,629,448	-	134,726	-	(500,000)	(134,726)
Fund transfers to Endowment funds	-	-	-	-	-	(500,000)
Balance as at 01st January 2021 - Restated	5,460,682,100	217,312,290	17,407,275	8,129,394,471	354,322,007	16,250,571,959
Surplus / (Deficit) for the Year	(92,229,290)	(80,307,182)	(16,395,427)	-	115,872,244	115,872,244
Transfers / Net movements	-	-	-	-	(31,477,263)	(134,517,441)
Funds Transfer to MBBS Grant	-	-	-	-	(45,503,802)	85,891,721
Funds Transfers from Fee-levying courses	-	-	-	-	(195,124,615)	45,503,802
Fund Transfers to Library Funds	-	-	-	-	(10,177,228)	195,124,615
Fund transfers to Endowment funds	-	-	-	-	(1,441,800)	10,177,228
Prior Year adjustment	-	-	-	-	(1,212,393,353)	1,441,800
Actual (Gain)/Loss on PV-DBO	-	-	-	-	129,869,999	-
Deferred Capital Grant	-	-	-	-	857,011,331	-
Balance as at 31st December 2021	5,368,452,809	137,005,108	1,011,848	8,129,394,471	2,385,744,227	2,409,592,982
						18,431,201,445

FINANCIAL INFORMATION AND ACCOUNTS

Notes, Comprising A Summary of Significant Accounting Policies and Other Explanatory Notes – 2021

1. Corporate Information

1.1. Reporting Entity

The University of Kelaniya, situated at Dalugama, Kelaniya, Sri Lanka, is a fully government-owned higher educational Institute established under the Universities Act No. 16 of 1978 and subsequent amendments to it. The University is functioning under the Ministry of Education.

1.2. Nature of Operations and Principal Activities of the University

The University consists of Seven Faculties: Faculty of Commerce and Management Studies, Faculty of Humanities, Faculty of Social Sciences, Faculty of Science, Faculty of Medicine, Faculty of Computing & Technology, and Faculty of Graduate Studies.

Its Vision is to become a Centre of excellence in creation and dissemination of knowledge for sustainable development. The main activities of the University are teaching, learning and promoting the research. The objectives of the University are as follows:

- To create high quality and flexible teaching and learning environment
- To develop the highest quality faculties and staff to attain the strategic goals of the University
- To create a multi-disciplinary research culture of global standing
- To improve the image of the University by widening the range of economic and social engagements
- To develop an excellent system of governance through the efficient and effective administration and financial management

1.3. Date of authorization of Financial Statements

The Financial Statements were authorized to issue by the Council of the University at its special council meeting, which were held on 23rd February 2022.

FINANCIAL INFORMATION AND ACCOUNTS

1.4. Responsibility for Financial Statements

The Management is responsible for the preparation and fair presentation of the financial statements in accordance with Sri Lanka Public Sector Accounting Standards and for such internal control as the management determines is necessary to enable the preparation of financial statements that are free from material misstatements, whether due to fraud or error. Components of Financial Statements are as follows:

- Statement of Financial Performance
- Statement of Financial Position
- Statement of Changes in Net Assets/Equity
- Cash Flow Statement
- Statement of Comparison of Budget and Actual Amount
- Notes, Comprising a Summary of Significant Accounting Policies and Other Explanatory Notes

1.5. Reporting period

The financial period of the University represents twelve months from 1st January 2021 to 31st December 2021.

2. Basis of Preparation of Financial Statements

2.1. Statement of Compliance

The Financial Statements comprise the Statement of Financial Position, Statement of Financial Performance, Statements of Changes in Net Assets / Equity, Cash Flow Statement, Statement of Comparison of Budget and Actual amount as well as Notes, Comprising A Summary of Significant Accounting Policies and Other Explanatory Notes. These statements have been prepared in accordance with the Sri Lanka Public Sector Accounting Standards (SLPSAS) Volume I, II & III issued by the Institute of Chartered Accountants of Sri Lanka and adopted by the University Grants Commission by its Financial Circular Letter No. 2/2018. The accounting policies adopted are consistent with those used in the previous financial year. However, Sri Lanka Accounting

FINANCIAL INFORMATION AND ACCOUNTS

Standards (LKAS) also have been used in the areas where no Public Sector Accounting Standards are available.

2.2. Basis of Measurement

The Financial Statements have been prepared on a historical cost basis and applied consistently. No adjustments have been made for inflationary factors affecting the Financial Statements except for the property, plant and equipment measured at fair value and retirement benefit obligations measured based on the actuarial valuation method. The specific policies are explained in the succeeding notes.

2.3. Going Concern

Financial Statements have been prepared on the assumption that University is a going concern. The Council has made an assessment of the University's ability to continue as a going concern in the foreseeable future. Furthermore, the Council is not aware of any material uncertainties that may cast significant doubt upon the University's ability to continue as a going concern. They do not intend either to liquidate or cease operations of the University. Therefore, the financial statements continue to be prepared on the going concern basis.

2.4. Accrual basis of Accounting

The Financial Statements, except for information on the Statement of Cash Flows, have been prepared following the accrual basis of accounting.

2.5. Functional and Presentation Currency

The financial statements have been presented in Sri Lankan Rupees (LKR), which is the University's functional and presentation currency.

2.6. Materiality and Aggregation

Each material class of similar items have been presented separately in the financial statements. Items of dissimilar nature or function have been presented separately unless they are immaterial.



FINANCIAL INFORMATION AND ACCOUNTS

2.7. Comparative Information

Comparative information, including quantitative, narrative and descriptive information as relevant, is disclosed in respect of previous Financial Statements. The presentation and classification of the previous year's Financial Statements are amended, where relevant for better presentation and to be comparable with those of the current year.

2.8. Rounding

All financial information presented in Sri Lankan Rupees has been rounded to the nearest rupee except when otherwise indicated as permitted by the Sri Lanka Public Sector Accounting Standards.

2.9. Offsetting

Assets and Liabilities or income and expenses are not offset unless required or permitted by Sri Lanka Public Sector Accounting Standards.

2.10. Transaction of foreign currencies and balances

Foreign currency transactions are translated into the functional currency using the exchange rates prevailing at the dates of the transactions or valuation where items are re-measured. Foreign exchange gains and losses resulting from the settlement of such transactions and from the translation at year end exchange rates of monetary assets and liabilities denominated in foreign currencies are recognized in the income statement.

3. Summary of significant Accounting Policies

3.1. Application of SLPSAS

The University has followed the SLPSAS when preparing and presenting financial statements of the University for the year 2021.

3.2. Changes in Accounting Policies

No significant changes in accounting policies taken place during the year under review.



FINANCIAL INFORMATION AND ACCOUNTS

3.3. Significant Accounting Judgements, Estimates and Assumptions

Preparation of the financial statements of the University requires the management to make judgements, estimates and assumptions, which may affect the income, expenditure, assets, liabilities, and disclosure of contingent assets & contingent liabilities as at the end of the financial year.

3.4. Assets and Basis of their Valuation

3.4.1. Property, Plant & Equipment

The University applies the requirement of SLPSAS 07 on 'Property, Plant & Equipment' in accounting for its owned assets which are held for and used in the provision of the services or for administration purpose and expected to be used for more than one year. Property, Plant & Equipment (PPE) includes Lands, Buildings & Improvements, Office Furniture, Office Equipment, Lab & Teaching Equipment, Motor Vehicles, Water & Electricity Supply Scheme, Library Books and Periodicals, Cloaks, Machinery and Other Assets.

3.4.2. Basis of recognition

Property, Plant and Equipment is recognized if it is probable that future economic benefit associated with the assets will flow to the University and cost of the asset can be reliably measured.

3.4.3. Initial recognition

Property, Plant & Equipment are initially recognized at cost including the cost of purchase with any incidental expenses incurred in bringing the assets to its working conditions for its intended use, subsequent to initial recognition, property plant and equipment are measured at cost less accumulated depreciation and accumulated impairment loss.

3.4.4. Subsequent costs

The cost of replacing component of an item of property, plant & equipment is recognized in the carrying amount of the item if it is probable that the future economic benefits embodied within the part will flow to the University and its cost can be measured reliable. The carrying amount of the replaced part is derecognized in accordance with the derecognition policy given below.

The costs of the repair and maintenance of property, plant & equipment are recognized in the Statement of Financial Performance as incurred.

FINANCIAL INFORMATION AND ACCOUNTS

3.4.5. Derecognition

The carrying amount of an item of property, plant & equipment is derecognized on disposal; or when no future economic benefits are expected from its use. Any gains and losses on derecognition are recognized (calculated as the difference between the net disposals proceeds and the carrying amount of the assets) in the Statement of Profit or Loss. Gains are not classified as revenue.

3.4.6. Depreciation

Depreciation is recognized in the statement of Financial Performance on the straight-line basis on each component of an item of property, Plant and Equipment other than freehold land. Depreciation of an asset begins when it is available for use and ceases at the earlier of the date that the asset is classified as held for sale and the date that the asset is de-recognized.

The estimated useful lives for the current and comparative periods are as follows:

<u>Assets Category</u>	<u>Estimated useful life</u>
Buildings & Improvements	20 Years
Office Furniture	10 Years
Office Equipment	05 Years
Lab & Teaching Equipment	05 Years
Motor Vehicles	05 Years
Water & Electricity Supply Scheme	10 Years
Library Books & Periodicals	05 Years
Cloaks	05 Years
Machinery	05 Years
Other Assets	05 Years

The assets residual values and useful life are reviewed, and adjusted if appropriate, at the end of each reporting period, as assets carrying amount is written down immediately to its recoverable amount if the asset's carrying amount is greater than its estimated recoverable amount.

Gains and losses on disposals are determined by comparing the proceeds with the carrying amount and gain/(Loss) is recognized in the statements of comprehensive income.

FINANCIAL INFORMATION AND ACCOUNTS

3.4.7. Legal cases against the Properties

Though the absolute ownership is vested with the University of Kelaniya, there are pending Court cases against following two plots of lands donated to the University.

Property	Legal case
Lot B of Damminagahawatta in Dummaladeniya (Donation)	District Court Marawila Case No. 1538/L
Extent - R:01 P:23.33 -	Filed by third against the University and the Registrar, claiming ownership to the land called Dummaladeniya situated in Wennapuwa belonging to the University. The value of the action is LKR 4,005,000/-.
Thalagollawatta Land in Ragama Thalagolla (Donation)	District Court Gampaha Case No. 1225/L
Extent - H: 4.5916	Filed by outside against the University, the Vice-Chancellor, and the Registrar, claiming title to part of the Ragama Medical Faculty property, which is state land, handed over to the University by the Divisional Secretary, Jacla for the purpose of the University. The value of the action is LKR 1,000,00/-.

3.4.8. Heritage Assets

The University of Kelaniya processes several Heritage Assets such as Historical Artefacts found during archeological excavation carried out by the Department of Archology, the Faculty of Social Sciences. A collection of old coins and books in the Main Library and a collection of ancient ola leaf manuscripts maintained by the Department of Library and Information Sciences.

3.4.9. Cost Model

After recognition all the Property Plant and equipment except the classes of Land are carried at its cost less accumulated depreciation. Lands are carried at its costs.

3.4.10. Revaluation Model

After initial recognition below classes of Property Plant and equipment (Lands, Buildings, Cloaks, Motor vehicles) whose fair value can be measured reliably has been carried at revalued amounts, which is fair value at the date of revaluation less any subsequent accumulated depreciation and

FINANCIAL INFORMATION AND ACCOUNTS

subsequent accumulated impairment losses. These classes of assets are revalued at a frequency of once in every five years.

Carrying value of property, plant & equipment and intangible assets are reviewed at each reporting date to determine whether there is any indication of impairment if any such indications exist, then the assets recoverable amount is estimated. An impairment loss is recognized if the carrying amount of an asset exceeds its recoverable amount. Impairment losses are recognized in the statement of financial performances.

Details of Revaluation of assets are as follows:

LKR					
Assets	Date of revaluation	Revalued by	Carrying value of assets	Revalued amount of assets	Revaluation surplus
Lands	31.12.2018	Department of Valuation	1,155,750,767	4,204,580,000	3,048,829,232
Lands	01.01.2019	-do-	-	700,210,000	700,210,000
Buildings	31.12.2018	-do-	2,845,249,161	5,375,839,000	2,530,589,838
Buildings	01.01.2019	-do-	-	118,599,000	118,599,000
Cloaks	31.12.2018	-do-	884,446	12,020,320	11,135,874
Motor Vehicles	01.01.2018	-do-	27,838,603	114,940,000	87,101,397
Lands	31.12.2020	-do-	58,514,788	547,160,000	488,645,212
Buildings	31.12.2020	-do-	39,826,218	62,850,000	23,023,782
Total					7,008,134,337
Revaluation surplus Balance as at 01.01.2018					1,121,260,134
Revaluation surplus Balance as at 31.12.2021					8,129,394,471

Revaluation surplus would be transferred to the general reserve at the time of disposal of the property.

FINANCIAL INFORMATION AND ACCOUNTS

3.4.11. Investments

Investments represent investment in fixed deposits and savings accounts. These investments have been accounted in compliance with SLFRS 09. The investment in fixed deposits and savings accounts have been classified at amortized cost as per SLFRS 09. They are initially measured at fair value and subsequently measured at fair value less amortized cost by using effective interest rate as required by SLFRS 09.

3.4.12. Staff Loans

The staff loans include Distress loan, Computer loan, Special Distress loan, Vehicle loan, Staff loan and Vice-Chancellor Fund loans. The staff loans have been classified as financial assets at amortized cost as per SLFRS 09. Impairment loss in any staff loan have been recognized on expected cost method as stipulated in SLFRS 09.

3.4.13. Capital work-in-progress

Capital expenses incurred on PPE which are not completed as at the reporting date are shown as Capital Work – in – Progress and cost incurred on Capital Work – in – progress is transferred to Property, Plant and Equipment when it is available for use.

3.4.14. Intangible assets

Computer software and online journals have been recognized as intangible assets when it is probable that future economic benefits that are attributable to the assets will flow into the enterprise and the cost of the asset can be measured reliably. Intangible assets acquired are stated at cost less accumulated amortization and accumulated impairment losses. These costs are amortized over a period of 5 years.

3.4.15. Current assets

Current Assets classified in Statement of Financial Position are those which are expected to be realized in, or consumed in the University's normal operating cycle, expected to be realized within twelve months after the reporting date or cash or a cash equivalent.

3.4.16. Inventories

Inventories are stated at cost and determined on First in First out (FIFO) basis. Inventories mainly comprise of stationary and spare parts. Inventories are for consumption and not for resale.



FINANCIAL INFORMATION AND ACCOUNTS

3.4.17. Cash & cash equivalents

Cash and cash equivalents are defined as cash in hand, demand deposits and short term highly liquid investments readily convertible to known amounts of cash and subject to insignificant risk of change in value. For the purpose of cash flow statement, cash & cash equivalents include cash in hand and deposits in banks. Investments with short term maturity of six months or less from the date of acquisition are also treated as cash equivalents. The cash flow statement is prepared based on the indirect method.

3.5. Accounting for government grants for capital expenditure

3.5.1. Recurrent grant

Recurrent grants are recognized in the Statement of Financial Performance on cash basis. Cost of rehabilitation of PPE and capital grants for construction and new work are recognized either as work in progress or Capital Assets where necessary.

3.5.2. Contribution to capital outlay from outside grants

The value of Property Plant & Equipment purchased out of generated funds & various project funds were shown as "Contribution to Capital Outlay from outside Grants".

3.5.3. Capital grants

Government Grants for the Capital expenditure has presented in the Financial Statements in accordance with the LKAS 20 due to the absence of SLPSAS. According to the LKAS 20 Capital Grants has been recognized as deferred income in the statement of financial position and amortized over the useful life of the asset.

3.6. Internally restricted funds

Internally restricted funds include funds committed for specific purpose. Faculty Development funds represent the cumulative position of Faculties/Departments Funds with net unspent balances at the year end.

3.7. Endowment Fund

Endowment funds include restricted donations received by the University and investment returns generated from endowment funds which are used in accordance with the various purpose established by the donors.



FINANCIAL INFORMATION AND ACCOUNTS

FINANCIAL INFORMATION AND ACCOUNTS

3.8. Taxes

3.8.1. Income Tax

University is not liable to pay income tax on its income of the ordinary course of the business according to the prevailing tax regulations.

3.8.2. Value-Added Tax

University is exempted from paying Value Added Taxes according to the prevailing tax regulations.

3.8.3. Advanced Personal Income Tax (APIT)

The University currently remits APIT Tax deducted from monthly salaries of the employees who are liable for payment of income tax which is not a part of the University expenditure. Hence, payment of APIT tax is not accounted in the accounts of the University.

3.9. Employee Benefits

3.9.1. Definitions

3.9.1.1. Short-term employee benefits

Short-term employee benefits are expensed as the related service is provided. A liability is recognized for the amount expected to be paid if the University has a present legal or constructive obligation to pay this amount as a result of the past service provided by the employee and the obligation can be estimated reliably.

3.9.1.2. Defined contribution plan

Employees are eligible for University Provident Fund (UPF) Contributions, Employees' Trust Fund (ETF), University pension fund and contributions are in line with the respective statutes and regulations. The University of Kelaniya pays fixed contributions on basic emoluments plus cost-of-living allowances, academic allowances and monthly compensation allowances of employees to the University Provident Fund, Employees' Trust Fund and University pension fund and will have no legal or constructive obligation to pay further amounts. This obligation falls within the scope of the defined contribution plan SLPSA 19 on employment benefit. Obligation for contribution to defined contribution plan are recognized in profit or loss as the related service is provided.

3.9.1.3. Defined benefit obligation

In accordance with the Gratuity Act No. 12 of 1983, a liability arises for a defined benefit obligation to employees. Such defined benefit obligation is a post-employment benefit obligation falling within the scope of SLPSAS-19 on 'Employee Benefits'.

3.9.1.4. Measurement of defined benefit obligation

The liability recognized in the Statement of Financial Position is the present value of the defined benefit obligation at the reporting date. The calculation is performed annually by a qualified actuary using the Projected Unit Credit method (PUC). Re-measurement of the defined benefit liability, which comprises actuarial gains and losses are recognized immediately in the Statement of Financial Performance. The University recognizes the increase in defined benefit liability attributable to the services provided by employees during the year (current service cost) in Statement of Financial Performance. The discount rate has been derived, and approximation of a long-term interest rate of 11.5% p.a. (2020 – 11.0%) has been used to discount future liabilities. The liability is not externally funded.

3.9.1.5. Accounting Estimate

The actuarial valuation involves making assumptions about discount rates, future salary increases and mortality rates. The complexity of the valuation, the underlying assumptions and its long-term nature, the defined benefit obligation is highly sensitive to changes in these assumptions. All assumptions are reviewed at each reporting date.

FINANCIAL INFORMATION AND ACCOUNTS

3.9.2. Actuarial Valuation of Retirement Gratuity

An actuarial valuation was carried out as at 31st December 2021 by Actuarial & Management Consultants (Pvt) Ltd, a firm of professional actuaries. The summarized report of the Actuarial valuation is as follows:

Assumption	2021	2020
Financial		
Rate of discount	11.5% p.a.	08.00% p.a.
Salary escalation rate		
Academic	Basic Salary and allowances: 10.00% p.a.2021	Basic Salary and allowances:07.00% p.a.2020
Non-Academic	Basic Salary and allowances: 8.00% p.a.	Basic Salary and allowances: 5.00% p.a.
Demographic		
Mortality	A 1967/70 Mortality Table, issued by the Institute of Actuaries, London.	
Retirement Age		
Academic	65 Years	65Years
Non-Academic	62 Years	60 Years
Staff turnover rate		
Academic	1.00 % p.a. across the board up to age 54 and thereafter zero	1.00 % p.a. across the board up to age 54 and thereafter zero
Non-Academic	0.50 % p.a. across the board up to age 54 and thereafter zero	0.50 % p.a. across the board up to age 54 and thereafter zero
Disability		
Academic & Non-Academic	10% of the Mortality Table	10% of the Mortality Table

Sensitivity Analysis

Sensitivity Analysis of Present Value of Defined Benefit Obligation (LKR)

A one percentage point increase (+1%) in the discount rate	=	1,256,114,310
A one percentage point decrease (-1%) in the discount rate	=	1,505,877,386
A one percentage point increase (+1%) in the salary Escalation rate	=	1,506,743,433
A one percentage decrease (-1%) in the salary Escalation rate	=	1,253,533,720



FINANCIAL INFORMATION AND ACCOUNTS

3.10. Liabilities and Provisions

Current Liabilities

Current Liabilities are stated at their book value.

Provisions

Provisions are recognized when the University has a present obligation as a result of a past event and it is probable that an outflow of resources embodying economic benefits will be required to settle the obligations and reliable estimate can be made of the amount of the obligation. The provisions are shown under the accrued expenditure. The University arrives at an estimate on the basis of an evaluation of the most likely outcome. All known provisions have been accounted for in preparing these Financial Statements.

3.11. Contingent liabilities and contingent assets

A contingent liability is a possible obligation that arises from past events whose existence will be continued by the occurrence or non-occurrence of one or more uncertain future events beyond the control of the programme or a present obligation that is not recognized because it is not probable that an outflow of resources will be required to settle the obligation.

A contingent liability also arises in extremely rare cases where there is a liability that cannot be measured reliably. The uncertainly does not recognize a contingent liability but disclose its existence in the financial statement.

A contingent asset is a possible asset that arises from past events whose existence will be confirmed by the occurrence or non-occurrence of one or more uncertain future events beyond the control of the University. The University does not recognize contingent asset but discloses its existence where inflow of economic benefits is probable but not virtually certain.



FINANCIAL INFORMATION AND ACCOUNTS

3.12. Revenue recognition

3.12.1. Income from fee levying courses

Income from fee levying courses and other activities are recognized on accrual basis over the period of course and degrees.

3.12.2. Finance Income

Interest income is recognized on accruing basis using effective interest rate method according to SLFRS 09 due to the absence of SLPSAS.

3.12.3. Expenditure Recognition

Expenses incurred in carrying out all activities of the University are recognized on an accrual and charged to the statement of Financial Performance.

3.12.4. Statement of cash flows

The cash flow statement has been prepared by the using the indirect Method in accordance with the SLPSAS 2 whereby gross cash receipts and gross cash payments of operating activities, finance activities and investing activities have been recognized. Cash and cash equivalents comprise short term, highly liquid investments that are readily convertible to known amounts of cash and are subject to an insignificant risk of changes in value.

4. Explanatory Notes

4.1 Accelerating Higher Education Expansion and Development Operation (AHEAD) Project

AHEAD (Accelerating Higher Education Expansion and Development) Operation is another World Bank funded project aimed at supporting higher education sector in the entire country from 2018 to 2023. The scope of this operation will be the higher education activities under the Ministry of Higher Education, the UGC, and the 15 universities, SLIATE, ATIs and non-state HEIs.

The Operations Technical Secretariat (OTS) at University is the apex unit at University Level to facilitate the project implementation, headed by a Director and other staff handling Finance, Procurement, Administration and Project Coordination. It is the responsibility of the project staff at the OTS, to coordinate, monitor and facilitate project execution. Finance operations of the project is handled by team headed by Director – Finance under the supervision of Director- OTS. The Operations and Monitoring Support Team (OMST) of the Ministry of Education, integrated

FINANCIAL INFORMATION AND ACCOUNTS

with UGC, is the apex body at national level to implement, coordinate and monitor the project operation while extending technical, and operational expertise as and when needed.

Details of the project activities carried out are as follows:

Main item	LKR				Total
	2018	2019	2020	2021	
Computer & Accessories	410,700	12,472,805	38,033,880	49,082,750	100,000,135
Furniture	2,124,650	6,984,720	4,080,868	25,743,534	38,933,772
Lab & teaching equipment	20,384,000	822,000	2,400,900	36,295,380	59,902,280
Office Equipment	-	891,980	2,218,728	9,240,903	12,351,612
Other Equipment	39,500	1,106,879	762,733	4,108,280	6,017,392
Plant & Machinery	-	-	-	3,003,684	3,003,684
Air conditioner	-	-	-	10,080,618	10,080,618
TOTAL	22,958,850	22,278,384	47,497,109	137,555,150	230,289,493

In addition to that, OMST of the AHEAD Operation in coordination with UGC initiated a plan to provide financial support to the University to pay the expenses incurred for the procurement of equipment and civil work regarding the “Additional Infrastructure required to facilitate Additional Student Intake – Academic year 2019/2020 under this arrangement University of Kelaniya utilized Rs. 86,408,501.

4.2 Science and Technology Human Resources Development Project

The Science and Technology Human Resource Development Project funded by the Asian Development Bank (ADB) supports the government to develop technology faculties in three universities viz. University of Kelaniya, Rajarata University of Sri Lanka and Sabaragamuwa University of Sri Lanka, and the Faculty of Engineering at the University of Sri Jayewardenepura to nurture a new breed of technology-oriented graduates equipped with market-relevant skills and entrepreneurial spirit.

FINANCIAL INFORMATION AND ACCOUNTS

The Faculty of Computing and Technology of the University of Kelaniya has been allocated a total sum of USD 29.2 Million under this project and a further sum of USD 10 Million is available for the four universities to be utilized under competitive proposal basis.

The Faculty of Computing and Technology will utilize the above funding to construct a building complex at the proposed Mudun Ela premises, procure books, software & equipment, train the staff, establish partnership programmes with reputed international universities and develop collaborative programmes with the industry.

The overall project is managed by the Project Management Unit (PMU) established under the Ministry of Education while the project coordination at the university level is handled by the Project Implementation Unit (PIU) headed by a Deputy Project Director. The responsibilities of the PIU includes monitoring and supervising construction of the faculty buildings and designing and implementing project activities, including procurement of goods and services, within the scope of the project to develop the faculty with assistance of the University Council/Senate and university academic staff. Finance operations of the project is handled by team headed by Director- Finance under the supervision of Deputy Project Director- PIU.

Details of the project activities carried out are as follows:

		LKR			
Project Component	Estimated Cost	Disbursements			Total
		2019	2020	2021	
Construction of the building complex for the faculty.	3,690,000,000	-	1,006,500,000	1,142,100,000	2,148,600,000
Procurement of Goods	Capital	16,628,023	94,183,820	57,560,126	168,371,968
	Recurrent	-	1,896,354	17,543,201	19,439,555
Short Term Training	19,620,000	-	700,000	1,300,000	2,000,000
Long term training	73,980,000	-	3,600,000	6,000,000	9,600,000
Total	4,503,600,000	16,628,023	1,106,880,174	1,224,503,326	2,348,011,523

FINANCIAL INFORMATION AND ACCOUNTS

4.3 Pending legal cases as at 31st December 2021

Pending legal cases as at 31st December 2021 as follows:

District Court Gampaha Case No. 6411/M

Filed by a member of the academic staff of GWAI against the former Senior Assistant Internal Auditor of the University, claiming compensation for damages alleged to have been caused to the said member academic staff by the action taken against him on the basis of an audit investigation. Composition claimed is LKR 50,000,000/-.

District Court Colombo Case No. 3785/16/DMR

Filed by the University against a member of staff who acted in violation of the agreement he had entered in to with the University for the purpose of granting study and against the two sureties to the bond. The University is seeking to recover a sum of Rs.3,233,787.70 in this case.

District Court Colombo Case No. 2896/19

Filed by the University against a member of staff who had acted in violation of the agreement he had entered with the University for the purpose of granting study leave and against the two sureties to the bond. The University is seeking to recover a sum Rs.5,919,751.55 in this case.

District Court Colombo Case No. 2515/19

Filed by the University against a member of staff who had acted in violation of the agreement he had entered into with University for the purpose of granting study leave and against the two sureties to the bond. The University is seeking to recover a sum of Rs.8,472,381.49 in this case.

District Court Colombo Case No. 2514/19

Filed by the University against a member of staff who had acted in violation of the agreement he had entered with the University for the purpose of granting study leave and against two sureties to the bond. The University is seeking to recover a sum of Rs.7,194,538.80 in this case.

FINANCIAL INFORMATION AND ACCOUNTS

LT/31/68/2020

One of the retired sub warden what was interdicted by the University with effect from 03.10.2017 and whose service was terminated by the University as per decision taken by the Council at its 478th meeting held on 11.02.2020, has filed this case claiming a reasonable compensation.

Two pending legal cases against the properties had been reported under the sub heading 3.4.7.

Related Party Disclosures

The University carried out transactions in the ordinary course of business on an arm's length basis with parties who are defined as Related Parties as per the Sri Lanka Accounting Standard -LKAS 24 on "Related Party Disclosures".

And there were no transactions entered into by the University with the organizations where Council members are Key Management Personnel of those organizations.

4.4 Presentation of Budget

The budget of the University is prepared based on accrual basis of accounting. Classification basis adopted in the budget is the nature of expenditure which is the same method followed in the presentation of financial statements of the University as well. The classification of income and expenditure is done by the University as per the guidelines issued by the Treasury. Since the budget and financial statements are prepared on accrual basis of accounting, need for reconciliation of budget and actual amounts does not arise. The budget covers the fiscal period from January 01 - December 31, 2021, and includes all Faculties, Centers, Divisions and Units of the University. Statement of comparison of budget and actual amounts are shown in separate annexure.

4.5 Bond Violators

A sum of LKR 174,823,340 has been due from 28th Bond violators as at 31st December 2022.

4.6 Mahapola Grants for the Students

A sum of Rs.162,077,605 has been paid to the students as Mahapola Grants during the year and all these payments directly had been done by the Mahapola Trust Fund.

FINANCIAL INFORMATION AND ACCOUNTS

4.7 Events After Reporting Date

No circumstances have arisen since the reporting date which would require adjustments or disclosure in the Financial Statements other than disclosed below.

The retirement age of the non - academic staff have been increased from 60 years to 62 years with effect from 1st January 2022.

FINANCIAL INFORMATION AND ACCOUNTS

Notes to the Financial Statements

<i>For the year ended 31st December in LKR</i>	<i>2021</i>	<i>2020</i>
4 Government Grants for Recurrent Expenditure		
Personal Emoluments	3,953,000,000	3,806,500,000
Other Recurrent	175,000,000	282,500,000
Total	4,128,000,000	4,089,000,000

<i>For the year ended 31st December in LKR</i>	<i>2021</i>	<i>2020</i>
5 Internal Income		
Tuition Fees (Undergraduate)	1,551,437	23,230
Tuition fees (Undergraduate - Foreign)	53,533,885	18,764,179
Tuition Fees (Postgraduate)	16,122,660	17,366,137
Examination Fees (Undergraduate)	12,809,905	9,473,427
Examination Fees (Postgraduate)	150,058	12,250
Registration Fees (Undergraduate - Local)	4,637,653	3,162,055
Registration Fees (Postgraduate)	1,376,000	1,623,000
Interest from Investments	232,349,230	362,077,358
Interest from Loans	5,417,386	5,729,485
Other Internal Income	5.1 126,378,703	54,863,051
Income from External Examination	5.2 163,300,433	361,329,655
Income from Fee - levying Courses/Special services	371,456,471	337,890,205
Transfer from Development fund	260,930,708	208,105,425
University Contribution Seminar fees	36,990	2,048
Total	1,250,051,520	1,380,421,505



FINANCIAL INFORMATION AND ACCOUNTS

5.1 Other internal income	<i>Sub Schedule No.</i>		
Rent from Properties		6,274,720	6,449,625
Sale of Old Stores		602,252	460,990
Sale of Produce		315,993	142,474
Sale of Publications		343,500	321,400
Library Fines		105,439	467,047
Medical Fees		300	6,480
Ancillary Activities - Hostels		124,520	3,917,825
Miscellaneous Income	5.1.1	118,611,979	43,097,210
Total		126,378,703	54,863,051

5.1.1 Miscellaneous income		
Certificate Fees	3,625,679	1,644,303
Fines for Cloaks	3,750	41,800
Cloaks Hiring	8,250	43,550
Hire of Vehicles	-	16,755
Registration Fees from Suppliers	315,250	489,600
Convocation Fee	13,327,230	8,966,550
Postgraduate Library Income	96,000	178,100
Application & Other Fee	9,216,825	4,700,314
Provident Fund Charges	4,499,858	5,168,284
Library cards & Identity Cards	34,125	40,025
Dental Clinic Charges	-	6,350
Fine From Contractors	1,384,348	17,936
Other miscellaneous Income	86,100,664	21,783,643
Total	118,611,979	43,097,210



FINANCIAL INFORMATION AND ACCOUNTS

5.2 Income from external examinations		
Registration fees	19,033,000	9,290,400
Examination fees	13,834,700	90,224,300
Certificate fees	554,550	324,950
Postage fees	110,120	63,760
Seminar income	1,491,000	873,000
Other Course Income	128,016,930	259,870,500
Certificate Confirmation fees	94,000	122,000
ID Charges	25,800	45,150
Sundry income	3,333	1,195
Study Guide Fee	137,000	514,400
Total	163,300,433	361,329,655

For the year ended 31 st December in LKR		
	2021	2020
6 Personal Emoluments		
(a) Academic		
Salaries & Wages	888,424,940	861,651,889
Provident Fund	206,068,379	201,560,910
Pension	111,504,971	104,164,097
E.T.F.	63,538,516	61,120,270
Acting Pay	-	132,262
Cost of Living Allowance	82,823,328	82,711,722
Academic Allowances	1,168,156,660	1,099,181,085
Special Allowance 20%	151,229,197	145,168,057
Research Allowance	258,089,598	242,091,999
Visiting Lecturers Fees	17,999,047	19,223,339
Other Allowances	25,930,059	28,570,700
Total	2,973,764,695	2,845,576,330



FINANCIAL INFORMATION AND ACCOUNTS

(b) Non-Academic		
Salaries & Wages	468,121,179	442,292,862
Provident Fund	66,667,520	65,256,828
Pension	45,178,993	40,673,313
E.T.F.	22,367,850	21,214,524
Acting Pay	808,438	536,955
Over Time	27,444,125	26,055,709
Holiday Payments	1,179,473	1,091,092
Cost of Living Allowance	84,999,003	82,508,053
Special Allowances 20%	88,662,459	84,476,225
Research allowance	12,982,135	9,157,126
Additional Monthly Allowance 20%	191,555,529	188,248,968
Other Allowances	10,507,362	9,028,851
Total	1,020,474,067	970,540,505
Total (a)+(b)	3,994,238,762	3,816,116,835

For the year ended 31 st December in LKR		
	2021	2020
7 Travelling Expenses		
Domestic	178,924	307,011
Foreign	3,175,996	2,200,438
Total	3,354,920	2,507,449

For the year ended 31 st December in LKR		
	2021	2020
8 Supplies		
Stationery & Office Requisites	34,773,510	30,174,051
Fuel & Lubricants	9,563,755	5,264,240
Uniform & Tailoring Charges	5,513,716	2,487,349
Mechanical & Electrical Goods	198,842	72,116
Chemical & Glassware	8,103,268	9,202,344
Medical Supplies	370,102	1,334,679
Other Supplies	35,473,490	32,280,831
Total	93,996,682	80,815,609



FINANCIAL INFORMATION AND ACCOUNTS

	For the year ended 31 st December in LKR	2021	2020
9	Maintenance Expenses		
	Vehicles	9,546,752	6,151,809
	Plant, Machinery & Office Equipment	21,198,099	21,178,059
	Building & Structures	1,844,637	45,038
	Furniture	141,709	323,800
	Total	32,731,197	27,698,706

	For the year ended 31 st December in LKR	2021	2020
10	Contractual Services		
	Transport	66,250	161,061
	Telecommunication	58,469,465	60,033,330
	Postal Charges	2,442,267	2,513,544
	Electricity	63,439,023	76,207,323
	Security Services	42,549,119	60,641,873
	Water	14,621,698	21,404,729
	Cleaning Services	77,607,669	66,278,166
	Rent & Hire Charges	41,644,003	50,781,067
	Rates and taxes to local authorities	1,066,851	2,315,963
	Printing, Advertising etc.	15,893,447	24,543,850
	Others	12,765,176	9,996,412
	Total	330,564,968	374,877,317

FINANCIAL INFORMATION AND ACCOUNTS

	For the year ended 31 st December in LKR	2021	2020
11	Other recurrent Expenses		
	Special Services - Council & Committees	7,052,740	4,739,183
	Special Services - Professional & Other Fees	54,000	45,000
	Workshops, Seminars	2,990,941	2,982,408
	Academic Research	2,670,447	1,872,543
	Staff Development	468,307	698,299
	Holiday, Warrants & Season Tickets	1,163,653	980,447
	Entertainment Expenses	3,573,050	2,079,600
	Bank Charges	41,161	14,550
	Awards & Indemnities	150,500	127,500
	Contribution & Membership Fee	2,092,527	4,654,582
	Convocation	5,740,834	4,808,528
	Examination	77,600,791	59,652,804
	Others - Newspapers, Magazines etc.	630,747	1,130,874
	Field Trips	379,173	2,322,227
	Students Development Initiative	11,560	56,180
	Total	104,620,431	86,164,725

	For the year ended 31 st December in LKR	2021	2020
12	Expenditure on Development fund		
	Personal Emoluments	26,018,542	35,024,307
	Travelling Expenses	71,700	910,887
	Supplies	6,147,359	6,862,285
	Maintenance Expenses	21,840,852	9,647,021
	Contractual Services	22,316,313	12,854,927
	Other Recurrent	22,458,337	49,147,823
	Total	98,853,103	114,447,250

FINANCIAL INFORMATION AND ACCOUNTS

For the year ended 31 st December in LKR	2021	2020
13 STHRD Project Expenses		
Procurement of Goods - Recurrent		
Short Term Training	15,062,731	1,896,354
Long term training	1,300,000	700,000
Total	6,000,000	3,600,000
Procurement of Goods - Recurrent	22,362,731	6,196,354

FINANCIAL INFORMATION AND ACCOUNTS

As at 31 st December in LKR										
14 Property, Plant & Equipment										
Description	Lands	Buildings & Improvements	Office Furniture	Office Equipment	Lab & Teaching Equipment	Motor Vehicles	Water & Electricity Supply Scheme	Machinery	Others	Total
Cost/Revalued Balance as at 1 st January 2021	5,291,979,257	7,360,041,964	570,482,192	1,592,328,002	445,282,713	113,290,000	73,353,165	61,809,352	361,622,167	15,870,188,811
Prior year addition STHRD	-	-	37,153,425	55,505,687	17,112,930	-	-	1,039,800	-	110,811,843
Prior year addition AHEAD	-	-	13,190,238	55,917,205	23,606,900	-	-	-	-	92,714,343
Cost/Revalued Balance as at 1 st January 2021 - Restated	5,291,979,257	7,360,041,964	620,825,855	1,703,770,894	486,002,543	113,290,000	73,353,165	62,849,152	361,622,167	16,073,734,997
Additions-Acquisition	-	102,893,694	15,529,015	100,911,602	15,290,524	-	131,917	648,620	6,328,611	241,733,962
Additions-STHRD	-	-	841,200	26,734,131	29,984,794	-	-	-	-	57,560,126
Additions-AHEAD	-	-	25,743,534	62,431,934	36,295,380	-	-	3,003,684	10,090,618	137,555,150
Work in Progress capitalized during the year	-	21,305,167	-	-	-	-	-	-	-	23,305,167
Previous Year Adjustments	-	-	(31,690,131)	1,249,429	-	-	-	30,440,903	-	-
Balance as at 31 st December 2021	5,291,979,257	7,486,240,826	631,249,273	1,895,097,990	567,573,241	113,290,000	73,485,082	96,942,359	378,031,295	16,533,889,422
Accumulated Depreciation Balance as at 1 st January 2021	-	-	327,038,726	1,315,171,242	418,047,593	67,974,000	53,242,158	46,100,968	285,731,195	3,089,240,856
Prior year Depreciation STHRD	-	-	1,526,301	8,403,208	1,804,842	-	-	91,161	-	11,826,004
Prior year depreciation AHEAD	-	-	1,317,458	6,606,181	8,508,920	-	-	-	-	16,432,559
Accumulated Depreciation Balance as at 1 st January 2021 - Restated	-	-	329,882,485	1,330,181,124	428,361,355	67,974,000	53,242,158	46,193,129	285,731,195	3,117,409,418
Depreciation For the Year	-	371,891,595	44,604,645	145,607,634	28,759,512	22,658,000	3,295,068	10,348,245	35,225,501	662,390,199
Depreciation For STHRD	-	-	3,750,834	15,362,137	6,761,235	-	-	207,960	-	26,082,166
Depreciation For AHEAD	-	-	1,995,432	19,074,930	7,541,933	-	-	226,013	820,087	29,658,415
Previous Year Adjustments	-	2,219,116	(2,713,131)	122,019	-	-	-	5,304,223	-	4,932,217
Balance as at 31 st December 2021	-	950,045,685	377,520,284	1,510,347,864	471,424,035	90,632,000	56,537,226	62,278,570	321,776,782	3,840,562,446
Net Carrying amount as at 31 st December 2020	5,291,979,257	6,784,106,990	290,943,370	373,589,771	57,641,188	45,316,000	20,111,007	16,657,024	75,890,972	12,956,235,578
Net Carrying amount as at 31 st December 2021	5,291,979,257	6,536,195,141	255,728,988	384,750,126	96,149,206	22,658,000	16,947,856	34,663,789	56,254,613	12,693,326,976

Note: Fully depreciated Assets had been identified, and it is intended to revalue the appointing internal subcommittee within the next year.

FINANCIAL INFORMATION AND ACCOUNTS

As at 31 st December in LKR			
15 Library Books & Cloaks			
Description	Library Books & Periodicals	Cloaks	Total
Cost/Revalued Balance as at 1 st January 2021	349,722,283	12,020,320	361,742,603
Addition	11,924,655	-	11,924,655
Balance as at 31 st December 2021	361,646,938	12,020,320	373,667,258
Accumulated Depreciation Balance as at 1 st January 2021	334,546,718	4,808,128	339,354,846
Depreciation For the Year	11,953,795	2,404,064	14,357,859
Balance as at 31 st December 2021	346,500,513	7,212,192	
Net Carrying amount as at 31 st December 2020	15,175,565	7,212,192	22,387,757
Net Carrying amount as at 31 st December 2021	15,146,425	4,808,128	19,954,553

Note: A sum of LKR 2,325,524 relating to 462 books had been donated to the University Library and those books had been included as the assts additions during the year.

As at 31 st December in LKR		
	2021	2020
16 Capital Work in Progress		
Balance at the beginning of the year	270,265,323	1,482,068,586
Add	-	-
Additions the during the year	2,266,269,682	67,402,811
Less	-	-
Amount Capitalized during the year	23,305,167	1,279,206,074
Balance at the end of the year	2,513,229,838	270,265,323
ICTC Building	165,269,317	165,269,317
Ten Storied Building	15,013,438	-
FCMS	-	-
CNCLD Building	48,348,996	-
Faculty Of Medicine	-	-
New Lecture Theater Complex, Faculty of Science	135,998,088	81,690,839
Building for CKDU Information & Research Center	-	23,305,167
STHRD Project Building	2,148,600,000	-
Total	2,513,229,838	270,265,323



FINANCIAL INFORMATION AND ACCOUNTS

As at 31 st December in LKR		2021
17 Intangible Assets		
Cost/Revalued Balance as at 1 st January 2021		52,333,632
Addition During the Year		-
Balance as at 31 st December 2021		52,333,632
Accumulated Amortization Balance as at 1 st January 2021		33,534,127
Amortization for the year		9,777,342
Balance as at 31 st December 2021		43,311,468
Net Carrying amount as at 1 st January 2021		18,799,505
Net Carrying amount as at 31 st December 2021		9,022,164

As at 31 st December in LKR		2021	2020
18 Financial Assets			
	Sub Schedule No.		
Investment		3,961,831,750	3,616,967,134
Distress Loans	18-1	115,633,193	126,496,027
Staff Loans	18-2	110,160	146,540
Transport Loans	18-3	3,301,836	5,612,973
Computer Loans	18-4	2,397,025	2,863,025
Special Distress Loan		-	76,850
Vice Chancellor's Fund Loan		2,371,222	-
Provision for Impairment loss on staff loans		-	(43,652)
Total		4,085,645,186	3,752,118,898

As at 31 st December in LKR		2021	2020
18.1 Distress Loans			
Balance at the beginning of the year		126,496,027	127,532,641
Add			
Loan paid during the year		38,741,218	33,025,966
		165,237,246	160,558,607
Less			
Recoveries during the year		49,604,052	34,062,579
Balance at the end of the year		115,633,193	126,496,027



FINANCIAL INFORMATION AND ACCOUNTS

18.2 Staff Loans	2021	2020
Balance at the beginning of the year	146,540	220,830
Add		
Loan paid during the year	25,160	20,400
	171,700	241,230
Less		
Recoveries during the year	61,540	94,690
Balance at the end of the year	110,160	146,540

18.3 Transport Loans	2021	2020
Balance at the beginning of the year	5,612,973	9,124,719
Add		
Loan paid during the year	491,938	374,999
	6,104,911	9,499,718
Less		
Recoveries during the year	2,803,075	3,886,745
Balance at the end of the year	3,301,836	5,612,973

18.4 Computer Loans	2021	2020
Balance at the beginning of the year	2,863,025	3,795,025
Add		
Loan paid during the year	1,014,875	630,500
	3,877,900	4,425,525
Less		
Recoveries during the year	1,480,875	1,562,500
Balance at the end of the year	2,397,025	2,863,025

As at 31 st December in LKR	2021	2020
19 Inventories		
Stationary	30,650,144	31,029,107
Maintenance	14,517,175	13,240,615
STHRD Project Inventory	2,480,470	-
Provision for Nonmoving, slow moving & Obsolete Stock	(7,446,994)	(6,017,971)
Total	40,200,794	38,251,750



FINANCIAL INFORMATION AND ACCOUNTS

As at 31 st December in LKR	2021	2020
20 Sundry Debtors & Receivables		
Interest	115,284,805	289,281,447
Mahapola Scholarship	445,900	57,393,700
Bursary	43,872,000	36,332,000
Receivables from President Fund (CKDU)	26,730,317	-
Receivables from CDCE	27,790,301	8,251,661
Sundry Debtors	3,331,316	2,570,005
Total	217,454,639	393,828,812

As at 31 st December in LKR	2021	2020
21 Advances to Staff		
Festival Advances	765,153	890,703
Salary Advances	104,741	235,701
Special Advances	87,836	197,493
Total	957,730	1,323,897

<i>As at 31st December in LKR</i>		<i>2021</i>	<i>2020</i>	
22	<i>Advances & Prepayments</i>	Sub Schedule No.		
	Advances for Supplies & Services	22-1	81,520,969	145,330,055
	Other Advances & Deposits	22-2	178,840	1,579,525
	Prepayments	22-3	4,065,344	4,222,806
	Deposits	22-4	571,720	535,000
	<i>Total</i>		<i>86,336,872</i>	<i>151,767,386</i>

22.1 Advances for Supplies & Services Description	2021	2020
Research Advance	275,000	1,253,250
International Conference Advance	628,845	1,985,107
Miscellaneous Advance	2,118,276	7,700,805
Statutory Boards & Local Authorities	96,920	96,920
Capital Advance	78,401,927	134,293,973
Total	81,520,969	145,330,055



FINANCIAL INFORMATION AND ACCOUNTS

22.2 Other Advances & Deposits	2021	2020
Fuel Deposit		
External Research Advance	-	80,000
Department Development Fund Advance	-	17,064
Generated Fund Advance	156,640	369,058
Confucius Institute Advance	-	395,403
Advance for Research Centre-Social Sciences	-	500,000
Advance for Seeds Programme	-	168,000
Advance for Gender Studies Programme	22,200	-
Research Centre Development Fund Advance	-	150,000
Total	178,840	1,679,525

22.3 Prepayments	2021	2020
Service Agreements	1,621,197	1,667,954
Others	2,444,147	2,554,852
Total	4,065,344	4,222,806

22.4 Deposits	2021	2020
Fuel Deposit	571,720	535,000
Total	571,720	535,000

As at 31 st December in LKR	2021	2020
23 Cash and Cash Equivalents	Sub Schedule No	
Cash Balance	23-1	429,229,658 360,279,207
Total		429,229,658 360,279,207

23.1 Sub Schedule	2021	2020
(a) Cash Balances – Treasury Funds		
P/B Kelaniya -A/C 1515	055-1-001-1-0667549	19,791,139 74,972,295
P/B Kelaniya-A/C 2721	055-1-001-8-0667616	57,667,906 116,594,998
P/B Ragama A/ C 308	316-1-001-2-4564262	5,238,078 11,325,429
		82,697,123 202,892,722
(b) Cash Balances - Non-Treasury Funds		
P/B Kelaniya 4844	055-1-001-8-0668084	106,673,723 48,726,419

FINANCIAL INFORMATION AND ACCOUNTS

P/B Kelaniya (7552)	055-1-001-5-0667552	50,200	-
P/B Kelaniya (3300)	055-1-001-6-0667716	8,664,630	12,818,772
P/B Ragama A/C (309)	316-1-001-0-4564263	1,190,072	286,430
P/B Ragama A/ C (2735)	316-1-001-9-4564819	131,030,232	75,278,544
P/B Kelaniya (7782)	055-1-001-8-0669229	89,283,796	7,275,168
P/B NRFC A/C *	796-4-021-9-0227539	14,002	12,739
Confucius	055-1-002-2-0015067	3,991,749	11,003,011
P/B Kelaniya	055-1-001-8-0017238	320,140	-
P/B Kelaniya	055-1-001-4-0009867	-	1,310,403
P/B Kelaniya (1519)	055-1-001-3-0667553	83,490	-
Collection A/C (CDCE)	055-1-002-0-0027655	100,000	100,000
Collection A/C (CDCE)	055-1-001-1-0027655	100,000	100,000
P/B Kelaniya	055-1-001-4-0036795	25,000	475,000
P.B.Kelaniya - CNCLD Project	055-1-001-9-0045504	5,005,500	-
		346,532,535	157,386,485
Total (a+b)		429,229,658	360,279,207

As at 31 st December in LKR	2021	2020
24 Differed Capital Grant		
Balance as at 01 st January	5,460,682,100	5,479,252,287
Capital Grant STHRD	-	110,811,843
Capital Grant AHEAD	-	92,734,343
Pervious year Amortization	-	(121,916,738)
Adjusted Opening Balance	5,460,682,100	5,560,881,735
Add		
Capital Grants spent during the year	365,587,644	363,620,870
Donations received during the year	3,358,562	856,111
Capital Grant STHRD	2,206,160,126	
Capital Grant AHEAD	137,555,150	
	2,712,661,482	364,476,981
Less		
Pervious year Amortization	227,003	22,988,000
Previous year adjustment	1,281,034,232	-
Amortization of Grant for the Year	504,540,598	441,688,616
Transfer to income	1,019,088,940	-
Sub Total	2,804,890,773	464,676,616
Balance as at 31st December	5,368,452,809	5,460,682,100

FINANCIAL INFORMATION AND ACCOUNTS

As at 31 st December in LKR		2021	2020
25	Capital Grant Unspent		
	Balance as at 01 st January	217,312,290	131,464,984
	Add		
	Fund Received During the year	120,000,000	308,000,000
	Other Fund Received	20,000,000	74,744,411
		357,312,290	514,209,395
	Less		
	Rehabilitation and Improvement	(27,675,651)	76,915,911
	Acquisition of fixed assets	(67,633,734)	139,794,918
	Construction projects	(117,669,682)	67,402,811
	Human Capital Development	(2,045,948)	3,578,658
	Strengthening Research	(3,055,009)	5,891,847
	Others	(2,227,159)	3,312,960
	Sub Total	(220,307,182)	296,897,105
	Balance as at 31st December	137,005,108	217,312,290

As at 31 st December in LKR		2021	2020
26	Cabinet Approved Building Project Fund		
	Balance as at 01 st January	17,407,275	17,272,549
	Add		
	Fund/Interest Received	27,122	134,726
	Less		
	Transfer to University Development Fund	16,422,549	-
	Balance as at 31st December	1,011,848	17,407,275

<i>As at 31st December in LKR</i>		<i>2021</i>	<i>2020</i>
27	<i>Internal Restricted Funds</i>	<i>Sub Schedule No.</i>	
	University Funds	27-1	1,032,698,809
	Funds Received for Special Purpose	27-2	273,882,995
	Other Reserves	27-3	28,199,320
	Total		1,334,781,124
			1,172,018,147



FINANCIAL INFORMATION AND ACCOUNTS

27.1	University Funds	2021	2020
	University Development Fund	405,106,235	317,138,187
	60th Anniversary Fund	-	49,191,956
	University Welfare Fund	1,175,000	1,250,000
	International Fellowship Fund	-	29,960,885
	ICT Development Fund	6,231,984	9,509,997
	Green Practice Sustainable Development Fund	4,826,589	4,834,824
	Research Center Development Fund-Commerce & Management	14,861,668	7,955,779
	Research Center Development Fund-Humanities	5,776,309	4,430,483
	Research Center Development Fund-Science	4,932,061	3,537,756
	Research Center Development Fund-Social Sciences	6,789,693	4,080,609
	Research Center Development Fund-Medicine	1,215,771	851,541
	Research Service Center Fund - Science	1,275,318	1,292,403
	Research Council Fund	6,220,809	14,034,972
	Social Science Faculty Development Fund	81,963,653	77,245,252
	Science Faculty Development Fund	8,291,241	3,989,208
	Medical Faculty Development Fund	115,218,257	79,335,160
	Commerce & Management Studies Faculty Development Fund	66,290,011	68,777,233
	Humanities Faculty Development Fund	21,858,159	15,714,672
	Faculty Of Computing and Technology Development Fund	6,475,245	6,475,245
	Faculty Of Graduate Studies Development Fund	14,684,092	13,992,726
	Green Environmental Fund	217,623	217,623
	Ola Leaf Library Fund	7,484,128	7,484,818
	Requests of Microbiology	1,661,954	2,749,991
	Requests of Botany	2,309,884	2,191,154
	Requests of Mathematics	-	91,865
	Requests of Chemistry	464,984	464,984
	Requests of Physics	-	48,057
	Requests of Zoology & Environmental Management	30,000	30,000
	Requests of Industrial Management	491,685	488,885
	Requests of ICT Centre	14,900	-
	STHRD-Performance Guarantee	3,999,900	3,999,900
	Department Development Fund	223,322,806	166,790,013
	Department Development Fund - Faculty of Medicine	1,834,212	1,755,762
	Improving Students Activities	1,220,128	558,233
	CCCCD Building Fund (M/F)	2,517,521	2,517,521
	Centre For International Affairs	1,124,063	1,940,186
	Communication and Media Unit	2,631,695	2,631,695
	Library deposit for Main Library	6,613,324	4,851,543
	Library deposit for Faculty Libraries	3,567,904	2,405,904
	Total	1,032,698,809	914,817,023



FINANCIAL INFORMATION AND ACCOUNTS

27.2 Funds Received for Special Purpose	2021	2020
Special Donations- Rev. Dia O Ci	-	5,423,868
Special Donations- Kong Meng San Phor Sarc See Monastery	-	1,026,890
UGC - QIG	-	4,149,700
Students Relief Fund	1,757,109	1,659,910
Vice Chancellor's Fund	30,386,332	27,103,797
Bond & Agreements Violation Fund	153,218,666	118,615,724
Interest of Bonds & Agreement Violations	27,933,518	29,101,136
Gratuity Fund	54,815,714	48,079,684
E-Learning Centre Fund	488,342	488,342
Vidya 2017 Science Exhibition Fund	25,000	25,000
CKDU Information Research Centre Fund	252,814	1,478,327
CNCLD Project Fund- Medical Faculty	5,005,500	-
Total	273,882,995	237,152,380

27.3 Other Reserves	2021	2020
Staff development fund - UGC	2,651,464	3,065,071
Presidency Exhibition fund	89,778	89,778
Career Guidance Unit deposit	1,135,028	1,153,628
Glass Blowing Unit deposit	1,004,735	708,085
Centre for Gender Studies Deposit	2,934,390	356,910
Funds Received from Mahapola trust fund	2,810,403	2,810,403
Project for Special Degree	-	20,268
Seed Programme	998,279	1,139,873
International Conferences	6,228,148	5,366,029
Other Deposits	10,347,097	5,338,700
Total	28,199,320	20,048,744

FINANCIAL INFORMATION AND ACCOUNTS

As at 31 st December in LKR		2021	2020
28	Endowment Funds		
	<i>Sub Schedule No.</i>		
	Prize Funds	28-1	4,299,691
	Scholarship Funds	28-2	7,289,198
	Income Balance - Prize Funds	28-3	6,264,498
	Income Balance - Scholarship Funds	28-4	5,022,396
	Other Funds	28-5	-
	Balance at the end of the year		22,875,783

28.1 Prize Funds	2021	2020
Balance at the beginning of the year	4,249,691	4,249,691
Add		
Donations Received During the year	50,000	-
Balance at the end of the year	4,299,691	4,249,691

Prize Funds - Description	2021	2020
Prize Fund-Botany	5,000	5,000
Medha Sri Ariyawanse Prize Fund	2,500	2,500
P.A.P.A. Chandrasekara Prize Fund	2,833,944	2,833,944
Prof. F.R. Jayasuriya Prize Fund	15,000	15,000
M.A.P Manthirratne Prize Fund	5,000	5,000
Dr. P.D. Kannangara Prize Fund	15,900	15,900
Dpet.of Ind.Mng. Prize Fund	108,347	108,347
Prof. D.J. Wijeratne Foundation Prize Fund	142,000	142,000
Rev.Pandith Mudukatuwe Sri Ganarama Prize Fund	50,000	50,000
Rev. Dr. K. Anuruddha Prize Fund	50,000	50,000
Derick De Souza Memorial Prize Fund	36,000	36,000
Rev. K. Wangeesa Prize Fund	60,000	10,000
Budhadasa Galappatthi Prize Fund	10,000	10,000
Rev. Sik Vin Sin Prize Fund	100,000	100,000
Botany Society Prize Fund	60,000	60,000
Prof. A.S. Disanayaka Prize Fund	275,000	275,000
Prof. Carlo Fonseka Prize Fund	106,000	106,000
Etsmen Kodak Prize Fund	50,000	50,000
Prof. S.B.P. Wickramasooriya Prize Fund	75,000	75,000
Family Medicine Prize Fund	200,000	200,000
Prof. J.K.P. Ariyaratne Prize Fund	100,000	100,000
Total	4,299,691	4,249,691

FINANCIAL INFORMATION AND ACCOUNTS

28.2 Scholarship Funds	2021	2020
Balance at the beginning of the year	200,000	5,397,398
Add		
Donations Received During the year	1,891,800	500,000
Balance at the end of the year	2,091,800	5,897,398

Scholarship Funds - Description	2021	2020
P.P. Jayawardena Scholarship Fund	15,000	15,000
Perter Silva Scholarship Fund	5,000	5,000
Dr. Chithra Fernando Scholarship Fund	200,000	200,000
Hawampola Sri Rathanasara Scholarship Fund	100,000	100,000
Linus Silva Scholarship Fund	10,000	10,000
Agnus Peduru Scholarship Fund	132,063	132,063
Mary's Friends Scholarship Fund	100,000	100,000
Rathnakara Scholarship Fund	100,000	100,000
Prof. H.H. Costa Memorial Scholarship Fund	500,000	500,000
S. Jayawardena Scholarship Fund	200,000	200,000
Linus Silva/Agnus Peduru Scholarship Fund	54,274	54,274
Prof. Shelton Gunaratne Memorial Scholarship Fund	1,181,062	1,181,062
Rajamanthree Scholarship Fund	150,000	150,000
Student Trust Scholarship Fund (HRM)	700,000	700,000
Prof P.Ranasinghe Scholarship Fund	200,000	200,000
W.S.karunathilake scholarship fund	650,000	650,000
K.M.P.Kulasekara Scholarship Fund	100,000	100,000
Laxmi and Dharmasena Memorial Scholarship Fund	1,000,000	1,000,000
Prof. Dilushi Sandaken Hettiarachchi Scholarship Fund	500,000	500,000
Emeritus Prof.Mangala Ilangasinghe Scholarship Fund	175,000	-
Prof.Kalinga Mudali & His Family Scholarship Fund	1,216,800	-
Total	7,289,198	5,897,398

FINANCIAL INFORMATION AND ACCOUNTS

28.3 Income Balance - Prize Funds	2021	2020
Balance at the beginning of the year	6,092,771	5,882,440
Add		
Interest income received during the year	328,925	226,831
Less		
Prize Awarded During the year	157,200	16,500
Balance at the end of the year	6,264,497	6,092,771

Income Balance - Prize Funds - Description	2021	2020
Dpet.of Ind.Mng. Prize Fund -Interest	2,305	2,305
Prize Fund-Botany -Interest	6,742	6,379
Prof. F.R. Jayasuriya Prize Fund -Interest	16,102	13,883
Medha Sri Ariyawanse Prize Fund -Interest	6,635	11,416
Rev. K. Wangeesa Prize Fund -Interest	14,773	14,223
Rev. Sik Vin Sin Prize Fund -Interest	203,363	197,613
Rev. Dr. K. Anuruddha Prize Fund -Interest	220,404	254,272
Budhadasa Galappatthi Prize Fund -Interest	21,236	25,361
Prof. D.J. Wijeratne Foundation Prize Fund -Interest	304,488	282,728
Derick De Souza Memorial Prize Fund -Interest	21,008	21,518
Botany Society Prize Fund -Interest	63,053	59,603
P.A.P.A. Chandrasekara Prize Fund -Interest	4,456,699	4,309,668
Prof. Carlo Fonseka Prize Fund -Interest	111,328	103,880
Prof. A.S. Disanayaka Prize Fund -Interest	315,528	315,421
Prof. S.B.P. Wickramasooriya Prize Fund -Interest	32,454	33,516
Etsmen Kodak Prize Fund -Interest	63,336	60,586
Family Medicine Prize Fund -interest	178,052	171,927
Prof. J.K.P. Ariyaratne Prize Fund -Interest	22,769	17,181
M.A.P Manthirratne Prize Fund -Interest	88,888	83,138
Dr. P.D. Kannangara Prize Fund-Interest	70,225	65,140
K.M.P.Kulasekara School. -Interest	45,111	43,016
Total	6,264,498	6,092,773

FINANCIAL INFORMATION AND ACCOUNTS

28.4 Income Balance - Scholarship Funds	2021	2020
Balance at the beginning of the year	4,653,579	4,551,434
Add		
Interest income received during the year	493,817	253,595
Less		
Prize Awarded During the year	125,000	151,450
Balance at the end of the year	5,022,396	4,653,579

<i>Income Balance - Scholarship Funds – Description</i>	<i>2021</i>	<i>2020</i>
Dr. Chithra Fernando Scholarship Fund(interest)	2,056,272	1,888,538
Perter Silva Scholarship Fund (Interest)	21,494	21,207
P.P. Jayawardena Scholarship Fund (Interest)	52,937	77,994
Linus Silva/Agnus Peduru Scholarship Fund -Interest	65,953	58,859
Agnus Peduru Scholarship Fund -interest	33,103	35,353
Mary's Friends Scholarship Fund (Interest)	129,433	120,933
S. Jayawardena Scholarship Fund Interest	157,526	146,026
Rathnakara Scholarship Fund (Interest)	110,856	102,106
Prof. H.H. Costa Memorial Scholarship Fund (Interest)	221,608	182,521
Prof. Shelton Gunaratne Memorial Scholarship Fund (Interest)	1,116,755	1,068,567
Rajamanthree Scholarship Fund Interest	145,650	132,525
Hawampola Sri Rathanasara Scholarship Fund - Interest	198,915	188,651
Student Trust Scholarship Fund (HRM) -Interest	426,112	402,111
Prof P.Ranasinghe Scholarship Fund -Interest	200,981	152,762
W.S.karunathilake scholarship Fund -Interest	84,801	75,429
Total	5,022,396	4,653,579

FINANCIAL INFORMATION AND ACCOUNTS

28.5 Other Funds	2021	2020
Balance at the beginning of the year	4,653,579	4,551,434
Add		
Interest income received during the year	493,817	253,595
Less		
Prize Awarded During the year	125,000	151,450
Balance at the end of the year	5,022,396	4,653,579

<i>Other Funds - Description</i>	<i>2021</i>	<i>2020</i>
UGC Scholarship fund	-	6,200
Prizes Awarding Scholarship Funds	-	18,696
Donations for Scholarships	-	16,650
Total	-	41,546

FINANCIAL INFORMATION AND ACCOUNTS

As at 31 st December in LKR		2021	2020
29	Research Grants		
	Sub Schedule No.		
	Grants received from NSF	29-1 7,857,197	12,991,606
	Grants received from Ministry of Science & Technology	29-2 1,356,285	1,512,798
	Grants received from UGC	29-3 1,223,112	463,912
	Grants received from other institutes	29-4 115,176,822	90,205,987
	University research grants	29-5 10,555,500	10,853,844
	Balance at the end of the year	136,168,916	116,028,147

29.1 Grants received from National Science Foundation (NSF)

Balance at the beginning of the year	12,991,606	21,261,014
Add		
Grants received during the year	2,208,545	4,078,236
Less		
Payments during the year	7,342,954	12,347,644
Balance at the end of the year	7,857,197	12,991,606

29.2 Grants received from Ministry of Science & Technology

Balance at the beginning of the year	1,512,798	1,710,915
Add		
Grants received during the year	800,000	1,421,000
Less		
Payments during the year	956,513	1,619,117
Balance at the end of the year	1,356,285	1,512,798

29.3 Grants received from University Grants Commission (UGC)

Balance at the beginning of the year	463,912	1,123,112
Add		
Grants received during the year	1,584,800	-
Less		
Payments during the year	825,600	659,200
Balance at the end of the year	1,223,112	463,912

FINANCIAL INFORMATION AND ACCOUNTS

29.4 Grants received from other institutes

Balance at the beginning of the year	90,205,987	96,120,174
Add		
Grants received during the year	75,021,847	40,108,303
Less		
Payments during the year	(50,051,012)	(46,022,490)
Balance at the end of the year	115,176,822	90,205,987

29.5 University research grants

Balance at the beginning of the year	10,853,844	12,946,424
Add		
Grants received during the year	2,693,047	2,430,983
Less		
Payments during the year	2,991,391	4,523,563
Balance at the end of the year	10,555,500	10,853,844

As at 31 st December in LKR		2021	2020
30	Income Received in Advance		
	Fee - Levying Courses - Diploma & Certificates	145,660,622	131,763,358
	Fee - Levying Courses - Postgraduate	360,578,192	253,430,749
	Fee - Levying Courses - Medicine	5,049,270	4,454,718
	Fee - Levying Courses - Others	15,010,497	17,885,660
	Other Internal Programmes	50,565,872	37,259,503
	External Examination - Examination Fee	207,668,050	215,822,280
	External Examination - Seminar Fee	68,633,778	68,424,168
	Others	62,600,878	33,432,100
	Balance at the end of the year	915,767,159	762,472,536

FINANCIAL INFORMATION AND ACCOUNTS

As at 31 st December in LKR	2021	2020
31 Provision for Retiring Gratuity		
Provision for PV/DBO as at 1st January	1,391,445,943	1,267,115,037
Interest Cost for the Period	111,315,675	133,047,079
Currents Service Cost for the Period	82,368,567	84,944,223
Less: Payments made during the Year	(83,421,176)	(97,432,924)
Actual (Gain)/Loss on PV-DBO	(129,869,999)	3,772,528
Balance at the end of the year	1,371,839,011	1,391,445,943

As at 31 st December in LKR	2021	2020
32 Refundable Deposit		
Tender Deposits	601,178	759,178
Security Deposits	43,336,311	88,334,994
Library Deposits	58,267,446	54,084,645
Balance at the end of the year	102,204,935	143,178,816

As at 31 st December in LKR	2021	2020
33 Accrued Expenses & Other Payables		
Accrued Audit Fees	5,110,000	3,395,000
Accrued expenses for Contractual Services	41,788,536	46,890,031
Accrued Expenses of Fee levying Courses	3,278,064	3,249,204
Accrued Maintenance Expenses	5,603,869	8,677,278
Accrued other Recurrent Expenses	54,051,812	34,735,791
Accrued Personal Emoluments	38,436,395	48,521,164
Accrued Stores Supplies	18,273,787	7,558,719
Accrued Supplies Expenses	2,379,162	4,824,475
Accrued Travelling Expenses	526,006	170,270
Others	1,569,970	(438,264)
Returned Payment	446,312	2,119,258
Staff development programme	4,111,481	2,720,481
Staff security deposits	63,490	61,676
Stamp Deposits	64,175	64,175
Sundry creditors	2,733,882	2,615,824
Sundry Deposits	11,338,564	14,706,366
Tax Payable	337,514	189,950
Total	190,113,019	180,061,398



FINANCIAL INFORMATION AND ACCOUNTS

UNIVERSITY OF KELANIYA STATEMENT OF THE COMPARISON OF BUDGETED AND ACTUAL AMOUNTS - 2021

CATEGORY	Actual 2021	Budget 2021	Difference Budget and Actual	%
INCOME				
Government Grant	4,128,000,000	4,190,000,000	62,000,000	1%
Government Grants for Recurrent Expenditure	4,128,000,000	4,190,000,000	62,000,000	1%
Other Income	1,250,051,520	629,963,000	(620,088,520)	-98%
Total Income	5,378,051,520	4,819,963,000	(558,088,520)	-12%
EXPENSES				
Personal Emoluments	3,994,238,762	4,078,565,000	84,326,238	2%
Personal Emoluments - Academic	2,973,764,695	2,968,850,360	(4,914,335)	0%
Personal Emoluments - Non-Academic	1,020,474,067	1,109,714,640	89,240,573	8%
Travelling Expenses	3,354,920	4,000,000	645,080	16%
Domestic	178,924	200,000	21,076	11%
Foreign	3,175,996	3,800,000	624,004	16%
Supplies	93,996,682	94,050,000	53,318	0%
Stationery and Office Requisites	34,773,510	35,000,000	226,490	1%
Fuel & Lubricants	9,563,755	9,500,000	(63,755)	-1%
Uniforms	5,513,716	5,500,000	(13,716)	0%
Mechanical & Electrical goods	198,842	200,000	1,158	1%
Chemicals & Glassware	8,103,268	8,000,000	(103,268)	-1%
Medical Supplies	370,102	350,000	(20,102)	-6%
Other	35,473,490	35,500,000	26,510	0%
Maintenance Expenses	32,731,197	31,750,000	(981,197)	-3%
Vehicles	9,546,752	9,500,000	(46,752)	0%
Plant, Machinery and Equipment	21,198,099	20,000,000	(1,198,099)	-6%
Buildings and Structures	1,844,637	2,000,000	155,363	8%
Furniture	141,709	150,000	8,291	6%
Other	-	100,000	-	-
Contractual Services	330,564,968	338,170,000	7,605,032	2%
Transport	66,250	70,000	3,750	5%
Postal and Communication	60,911,732	62,500,000	1,588,268	3%
Electricity & Water	78,060,721	80,000,000	1,939,279	2%
Rents and Local Taxes	42,710,854	43,100,000	389,146	1%
Security Services	42,549,119	45,000,000	2,450,881	5%
Cleaning Services	77,607,669	80,000,000	2,392,331	3%
Printing Advertising etc.,	15,893,447	15,000,000	(893,447)	-6%
Other	12,765,176	12,500,000	(265,176)	-2%



FINANCIAL INFORMATION AND ACCOUNTS

REPORT OF THE AUDITOR GENERAL

Other Recurrent	135,216,431	136,665,000	1,448,569	1%
Travel grants to University Teachers	-	-	-	-
Special Services - Council & Committees	7,052,740	7,000,000	(52,740)	-1%
-Do- Professional & Other Fees	54,000	50,000	(4,000)	-8%
Workshops, Seminars	2,990,941	3,000,000	9,059	0%
Academic Research & Publications	2,670,447	2,800,000	129,553	5%
Staff Development (Training for Teachers, Administrators & Other Employees)	468,307	500,000	31,693	6%
Postgraduate Research & Scholarships	-	-	-	-
University sports activities	-	100,000	-	-
Student welfare, Student council & Social Harmony	-	100,000	-	-
Industry Internships, Practical & Career Guidance	-	-	-	-
Students' Development Initiatives & Community Relations	11,560	15,000	3,440	23%
Employee Welfare & Medical Insurance	18,507,000	19,000,000	493,000	3%
Interest Subsidy on Property Loan	12,089,000	12,000,000	(89,000)	-1%
Holiday Warrants Season Tickets	1,163,653	1,200,000	36,347	3%
conversation expenses	5,740,834	6,000,000	259,166	4%
Entertainment Expenses	3,573,050	3,500,000	(73,050)	-2%
Bank Charges	41,161	-	(41,161)	-
Awards & Indemnities	150,500	150,000	(500)	0%
Contributions & Membership Fees	2,092,527	2,250,000	157,473	7%
Examination Fees	77,600,791	78,000,000	399,209	1%
Others	1,009,920	1,000,000	(9,920)	-1%
Total Expenses	4,590,102,961	4,683,200,000	93,097,039	2%

HED/E/UOK/1/21/11

June 2022

Vice Chancellor

University of Kelaniya

Report of the Auditor General on the Financial Statements of the University of Kelaniya for the year ended 31 December 2021 in terms of the National Audit Act No.19 of 2018

1. Financial Statements

1.1 Qualified Opinion

The audit of the financial statements of the University of Kelaniya for the year ended 31 December 2021 comprising the statement of financial position as at 31 December 2021 and the statement of financial performance, statement of changes in equity and cash flow statement for the year then ended, and notes to the financial statements, including a summary of significant accounting policies, was carried out under my direction in pursuance of provisions in Article 154 (1) of the Constitution of the Democratic Socialist Republic of Sri Lanka read in conjunction with the provision of the National Audit Act, No. 19 of 2018. My comments and observations which I consider should be published with the annual report of the University in terms of sub-section 108 (1) of the University Act, appear in this report. My report to Parliament in pursuance of provisions in Article 154(6) of the Constitution will be tabled in due course.

In my opinion, except for the effects of the matters described in the basis for qualified opinion section of this report, the financial statements give a true and fair view of the financial position of the University as at 31 December 2021 and its financial performance and its cash flows for the year then ended in accordance with Sri Lanka Public Sector Accounting Standards.

Page | 1



REPORT OF THE AUDITOR GENERAL

1.2 Basis for Qualified Opinion

- (a) Since useful lifetime of the non-current assets had not been reviewed annually in terms of Paragraph 65 of the Sri Lanka Public Sector Accounting Standard 07, property, plant and equipment costed for Rs.1,582,224,300 and library books and graduation cloaks costed for Rs.293,815,186 were further in use despite being fully depreciated. As such, action had not been taken to revise the said estimated error in terms of Sri Lanka Public Sector Accounting Standard 03.
- (b) Capital grants of Rs.140,000,000 received during the year under review had not been identified and measured in the financial statements in accordance with Sri Lanka Public Sector Accounting Standard 11.

I conducted my audit in accordance with Sri Lanka Auditing Standards (SLAuSs). My responsibilities, under those standards are further described in the Auditor's Responsibilities for the Audit of the Financial Statements section of my report. I believe that the audit evidence I have obtained is sufficient and appropriate to provide a basis for my qualified opinion.

1.3 Other information included in the University's 2021 Annual Report.

The other information comprises the information included in the University's 2021 Annual Report but does not include in the financial statements and my auditor's report thereon, which I have obtained prior to the date of this auditor's report. Management is responsible for the other information.

My opinion on the financial statements does not cover the other information and I do not express any form of assurance or conclusion thereon.

In connection with my audit of the financial statements, my responsibility is to read the other information identified above and, in doing so, consider whether the other information is materially inconsistent with the financial statements or my knowledge obtained in the audit or otherwise appears to be materially misstated.

If based on the work I have performed on the other information that I have obtained prior to the date of this auditor's report, I conclude that there is a material misstatement of this other information, I am required to report that fact. I have nothing to report in this regard.

REPORT OF THE AUDITOR GENERAL

1.4 Responsibilities of Management and Those Charged with Governance for the Financial Statements

Management is responsible for the preparation of financial statements that give a true and fair view in accordance with Sri Lanka Public Sector Accounting Standards, and for such internal control as management determine is necessary to enable the preparation of financial statements that are free from material misstatement, whether due to fraud or error.

In preparing the financial statements, management is responsible for assessing the University's ability to continue as a going concern, disclosing, as applicable, matters related to going concern and using the going concern basis of accounting unless management either intend to liquidate the University or to cease operations, or has no realistic alternative but to do so.

Those charged with governance are responsible for overseeing the University's financial reporting process.

As per Section 16(1) of the National Audit Act No. 19 of 2018, the University of Kelaniya is required to maintain proper books and records of all its income, expenditure, assets and liabilities, to enable annual and periodic financial statements to be prepared of the University.

1.5 Auditor's Responsibilities for the Audit of the Financial Statements

My objective is to obtain reasonable assurance about whether the financial statements as a whole are free from material misstatement, whether due to fraud or error, and to issue an auditor's report that includes my opinion. Reasonable assurance is a high level of assurance, but is not a guarantee that an audit conducted in accordance with Sri Lanka Auditing Standards will always detect a material misstatement when it exists. Misstatements can arise from fraud or error and are considered material if, individually or in the aggregate, they could reasonably be expected to influence the economic decisions of users taken on the basis of these financial statements.

As part of an audit in accordance with Sri Lanka Auditing Standards, I exercise professional judgement and maintain professional scepticism throughout the audit. I also:

- Identify and assess the risks of material misstatement of the financial statements, whether due to fraud or error, design and perform audit procedures responsive to those risks, and

REPORT OF THE AUDITOR GENERAL

obtain audit evidence that is sufficient and appropriate to provide a basis for my opinion. The risk of not detecting a material misstatement resulting from fraud is higher than for one resulting from error, as fraud may involve collusion, forgery, intentional omissions, misrepresentations, or the override of internal control.

- Obtain an understanding of internal control relevant to the audit in order to design audit procedures that are appropriate in the circumstances, but not for the purpose of expressing an opinion on the effectiveness of the University's internal control.
- Evaluate the appropriateness of accounting policies used and the reasonableness of accounting estimates and related disclosures made by the management.
- Conclude on the appropriateness of the management's use of the going concern basis of accounting and based on the audit evidence obtained, whether a material uncertainty exists related to events or conditions that may cast significant doubt on the University ability to continue as a going concern. If I conclude that a material uncertainty exists, I am required to draw attention in my auditor's report to the related disclosures in the financial statements or, if such disclosures are inadequate, to modify my opinion. My conclusions are based on the audit evidence obtained up to the date of my auditor's report. However, future events or conditions may cause the University to cease to continue as a going concern.
- Evaluate the overall presentation, structure and content of the financial statements, including the disclosures, and whether the financial statements represent the underlying transactions and events in a manner that achieves fair presentation.

I communicate with those charged with governance regarding, among other matters, significant audit findings, including any significant deficiencies in internal control that I identify during my audit.

2. Report on Other Legal and Regulatory Requirements

- 2.1 National Audit Act, No. 19 of 2018 includes specific provisions for following requirements.
- 2.1.1 Except for the effects of the matters described in the basis for qualified opinion section of my report, I have obtained all the information and explanation that required for the audit and as far as appears from my examination, proper accounting records have been kept by the University as per the requirement of section 12 (a) of the National Audit Act, No. 19 of 2018.

REPORT OF THE AUDITOR GENERAL

- 2.1.2 The financial statements presented is consistent with the preceding year as per the requirement of section 6 (1) (d) (iii) of the National Audit Act, No. 19 of 2018.
- 2.1.3 Except for the observation made under section (a) in the basis for the qualified opinion of my report, the financial statements presented includes all the recommendations made by me in the previous year as per the requirement of section 6 (1) (d) (iv) of the National Audit Act, No. 19 of 2018.
- 2.2 Based on the procedures performed and evidence obtained were limited to matters that are material, nothing has come to my attention to make the following statements.
- 2.2.1 to state that any member of the governing body of the University has any direct or indirect interest in any contract entered into by the University which are out of the normal cause of business as per the requirement of section 12 (d) of the National Audit Act, No. 19 of 2018;
- 2.2.2 to state that the University has not complied with any applicable written law, general and special directions issued by the governing body of the University as per the requirement of section 12 (f) of the National Audit Act, No. 19 of 2018 except for;

	Reference to law/ Direction	Description
(i)	Financial Regulation 371	Advances should be settled immediately after the completion of the purpose for which it is granted and not later than the 31 of December of the financial year in which the imprest is issued. However, 38 advances aggregate amounting to Rs.80,405,752 relevant to the period from the year 2015 to the year 2021, have not been settled as per the Financial Regulations till 31 May 2022.
(ii)	Financial Regulation 571	Action had not been taken in accordance with the Financial regulations regarding 115 tender and security deposits amounted to Rs. 20,664,876 remained over two years and library deposits amounted to Rs.23,221,500 remained over 05 years.

- 2.2.3 to state that the University has not performed according to its powers, functions and duties as per the requirement of section 12 (g) of the National Audit Act, No. 19 of 2018.

REPORT OF THE AUDITOR GENERAL

AUDIT COMMITTEE REPORT

2.2.4 to state that the resource of the University has not procured and utilized economically, efficiently and effectively within the time frames and in compliance with the applicable laws as per the requirement of section 12 (h) of the National Audit Act, No. 19 of 2018.

2.3 Other Matters

- (a) Although provision of Rs. 7,714,000 had been made to conduct 25 research activities in the year 2021, due to the fact that 14 research projects had not been started, a provision of Rs. 6,489,479 could not be utilized. Although Rs. 737,403 had been granted for 06 research works which should be started in 2018 and should be completed by 2021, extensions of time had been obtained without completing those researches till 31 December 2021. Although progress reports should have been submitted in every 6 months during the period of research, there were also 04 research activities which were not done in that way.
- (b) Although a total interest income of Rs. 11,286,893 was earned as of 31 December 2021 by investing funds in 53 scholarships, prizes and other funds, it was not spent for the intended purposes for which the funds were established.
- (c) 196 cheques amounting to Rs. 2,628,608 issued to various creditors were cancelled during the period from 2018 to 2021 but action had not been taken to settle those till 31 December 2021.
- (d) Action had not been taken to dispose 187 consumer items with a cost of Rs. 4,204,684 which were identified as obsolete and damaged, related to the period from 2012 to 2021, by the board of survey report in the year 2021. Also, 446 stock items costing to Rs.4,013,155 remained as slow moving and non-moving items due to purchases were made without identifying the requirement. Further, cost of 179 stock items which were remained as excess stock amounting to Rs.1,108,577 had not been taken in to the books and action had not been taken in terms of Financial Regulation 3 regarding 91 shortage stock items costed of Rs.970,236.

W.P.C. Wickramaratna
Auditor General

Audit Committee Report - 2021

Composition of the Audit Committee

The Audit Committee of the University, established as a sub-committee responsible for the Council consists of three non-executive members. The following officers were engaged in Audit Committee activities in the year 2021.

Members	Participation in the Committee in 2021 (Participation /Due to participation)
1. Mr.L.E. Susantha Silva (Chairman)	4/4
2. Mr. Sanjaya Bandara	2/4
3. Mr. Upali Wijeweera	4/4

The members of the National Audit Office were also invited to participate as observers.

Meeting

As per Public Enterprises Circular No .P.E.D./31, Committee meeting should be held at least four times a year. The Committee met four times in the year under review and the internal and external audit reports were discussed at these meetings. The Committee reports were submitted to the University Council for information and necessary actions.

Main responsibilities

The main objective of the Audit Committee is to assist the Council for the efficient functions of the financial and it's related management activities of the University.

The main responsibilities are,

1. Review and Supervision of the financial statements, financial reporting and Continuation of the Audit Process.
2. Examine any matters related to the finance of the University and other related matters.
3. Approving the annual internal Audit Plans and Programmes.
4. Supervision of the Internal Audit Plan and Programme.
5. Investigate the external and internal audit reports and take follow up action on recommendations.

AUDIT COMMITTEE REPORT

Audit Committee Report - 2021

Composition of the Audit Committee

The Audit Committee of the University, established as a sub-committee responsible for the Council consists of three non-executive members. The following officers were engaged in Audit Committee activities in the year 2021.

Members	Participation in the Committee in 2021 (Participation /Due to participation)
1. Mr.L.E. Susantha Silva (Chairman)	4/4
2. Mr. Sanjaya Bandara	2/4
3. Mr. Upali Wijeweera	4/4

The members of the National Audit Office were also invited to participate as observers.

Meeting

As per Public Enterprises Circular No .P.E.D./31, Committee meeting should be held at least four times a year. The Committee met four times in the year under review and the internal and external audit reports were discussed at these meetings. The Committee reports were submitted to the University Council for information and necessary actions.

Main responsibilities

The main objective of the Audit Committee is to assist the Council for the efficient functions of the financial and it's related management activities of the University.

The main responsibilities are,

1. Review and Supervision of the financial statements, financial reporting and Continuation of the Audit Process.
2. Examine any matters related to the finance of the University and other related matters.
3. Approving the annual internal Audit Plans and Programmes.
4. Supervision of the Internal Audit Plan and Programme.
5. Investigate the external and internal audit reports and take follow up action on recommendations.

AUDIT COMMITTEE REPORT

6. Review, Supervision and examination the compliance of the effective performance of the system controls.
7. Review performance at regular intervals for cost effectiveness and to eliminate wasteful expenditure Etc.
8. Ascertain whether statutes, regulations, rules and circulars are complied with.

Activities within the year.

The Committee was engaged in the following activities within the year under review.

1. Approval and Supervision of the annual internal audit plans and programmes.

The Committee approved and supervised the internal audit plan and programme for the year 2021. The Committee reviewed and supervised the effectiveness and performance of the internal audits, audit queries and the performance of the Internal Audit Division.

2. Compliance with Laws and Regulations

The compliance with the relevant laws and regulations were reviewed with the reports submitted by the external and internal auditors. The Committee further followed up on the preparation and presentation of the annual accounts reports of the University and the settlement of statutory payments such as Gratuity, Pensions and the Provident Funds.

3. Continuous review and Supervision on the violation of Contracts.

The Committee continuously reviewed and supervised the recovery process from the staff members who violated bonds. As a result, it was able to recover the complete bond amount from 05 persons and approximately Rs.30.1 million was recovered in the year under review. There were 23 bond violators at the beginning of the year 2021. 5 persons were paying the installments in cash and legal actions had already been taken to recover the relevant amounts from 03 persons. Reminders had been sent for 04 persons who had dues, informing them to pay the installments on time.

AUDIT COMMITTEE REPORT

4. Review and strengthening of the internal control system.

Necessary recommendations had been made on the control of Fixed Assets, regulating the expenditure for contractual activities, lending library books, annual board of survey of stores/survey of fixed assets, recovering the unsettled advances, settling the unrecognized and settled loan balances and strengthening the internal controls. Further Committee continuously reviewed the action taken to correct the weaknesses pointed out by the Auditor General's Report and the Audit Queries issued during the year 2021.

5. Audit Committee Meetings

The Audit Committee meetings were held at four occasions within the year ended as at 31st December 2021. All the Audit Committee members actively participated in all the Committees. A representative from the Auditor General's Department participated at every meeting of the Audit Committee as an observer. Other staff members from the University were also invited when required. The secretary to the Audit Committee is Senior Assistant Internal Auditor.

Conclusion

The Committee was satisfied with the success of the follow up activities based on the recommendations on the matters considered by the Committee in the year 2021.



Chairman
Audit Committee
University Of Kelaniya

OBSERVATION OF THE COUNCIL OF THE UNIVERSITY OF KELANIYA ON THE REPORT OF THE AUDITOR GENERAL

My no. UK/IA/04/FAR/2021/1/21/11
Your no. HED/E/UOK/1/21/11
15th September 2022

Auditor General
National Audit Office,
No. 306/72,
Polduwa Road,
Battaramulla

AUDIT REPORT OF THE UNIVERSITY OF KELANIYA IN TERMS OF THE ARTICLE NO. 12 OF NATIONAL AUDIT ACT NO. 19 OF 2018 IN RESPECT OF THE FINANCIAL STATEMENTS FOR THE YEAR ENDED IN 31ST DECEMBER 2021

The explanations in respect of the above number and the audit report in terms of the Article no. 12 of National Audit Act no. 19 of 2018 in respect of the financial statements for the year ended in 31st December 2021 are as follows;

1. Financial statements

1.1 Situationally assessed opinion

1.2 Foundation for the opinion

- (a) It will be amended in the coming year
- (b) It will be amended in the coming year

REPORT ON OTHER LEGAL AND REGULATING REQUIREMENTS

2.2.2

No	Reference to rules/orders	Explanation
2.2.2	Financial regulation 371 of financial regulations code of Democratic Socialist Republic of Sri Lanka	Annexure 1 indicates the status of paying advance. Advance have been paid for the relevant completed contract activities from capital advance which provided for capital activities, and steps will be taken to pay advance once the ongoing work complete.
2.2.2	Financial regulation of 571	The relevant contract institution must make a request to get repayable tender deposits and assurance deposits, and the necessary steps will be taken to immediately exempt the deposits of all such contractors. Library deposits are relevant for the students who are registered in post graduate courses. When paying back the library deposits to library or when taking extended deposits to the income, the students who are relevant to the deposits must finish their student period, and must submit back all the library books and documents after completing all the examinations. A report consists of the details of the students who should be paid by the faculty of graduate studies will be sent to the library and, if there is any amount to be charged, the rest would be paid to the relevant individuals. Accordingly, necessary steps will be taken to add the relevant deposits to the income of the student who completed student activities and who requested/not requested to get their deposits exempted.

REPORT ON OTHER LEGAL AND REGULATING REQUIREMENTS

2.3 Others

(a)

Number of projects to be done in the year 2021 by gaining the financial facilities by the grants of the government	-25
Estimated amount for the projects to be done in the year 2021	-7,714,000.00 LKR
The number of ongoing projects among the projects to be done in the year 2021	-11
The amount of money spent for the 11 projects among the ongoing projects to be done in the year 2021	-1,224,521.00 LKR
The number of cancelled projects among the projects to be done in the year 2021	-01
The number of projects commenced on contracts among the projects to be done in the year 2021	-23

These research projects will be completed in the future since the time period of three years can be obtained to complete these research projects. 06 research activities which were extended, were not completed up to 31st December of reviewed year, and the final reports are to be sent after sending reminding letters. Although progress reports should be sent once in six months during the period of research, messages have been received notifying the difficulties in submitting progress reports on time based on the circumstances in the country. Reminding letters were also sent to the relevant researchers regarding submitting progress reports on time.

(b) The Academic Division maintains the document files relevant to scholarship funds and gift funds, and 31 of them are in operation. Funds for three non-operating scholarship funds were invested in the year 2021. The following are the details of the grants for scholarship funds, gift funds and other funds operated by the academic division.

REPORT ON OTHER LEGAL AND REGULATING REQUIREMENTS

No	Name of the Scholarship	Date of Scholarship Awarded	Scholarship – Medal/Cash	Amount (Rs.)	Student Number
	Faculty of Humanities				
01	P.A.P.A.Chandrasekara Prize Fund	02/06/2022	Cash	20,000.00	HS/2016/2046
				20,000.00	HS/2017/0976
				20,000.00	HS/2017/0980
				20,000.00	HS/2017/0500
				20,000.00	HS/2015/0861
				20,000.00	HS/2015/0883
				20,000.00	HS/2018/1506
	Derick de Souza Memorial Prize Fund	13/05/2022	Cash	1,200.000	HS/TE18/034
	Rev. Sik Vin Sin Prize Fund	02/06/2022	Cash	5,000.00 5,000.00 5,000.00 5,000.00	HS/2018/0904 HS/2018/0230 HS/2018/0051 HS/2018/0864
	Hawanpola Sri Rathnasara Scholarship Fund	02/06/2022	Cash	10,000.00	HS/2017/0107
	Rev. Kudawelle Wangeesa Prize Fund	27/06/2022	Cash	10,000.00	HS/2018/0513
	Prof. W.S. Karunathilaka Scholarship Fund	28/06/2022	Cash	8,036.00 8,036.00 8,036.00 8,036.00	HS/2018/0513 HS/2017/0070 HS/2016/0349 HS/2015/1181
	Faculty of Social Sciences				
	F.R. Jayasooriya	05/07/2022	Cash	3,500.000	HS/2018/0942
	Faculty Sciences				
	S. Jayawardena Scholarship Fund	27/06/2022	Plated Gold Medal	5,000.00	BS/2014/222
	S.B.P. Wickramasooriya Scholarship	16/08/2022	Cash	10,000.00	PS/2015/175
	Total			222,846.00	

REPORT ON OTHER LEGAL AND REGULATING REQUIREMENTS

© Cheques amount to 497,390.01 LKR among the cheques which were cancelled after issuing for the date of 31st of December in the reviewed year, have been reissued on the request of cheque owners, and cheques amount to 2,065,631.44 have been transferred to the university income with the approval of Finance Committee due to the reason that none of the relevant cheque owners requested (Annexure – 2). Further, necessary steps will be taken to identify the cheques of the cheque owners who no longer request, and to take them to the university income.

(d) Kelaniya Premises

Deficient and excessive stock values of A and B stores located in the university premises.

	Rs.
Deficient stock	
Store A	910,372.82
Store B	39,735.08
Total	950,109.90
Excessive stock	
Store A	908,414.50
Store B	76,803.07
Total	985,217.57

Reasons for the deficient and excessive stock are sent to the finance committee, and necessary steps will be taken to amend the stock ledger according to the physical stock balance on the recommendations of that committee.

REPORT ON OTHER LEGAL AND REGULATING REQUIREMENTS

Following are the values of the slow- moving stocks, unissued stocks, damaged and expired stocks;

	Rs.
Slow moving stocks	
Store A	496,206.72
Store C	62,150.00
Total	558,356.72
Unissued stocks	
Store A	1,181,871.09
Store B	713,605.25
Store C	295,226.98
Total	2,190,703.32
Damaged and expired stocks	
Store A	3,841,532.95
Store C	73,525.00
Total	3, 915,057.95

REPORT ON OTHER LEGAL AND REGULATING REQUIREMENTS

RAGAMA PREMISES

(i) Deficient stocks

15 deficient items can be seen in the stores of the faculty of medicine. Most of them exist due to the reason that issuance of other goods that have a similar price as of the deficient items. A special attention will be drawn to this in the future and necessary steps will be taken.

(ii) Slow moving stocks

Relevant divisions are informed, and necessary steps will be taken to issue them immediately paying a special attention.

(iii) Unissued stocks

Most of the unissued stocks of the faculty of the medicine are toners. Toners that were obtained for the changes in printing machines, remain unissued. Further, there are goods that are not in use anymore. Relevant divisions are informed regarding this, and future steps have been already taken.

(iv) Damaged and expired stocks

Most of the damaged and expired stocks belong to expiring. Other division that are in need of them are informed, and necessary steps have been already taken to removal.

(v) Excessive stocks

The reported excessive stocks are the goods that were requested by many divisions and that were delayed to take over after the issuance. Excessive stocks occur due to the reason that they are added again to the existing stocks. Steps have been taken to match these stocks with store stock book balance.

.....
Senior Professor Nilanthi de Silva,
Vice Chancellor

- Copies:
- 01 Secretary to the Ministry of Education
 - 02 Secretary to the Ministry of Finance
 - 03 Chairman of the University Grants Commission