



**UNIVERSITY OF KELANIYA**  
**SRI LANKA**

**Annual Report and Accounts**  
**2020**



**Paññāya parisujjhati**

## ABOUT THE REPORT

This report insights annual information about the University of Kelaniya for the year 2020. It seeks to demonstrate the general information, performance and achievements of the University descriptively from January 1, 2020 to December 31, 2020.

### Reporting Frameworks and Scope

The report consists of information on students, graduate output, human resources, research and innovations, sports activities and achievements, welfare facilities, infrastructure development projects and financial performances and annual accounts. The data and information exhibited in this report are collected over the administration divisions, academic departments, units, and centers of the University of Kelaniya. The report is compiled by the University Statistics and Data Monitoring Unit and the Research & Publications Division of the University of Kelaniya.

## **VISION**

To become a centre of excellence in creation and dissemination of knowledge for sustainable development

## **MISSION**

To nurture the intellectual citizens through creativity and innovation, who contribute to the National development

## **OBJECTIVES**

1. To create high quality and flexible teaching and learning environment
2. To develop the highest quality faculty and staff to attain the strategic goals of the University
3. To create a multi- disciplinary research culture of global standing
4. To improve the image of the University by widening the range of economic and social engagements
5. To develop an excellent system of governance through the efficient and effective administration and financial management



## MESSAGE OF THE VICE- CHANCELLOR



*“Lessons learned through COVID 19  
pandemic and new online and digital  
management systems will help us to do things  
more efficiently and effectively in the future”*

The University of Kelaniya, which has its historic roots in the Vidyalandara Pirivena has now completed more than 61 years of service to the nation. Situated in the historic city of Kelaniya, the University has contributed much to national development and to the world.

Despite the challenges of COVID 19, the University of Kelaniya has been able to secure 4<sup>th</sup> place in Sri Lanka of the Webometrics ranking in January 2021 and 2<sup>nd</sup> place in Sri Lanka in the SCIMago Institutions Ranking 2020.

This report presents the statistics and records for the year 2020 and I invite you all to it and learn more about our University’s progress.

Finally, I would like to thank all those who worked enthusiastically during the challenging period of COVID 19 and made 2020 another successful year for the University of Kelaniya.

Senior Professor Nilanthi de Silva  
Vice- Chancellor  
University of Kelaniya

# CONTENTS

Page  
No.

<b>ABOUT THE REPORT</b> .....	<b>iii</b>
Reporting Frameworks and Scope .....	iii
<b>VISION</b> .....	<b>iv</b>
<b>MISSION</b> .....	<b>iv</b>
<b>OBJECTIVES</b> .....	<b>iv</b>
<b>MESSAGE OF THE VICE-CHANCELLOR</b> .....	<b>v</b>
<b>LIST OF TABLES</b> .....	<b>viii</b>
<b>LIST OF FIGURES</b> .....	<b>ix</b>
<b>LIST OF ACRONYMS</b> .....	<b>ix</b>
 <b>PART ONE - ANNUAL REPORT – 2020</b>	
<b>1 THE UNIVERSITY OF KELANIYA</b> .....	<b>02</b>
1.1 Brief Introduction .....	02
a The Council .....	05
1.2 Highlights of the Year 2020 .....	06
<b>2 FACULTIES OF THE UNIVERSITY</b> .....	<b>08</b>
2.1 Faculty of Commerce and Management Studies .....	09
2.2 Faculty of Computing & Technology .....	11
2.3 Faculty of Graduate Studies .....	18
2.4 Faculty of Humanities .....	24
2.5 Faculty of Medicine .....	26
2.6 Faculty of Science .....	29
2.7 Faculty of Social Sciences .....	33
<b>3 STUDENTS OF THE UNIVERSITY</b> .....	<b>36</b>
3.1 New Enrollment for the Internal Undergraduate Programmes 2018/19 .....	36
a. Local Entry .....	37
b. Foreign Entry .....	38
3.2 Total Enrollment for the Internal Undergraduate Programmes 2018/19 .....	38
a. Local Entry .....	39
b. Foreign Entry .....	40
3.3 Students in External Undergraduate Degree Programmes – 2020 .....	41
3.4 Students in Postgraduate Programmes – 2020 .....	41
3.5 Local Students in Postgraduate Programmes .....	42
3.6 Foreign Students in Postgraduate Programmes .....	44
<b>4 EXAMINATION DATA</b> .....	<b>45</b>
4.1 Undergraduate Output – Internal Graduates 2020 .....	45
4.2 Undergraduate Output – External Graduates 2020 .....	47
4.3 Postgraduate Output 2020 .....	48
<b>5 STAFF OF THE UNIVERSITY</b> .....	<b>49</b>
5.1 Approved Cadre and Present Staff of the University .....	49
5.2 Academic Staff – Approved Cadre and Present Staff .....	50
5.3 Highest Qualifications of the Permanent Academic Staff .....	51
5.4 Details of Non-Academic Staff 2020 .....	52
5.5 Information of International Staff Visited– 2020 .....	53

<b>6</b>	<b>RESEARCH &amp; DEVELOPMENT ACTIVITIES</b>	<b>54</b>
6.1	Publications done by the Academic Staff of the University	54
6.2	Details of Patents – 2020	55
6.3	Science & Technology Development Output 2020	56
<b>7</b>	<b>STUDENT WELFARE FACILITIES</b>	<b>57</b>
7.1	Information on Scholarships – 2020	57
7.2	Information on Hostel Facilities 2020	58
	a. Permanent Hostel Utilization – 2020	58
	b. Rented Hostel Utilization – 2020	59
<b>8</b>	<b>INFORMATION ON SPORTS ACTIVITIES</b>	<b>60</b>
8.1	Sports Facilities	60
8.2	Sports Events	60
8.3	Sports Training Programmes & Events	61
8.4	Special Events Conducted by Department of Physical Education in 2020	61
8.5	Affiliated Sport Controlling Bodies in 2020	61
8.6	Other Positions Held by Staff Members During the Year of 2020	62
<b>9</b>	<b>ACTIVITIES ON SUSTAINABLE DEVELOPMENT GOALS</b>	<b>63</b>
9.1	Information Related Knowledge Dissemination to The Public	63
9.2	Proposed Activities on Sustainable Development Goals	65

## **PART TWO – FINAL ACCOUNTS & AUDIT INFORMATIONS**

<b>10</b>	<b>FINANCIAL INFORMATIONS AND ACCOUNTS</b>	<b>69</b>
10.1	Financial Statements – 2020	69
10.2	Total Income	118
10.3	Capital Expenditure	118
10.4	Recurrent Expenditure	119
<b>11</b>	<b>REPORT OF THE AUDITOR GENERAL</b>	<b>120</b>
<b>12</b>	<b>AUDIT COMMITTEE REPORT</b>	<b>127</b>
<b>13</b>	<b>OBSERVATION OF THE COUNCIL OF THE UNIVERSITY OF KELANIYA ON THE REPORT OF THE AUDITOR GENERAL</b>	<b>130</b>

## LIST OF TABLES

Table 1-1: Cost per student by Faculty .....	6
Table 1-2: On-going and existing projects in 2020 .....	7
Table 2-1: Faculty overview of the University.....	8
Table 2-2: Department and are of specializations of the Faculty of Humanities .....	24
Table 3-1: New entrants - local entry 2018/19.....	37
Table 3-2: New entrants- foreign entry 2018/19 .....	38
Table 3-3: Total student enrollment - Local entry .....	39
Table 3-4: Total student enrollment - Foreign entry .....	41
Table 3-5: Student enrollment in external undergraduate programs .....	41
Table 3-6: Students by the postgraduate program .....	42
Table 3-7: Local students in postgraduate programs .....	42
Table 3-8: Foreign students in postgraduate programs .....	44
Table 4-1: Undergraduate output of the internal graduates - 2020 .....	46
Table 4-2: Undergraduate output of the external graduates - 2020.....	47
Table 4-3: Postgraduate Output 2020 .....	48
Table 5-1: Staff of the University.....	49
Table 5-2: Approved cadre and the existing staff of the University.....	50
Table 5-3: Approved cadre and the existing staff of the Academic staff category.....	51
Table 5-4: Highest qualifications of the permanent academic staff.....	51
Table 5-5: Existing members of the non-academic staff .....	52
Table 5-6: Highest qualifications of the non-academic staff .....	52
Table 5-7: Information on international staff visited - 2020 .....	53
Table 6-1: Publications done by the University staff during 2020.....	54
Table 6-2: List of patents - 2020 .....	55
Table 6-3: Science and technology development output 2020.....	56
Table 7-1: Number of students who received Mahapola and bursary scholarships.....	57
Table 7-2: Number of students who received hostel facilities .....	58
Table 7-3: Permanent hostel utilization - 2020.....	58
Table 7-4: Rented hostel utilization - 2020 .....	59
Table 8-1: Sports events during 2020.....	61
Table 9-1: Knowledge dissemination programs conducted in accordance with SDGs.....	64

Table 9-2: Proposed and on- going activities to achieve SDG's .....	65
Table 10-1: Total income .....	118
Table 10-2: Capital expenditure .....	118
Table 10-3: Recurrent expenditure .....	119

## LIST OF FIGURES

Figure 1-1: Organizational structure .....	4
Figure 3-1: Total student enrollment of the University of Kelaniya .....	36
Figure 3-2: Student enrollment by the faculty .....	36
Figure 3-3: Total enrollment by the faculty and the gender .....	38
Figure 5-1: Permanent staff of the university .....	49

## LIST OF ACRONYMS

FCMS	: Faculty of Commerce & Management Studies
FCT	: Faculty of Computing & Technology
FHU	: Faculty of Humanities
FMED	: Faculty of Medicine
FSC	: Faculty of Science
FSOSC	: Faculty of Social Sciences

---

# **PART ONE**

## **ANNUAL REPORT 2020**

---

# 1. The University of Kelaniya

## 1.1. Brief Introduction

The University of Kelaniya, originated from the historic Vidyalankara Pirivena in 1875, has been dedicated to the development of the nation by nourishing the knowledge of the youngsters for 61 years after becoming the University today in 1978. The historic Vidyalankara Pirivena which was one of the two great national centers of traditional learning become the Vidyalankara University of Ceylon in 1959 with the establishment of modern Universities in Sri Lanka and then the Vidyalankara campus of the University of Sri Lanka in 1972 and later the University of Kelaniya in 1978.

Situated in the historic city of Kelaniya in the boundaries of the Gampaha district and twelve kilometers away from the capital city, the University of Kelaniya has seven distinct Faculties, and 56 Academic departments. While the Faculty of Commerce & Management Studies, Faculty of Graduate Studies, Faculty of Humanities, Faculty of Science and Faculty of Social Sciences are situated in the Kelaniya premises, Faculty of Computing & Technology, which is the latest established Faculty in 2015, is situated in Peliyagoda premises and the Faculty of Medicine is in Ragama premises. Moreover, she has three affiliated institutions namely, the Postgraduate Institute of Archaeology, Postgraduate Institute of Pali and Buddhist Studies and Gampaha Wickramarachchi Ayurveda Institute.

The University has offered the undergraduate and postgraduate students a wide range of degree programs in each Faculty. Totally, the University has 90 undergraduate degree programs and 50 postgraduate degree programs for her students. Apart from that, the students of the University get various services from the University. The Student Counselling Service, personal counselling service (Kalana Mithuru Sevana), Career Guidance Unit, University Medical Center, Department of Physical Education, Cultural Centre, Arts Council, Technology and Innovation Support Centre are some of them. Apart from that, the University's main library

has been renovated and has a variety of books and documents collection. In terms of ICT facilities, all the faculties have well equipped ICT centers either managed by the Faculty or the Departments in addition to the main ICT center and the Wi-Fi facility has been developed to cover the University as well as the hostels too.

The Bhikku hostel and the women's hostel complex are located within the University premises in the Dalugama campus, while the men's hostels and several women's hostels are located outside the University. To ensure a higher percentage of students with the need of accommodation from the University get hostel facilities, the University has rented out several buildings.

The human resource of the University comprises, concisely, academic staff members, administrative staff, academic support staff, executive staff, and non- academic staff. The following figure 1-1 illustrates the organizational structure of the University.



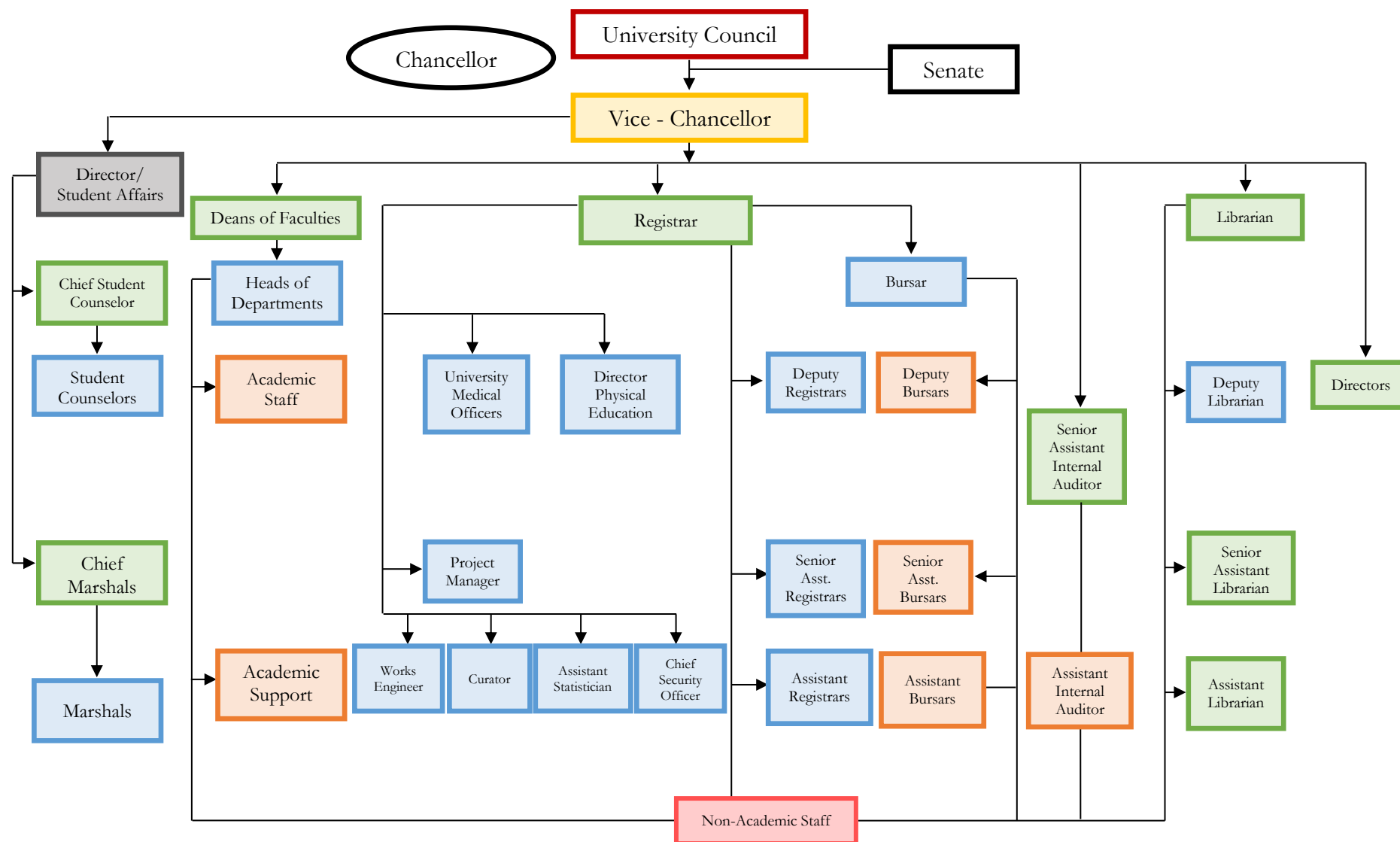


Figure 1-1: Organizational structure

***a. The Council*****Ex-Officio:**

Senior Prof. (Mrs.) N R De Silva      Vice - Chancellor / Chairperson

Dr. P N D Fernando      Dean/ Faculty of Commerce & Management Studies

Dr. P G Wijayarathna      Dean / Faculty of Computing & Technology

Prof. J M D Ariyaratne      Dean / Faculty of Graduate Studies

Mr. U S Senarath      Dean / Faculty of Humanities

Prof. (Mrs.) S J de S Hewavisenthi      Dean / Faculty of Medicine

Snr. Prof. S R D Kalingamudali      Dean / Faculty of Science

Prof. M M Gunatilake      Dean / Faculty of Social Sciences

**Senate Nominee**

Ven. (Snr. Prof.) Induragare Dhammarathana Thero

Prof. P M C Thilakeratne

**UGC Appointees**

Prof. H Abeygunawardena

Mr. Rakhitha Shri Dharshana Abeygoonawardana

Prof. Ranjith Arthanayake

Mr. Sanjaya Bandara

Mr. S M Gotabaya Jayarathne

Prof. Ananda Patabandige

Prof. Nimal Perera

Prof. Rohan Rajapakse

Mr. L E Susantha Silva

Mr. S K Cyril Suduwella

Mr. Upali Wijayaweera

**Secretary to the Council**

Mr. W M Karunaratne

Registrar

## 1.2. Highlights of the Year 2020

As per the academic calendar, the academic activities of the 2017/18 academic year ended on February 29, 2020, and the academic activities for 2018/19 was started on March 01, 2020. The COVID 19 pandemic has had a devastating impact on activities of the 2018/19 academic year. However, the University was able to conduct the lectures at the premises as well as via online. During this epidemic, the University provided much needed facilities such as free Wi-Fi, Workshops about the online teaching and learning for foreign and local students as well as lecturers to maintain and strengthen the academic activities of the University.

In 2020, 3,297 local freshmen and 2 foreign freshmen were enrolled to undergraduate study programs at the University of Kelaniya. Thus, the total local student enrollment increased to 12,557 undergraduates, while total foreign student enrollment was 56. Accordingly, the total undergraduate student population at the University of Kelaniya by December 31, 2020, was 12,613. Apart from that, 1,415 students were registered for postgraduate studies throughout the year and the total postgraduate enrollment was 2,793 students, including 29 foreign students. Furthermore, by December 31, 2020, the University had 96,608 external undergraduates at the University.

Following internal undergraduate examinations, 2,456 graduates have been passed out and 5,097 students have passed out from the external undergraduate programs, while 915 students have obtained postgraduate qualifications from the University in 2020. Three convocations (one virtual convocation) were held during the period of 2020 for undergraduate programs and postgraduate programs.

By the end of 2020, the University had 640 members of the academic staff in which the student teacher ratio has become 12613:640. Moreover, the University has spent Rs. 289,832.52 per student in 2020 and the respective cost per student for each Faculty and student teacher ratio of each Faculty is listed below (Table 1-1)

*Table 1-1: Cost per student by Faculty*

<b>Faculty</b>	<b>Cost per student (Rs.)</b>	<b>Student: Teacher ratio</b>
Faculty of Commerce & Management Studies	200,050.73	2769:123
Faculty of Computing & Technology	208,424.55	740:23
Faculty of Humanities	231,624.46	2607:109
Faculty of Medicine	785,211.63	1188:131
Faculty of Science	347,866.90	2302:129
Faculty of Social Sciences	202,865.62	3007:125
<b>Overall</b>	<b>289,832.52</b>	<b>12613:640</b>

The University of Kelaniya has ranked 2<sup>nd</sup> locally and 743<sup>rd</sup> globally in SCImago Institutions Rankings 2020. SCImago is an interactive open access platform that analyses the academic and research related information based on the Scopus data. Research performance, innovation outputs and societal impact have been measured in these rankings and the University has shown high progress in Scopus indexed publications during past few years.

In addition, the University of Kelaniya has ranked 2<sup>nd</sup> among Sri Lankan Universities in green practices and 390<sup>th</sup> place in world rankings according to the UI Green Metrics rankings which is based on six indicators: setting and infrastructure, energy and climate change, waste, water, transport, and education.

Moreover, the University won the gold award for the best website and the award for the most popular website in the University & Educational Institutions category organized by the Bestweb.lk in 2020. The award ceremony was held for the 10<sup>th</sup> consecutive time, in September 2020.

Cadre chair and Senior Professor of Parasitology (Mrs.) Nilanthi De Silva, the Vice- Chancellor of the University of Kelaniya and the cadre chair and the Senior Professor of Medicine Janaka De Silva has been ranked among the world's top 2% of Scientists in a list of researchers compiled by Stanford University, USA and published in PLoS Biology.

In terms of sports achievements, the women staff badminton team of the University became the champions at the 4<sup>th</sup> International Staff Badminton Tournament, which was held during January 20, 2020 to January 23, 2020 at the PES University sports complex in Bangalore, India.

An undergraduate team of students in the Software Engineering Teaching Unit of the University of Kelaniya, "Team Elzian Agro" won the global 2<sup>nd</sup> place and most popular team on Instagram at the Ericsson Innovation Awards 2020.

A total of 158 Senate awards were given to the academic staff members of the University to strengthen the research culture of the University. Furthermore, several research conferences and symposia were held during the year.

Despite reduced student activities around the University premises, most academic departments of the University have organized webinars to disseminate valuable knowledge for the undergraduates in addition to the online lectures.

The library facilities of the University have been improved ensuring easy online access to the study materials, textbooks, and reference books to the undergraduates. Accordingly, actions have been taken to provide students with their preferred textbooks as scanned soft copies or as e- books. Moreover, IT facilities have been developed to meet the requirements to continue academic activities without interruptions.

Several infrastructure development projects were processing during the 2020 and a new project has been initialized to construct a new building to the Faculty of Commerce & Management Studies. Table 1-2 illustrates information regarding the on-going and new infrastructure development projects of 2020 and proposed modifications to the existing infrastructure.

Though the year 2020 was challenging, the University was able to continue with academic activities. Selfless commitment and the enthusiastic dedication of the staff as well as the students of the University of Kelaniya made the year successful.

*Table 1-2: On-going and existing projects in 2020*

Project/proposal	Estimated Cost (Rs. Million)	Awarded Value	Estimated Project Period (Month)	Progress %	Student Capacity
<b><i>On-going/Existing Projects</i></b>					
New lecture theatre complex of the Faculty of Science	500	396	24	30%	1800
Building for the Information Communication Technology Centre (ICT)	183	156	24	96%	1000
Four Storied Pannarama Hostel Building at Hattiyawatta	247	187	18	20%	320
<b><i>New Projects</i></b>					
Construction of a new building for the Faculty of Commerce & Management Studies	1417		36		3600

## 2. Faculties of the University

The University of Kelaniya has seven Faculties with a variety of study programs. Each Faculty have/has unique degree programs which are either solemnly taught at the University or being introduced to the public higher education system by the University. Table 2-1 summarizes the number of degree programs in each Faculty along with the number of students, the output, and the number of academic departments of the faculty.

*Table 2-1: Faculty overview of the University*

Faculty	Number of Academic Departments	Number of Degree Programs	Number of Students	Number of Graduates
Faculty of Commerce & Management Studies	5	12	2769	486
Faculty of Computing & Technology	3	3	740	-
Faculty of Graduate Studies	-	50	2793	915
Faculty of Humanities	10	28	2607	471
Faculty of Medicine	18 <sup>1</sup>	4	1188	189
Faculty of Science	9 <sup>2</sup>	18	2302	447
Faculty of Social Sciences	12	19	3007	873
<b>Total</b>	<b>57</b>	<b>134</b>	<b>15406</b>	<b>3381</b>

---

<sup>1</sup> Includes Molecular Medicine Unit

<sup>2</sup> Includes Software Engineering Teaching Unit

## 2.1. Faculty of Commerce & Management Studies

### **Mission**

The mission of the Faculty of Commerce and Management Studies of the University of Kelaniya is to “produce academically and professionally competent personnel to take up managerial positions in organizations, create an entrepreneurial culture, and broaden the horizon of knowledge pertaining to the discipline of Commerce & Management”.

### **Introduction of the Faculty**

The Faculty of Commerce and Management Studies is one of the fast-developing faculties of the University of Kelaniya with unique features of becoming one of the finest faculties in the country. The origin of the faculty could be traced back to the point where the Department of Commerce was established under the Faculty of Social Sciences in 1976. With the higher degree of commitment and untiring efforts of academic staff, students and other stakeholders, it was able to achieve faculty status in 1995.

### **Current Progress**

#### ***Academic Programmes***

Since then, the Faculty has been able to draw attention of the stakeholders and to increase popularity among the university community in a rapid pace in terms of quality more than the quantity. Some of the best examples to prove the improvement of quality are, faculty graduate employability rate of 81%, which is one of the highest among the Management Faculties in the country, ISO certification to the Department of Marketing Management, which is the pioneer department to have obtained this recognition among the Management fraternities in the island that currently offering an ISO certified degree programme and the recognition granted by the Chartered Financial Analysts (CFA) Institute-USA for the B.B.Mgt. Honours in Finance & Financial Engineering programmes offered by the Department of Finance in 2014 & 2019 respectively. In 2019, Faculty obtained the membership of AACSB (The Association to Advance Collegiate Schools of Business) as another milestone of Quality Business Management education.

The Faculty currently consists of five (5) departments, with the strength of 123 academic staff members, 30 non-academic staff members and 2743 undergraduate students. The five (5) departments namely, Commerce & Financial Management, Human Resource Management, Accountancy, Marketing Management, and Finance are offering twelve (12) Undergraduate Degree Programmes, six (06) Master Degree programmes, two (02) Postgraduate Diplomas, five (05) Diplomas and six (06) Higher Diplomas in addition to a Doctor of Business Administration (DBA) programme. In 2020, the Department of Accountancy has introduced a new degree programme, BBMgt. Honours in Auditing & Forensic Accounting, which is also going to introduce a new degree programme of BBMgt. Honours in Accounting Information Systems. At the same time, the Faculty is going to introduce BBMgt. Honours in Business Information Systems.

The Faculty offers a semester based academic programmes and underwent a further revision of the curriculum, of which the implementation was made from the academic year 2018/19 while catering to the latest trends of the subject field, interests of the academia and current demands of the dynamic job market. The Faculty is continuously in the process of introducing new courses to be offered to the general public apart from main academic programme, as an additional service to the community. Moreover,

faculty is significantly following paperless meeting in their routines. At the same time, given the developments of global pandemic, faculty has stepped into online semester examinations, with successful completion of one of the semesters' examinations.

### **Academic Staff**

Faculty's academic staff are genuinely enhancing their research interests and bring out their researches substantially in research publications which in turn contribute to the academic programme. In fact, in 2020 itself the Faculty staff has made approximately 268 publications, obtained 12 awards consisting of 04 international and 08 national awards. 44 members of the academic staff are having Doctoral Degrees (PhD) while 97 members are with Master Degrees, out of whom, 31 are currently reading Doctorates.

### **Extra-Curricular Activities**

All the departments of the Faculty have unique extracurricular activities conducted by the undergraduates. Some of the significant events conducted are, Young entrepreneurs' Day organized by Department of Commerce and Financial Management, Investment week by Department of Finance, 'Stylish Marketer'- A Fashion show organized by Department of Marketing Management, '3D's' -Talent show by Department of HRM, and 'Idea Night'- an Internship certificate awarding ceremony by Department of Accountancy.

Given this capacity and also in line with the mission, the Faculty has been rendering its distinctive services to prepare the scholars and the professionals with required capability, skills and attitudes which drives the economy, support civil society and government to make essential decisions in the interest of whole society. Accordingly, the Faculty of Commerce and Management Studies has so far produced more than 10,000 graduates and most of them are in the forefront of managerial ranks in public and private sector organizations, both locally and internationally with some of our graduates being prominent entrepreneurs in the country.

### **Dr. P N D Fernando**

Dean/ Faculty of Commerce & Management Studies

## 2.2. Faculty of Computing & Technology

### Dean

Dr. P G Wijayarathna

*BSc (Kel'ya), MEng. (Uni. of Electro-Communications, Japan), Dr.Eng. (Uni. Electro Electro-Communications, Japan)*

### Assistant Registrar

Mr. N N Kandewatta

### Head/ Department of Computer Systems Engineering

Dr. K G H D Weerasinghe

### Head/ Department of Software Engineering

Dr. S R Liyanage

### Head / Department of Applied Computing

Dr. (Mrs) R A T P Rupasinghe

### Director/National e-Learning Resource Centre (NELRC)

Dr. (Mrs.) M R K N Yatigammana

### Director/Industry Interaction Cell for Computing and Technology (IICfCT)

Dr. P W Samarasekera

The Faculty of Computing and Technology (FCT) was established on the 30<sup>th</sup> of December 2015 by the Gazette notification 1947/24 of the Government of Sri Lanka with three departments, namely, Department of Applied Computing, Department of Computer Systems Engineering and Department of Software Engineering. The new Faculty commenced its operations on 18<sup>th</sup> January 2016.

Academic registration of students in the FCT commenced from the academic year 2015/2016. The FCT started to offer degree programs from the academic year 2015/2016 for the technology stream students, namely, Bachelor of Information and Communication Technology (BICT) Honours and Bachelor of Engineering Technology (BET) Honours. From the academic year 2016/2017 the Faculty started offering the B.Sc. Honours in Computer Science Degree program.

In addition, the faculty will cater to unique computing needs of other faculties too. This will help to improve the computer literacy and the computer usage by undergraduates of other faculties, which is identified as a critical determinant of employability of the graduates.

The Faculty will offer the Postgraduate Programs in the areas of Computer Science, Software Engineering, Information Technology and Engineering Technology. The Master of Science in Information Technology in Education program is developed for the Ministry of Education to train ICT teachers. This program commenced on 29<sup>th</sup> January 2021.

The faculty will conduct research in diverse fields of significant impact. The research enterprise at FCT will expand from fundamental Computer Science research to the development of new technologies with applications to the industry and society as a whole. The discovery and creation of new technology are the essence of the doctoral programs in Computing and Technology. The Faculty is in the process of establishing several Research and Development Centres. The following research centre is already established:

- National e-Learning Resource Centre (NELRC)



The FCT is planning to establish the following Research and Development Centres in near future:

- Center for Nanotechnology
- Language Engineering Research Centre
- Centre for Geoinformatics
- Centre for Computational Mathematics
- Centre for Data Science
- Centre for Cyber Security

Faculty of Computing and Technology has established the Industry Interaction Cell for Computing and Technology (IIC/CT) with the following objectives:

- To encourage computing and technology experts in the university to contribute their knowledge/ experience for the development of national economy.
- To develop computer based systems necessary for the government sector and SMEs at an affordable cost.
- To provide training opportunities for the students with real world jobs
- Encourage external experts to collaborate with FCT for R & D activities.

The Faculty of Computing and Technology is currently located at No.407, Kandy Road, Kelaniya. The construction work of the proposed building complex for the Faculty has already started at Mudunela, Kelaniya by the financial support of the Asian Development Bank.

### **Bachelor of Information and Communication Technology Honours Degree**

The Bachelor of Information and Communication Technology Honours is a four-year degree program. The regular intake is 75. Students who followed the Technology Stream in their A/L are eligible to register for this program. This degree program will help students to build necessary skills, knowledge and attitudes required to function as software developers, network administrators and ICT professionals in the industry. Strong fundamental knowledge in electronics and data communication with supporting hands-on laboratory sessions will provide the necessary skills and knowledge required to design, build and maintain industry standard software and computer networks. Incorporation of highly demanded application areas such as Virtualization and Cloud Computing, Network Management, Wireless and Mobile Communications, Computer Security, Web Programming, Mobile Application Development, Computer Games and Animation, Virtual Reality into the curriculum provides ample flexibility for students to specialize in their own areas of interest. The first two years of the curriculum aims at developing the common competencies expected of an ICT professional while the final two years are devoted for developing specific competencies in chosen areas of specialization. The pathways that are currently on offer are:

- Computer Networking
- Software Systems
- Games and Animation

Students will get an opportunity to work in the industry for six months through the internship module in the 4<sup>th</sup> year. The medium of instructions and examinations is English.

### **Bachelor of Engineering Technology Honours Degree**

The Bachelor of Engineering Technology Honours is a four-year degree program. The regular intake for this degree is 75. Students who followed the Technology Stream in their A/L are eligible to register for this program. This Engineering Technology Honours degree program will have a strong focus on

practical applications of science and technology with the view of preparing the graduates for a wide variety of industry applications. The first two years of the curriculum aims at developing the common competencies expected of an engineering technologist while the final two years are devoted for developing specific competencies in chosen areas of specialization. The pathways that are currently on offer are:

- Material and Process Technology
- Industrial Automation and Robotics
- Sustainable Technologies

Students who follow Industrial Automation will be able to develop skills required to use control systems such as computer or robots and ICT for handling different process and machineries in an industry. The Material and Process teaching specialization focusses on design operation and control of all the activities required to convert raw materials and commodity materials into valuable products, whereas sustainable technology focuses on developing sustainable solutions for the current global and local socio-economic issues.

Students will get an opportunity to work in the industry for six months through the internship module in the 4<sup>th</sup> year. The medium of instructions and examinations is strictly in English only.

### **Bachelor of Science Honours in Computer Science Degree**

This is a four-year degree program leading to the Bachelor of Science Honours in Computer Science Degree offered by the University of Kelaniya. The regular intake for this degree program is 50. Students who followed the Physical Science Stream in their A/L are eligible to register for this program. The course structure of the B.Sc. Honours in Computer Science Degree is designed to align with the recommendations of the Standing Committee on Computing of the UGC, and the computing guidelines of the Association for Computing Machinery (ACM) and the Institute of Electrical and Electronics Engineers (IEEE).

This degree program will help students to build necessary skills, knowledge and attitudes required to function in the software industry, conduct research and disseminate knowledge in Computer Science. Deep fundamental knowledge in theoretical Computer Science with supporting hands-on laboratory sessions will provide the necessary skills and tacit knowledge required to analyses, design, implement and maintain industry standard software. Knowledge on Database Systems, Machine Learning, Data Security, Theory of Compilers, Parallel Computing, High Performance Computing, Digital Forensics, Semantic Web and e-business technologies, Computer Games and Animation, Virtual Reality to the curriculum provides ample flexibility for students to specialize in their own areas of interest. The students can choose the standard pathway in Computer Science or choose one of the following pathways.

- Data Science
- Artificial Intelligence
- Cyber Security
- Scientific Computing

Students will get an opportunity to work in the industry for six months through internship module in the 4<sup>th</sup> year. The medium of instructions and examinations is strictly in English. In the final year, all students should carry out a research project relevant to their area of interest.

### **Industry Interaction Cell for Computing and Technology (IICfCT)**

The Faculty of Computing and Technology (FCT) at the University of Kelaniya has established the Industry Interaction Cell for Computing and Technology (IICfCT) to provide consultancy services for both engineering and computing industries, product development and acceleration to the market, and to establish the industry-faculty business linkage. Through the partnerships with the private and public partner industries, the IICfCT intends to provide reliable and cost-effective solutions to the industries while providing a learning experience to the university students, and collaborative research opportunities to the faculty members. IICfCT obtains human resources from FCT for most of its projects. As of today, the staff members attached to FCT has provided numerous computing and software solutions to private and public entities. The IICfCT also coordinates the professional activities and employability enhancement programs for the students to enhance their soft skills, knowledge, and understanding of the corporate sector. Dr. P. W. Samarasekera is currently serving as the Director of this cell.

### **Learning Centered Education**

The Faculty has adopted the learning centered education pedagogy for its program design and delivery for the first time in Sri Lanka. A series of workshops were conducted both in Sri Lanka and at the University of Oxford, UK under the guidance of Prof. Lynn McAlpine, Professor Emerita of University Education Development, Oxford Learning Institute, University of Oxford to train the staff and adopt the curriculum to reflect learning-centeredness.

The learning centered education approach promotes active learning where the emphasis is placed on creating and managing tasks and activities which will empower student learning, both inside and outside the class. The pedagogical style required to enable active learning is different to traditional lecturing. A different set of instructional and assessment strategies are adopted in the learning centered approach to facilitate independent learning by the students. The lecturer will select appropriate interactive techniques from a host of such techniques available, in addition to mini lectures, to achieve the intended learning outcomes. The lecturer will also use a set of different assessment strategies, both formative and summative, to assess the level of achievement of the intended learning outcomes by each student, based on pre-defined rubrics, during the entire course module. This places less importance on the traditional end of the semester exams, and a considerable percentage of marks will be earned by the students through continuous assessment throughout the module.

### **Industry Advisory Board**

The Faculty of Computing and Technology has established an Industry Advisory Board composed of eminent professionals from the industry, representatives from industry associations as well as representatives from professional associations.

The role of the Industry Advisory Board (IAB) of the Faculty of Computing and Technology (FCT) is to serve as a liaison between the FCT and the industry as well as other institutional stakeholders in order to support the FCT in the formulation and attainment of its Mission and Strategic Objectives. It plays a key role in providing inputs and recommendations to the FCT from an industry perspective and guiding the strategic directions of the FCT in terms of academic programs, research and partnerships.

Mr. Anuradha Tennakoon, Former Country Head/ Engineering Director, Zebra Technologies Lanka (Pvt) Ltd serves as the current chairman of the IAB.

**Outbound Training (OBT)**

The FCT has introduced an outbound training program as an annual event for all its undergraduate students. Through the OBT program, the faculty has taken another step towards changing the attitudes and mindset of students from the traditional classroom environment, and providing a valuable learning experience for accomplishing the life challenges and making a positive impact on their work performance.

The program was successfully held in 2017 & 2018 for the young leaders of the University of Kelaniya, Faculty of Computing and Technology, at the Police Training College Kalutara. The two-day interactive program was organized by the faculty to improve the group dynamics and personality development of the undergraduates of the first-year students of the faculty. The event was geared towards enhancing the skills in competent leadership, building energetic and high-performing teams, trust-building, personality, and self-confidence building, effectively working in diverse environments, facing and succeeding the challenges, creating an open-mind, effective and efficient decision making, and various other important skills that are necessary in improving the quality of student's academic and personal lives.

**Annual Conference**

The International Conference on Advances in Computing and Technology organized by the Faculty of Computing and Technology, University of Kelaniya was inaugurated in 2016 on 25<sup>th</sup> November 2016 at JAIC Hilton, Colombo. The second conference was held on 25<sup>th</sup> July 2017, at the University of Kelaniya. The third conference was held on 26<sup>th</sup> July 2018, at Pegasus Reef Hotel Wattala. The 4<sup>th</sup> Conference was successfully held on the 29<sup>th</sup> of July 2019 at the Auditorium of the Faculty of Social Sciences. The theme of the conference was "Making the World Smart, Autonomous and Sustainable with Advancements in Computing and Technology".

The 5<sup>th</sup> International Conference on Advances in Computing and Technology (ICACT) – 2020, organized by the Faculty of Computing and Technology (FCT), University of Kelaniya was successfully held as an online conference on 28<sup>th</sup> of November 2020. The theme of the conference was "Conquering Global Challenges through Innovations in Computing, Technology, and Education". There were more than 90 research papers implying a very good international participation representing 15 countries including Sri Lanka. And there were papers from almost all the state Universities of Sri Lanka, and from some private higher educational institutes as well.

**The National E-learning Resource Center (NELRC)**

The National E-learning Resource center (NELRC) is established at the University of Kelaniya under the Faculty of Computing and Technology in the year 2017 with approval of Rs.250 million from the government budget of Sri Lanka.

The mission of NELRC is:

"Providing an effective e-learning environment through advanced information and communication technologies to allow the learner to be the center of the education process and to foster necessary employable skilled human resources to the nation".

The objectives of NELRC are:

- Disseminating e-culture through awareness and media campaigns to prepare the community to accept and interact with e-learning.
- Creating a public and private sector partnership for professional and career development
- To promote anywhere, anytime learning in Sri Lanka
- To provide knowledge at the doorstep for rural areas in Sri Lanka
- To promote blended teaching and learning in Sri Lanka

- To act as a professional certification and accreditation authority
- To increase the employability of young people
- To attract overseas investors and outsourcing jobs by creating a national knowledge workforce

To accomplish the said objectives, NELRC is engaging in developing e-learning content, provide consultation on e-learning, and training on e-learning and introduced quality assurance for digital contents. Through its operations of three years' time, NELRC has successfully achieved the major objectives it set at the beginning as follows.

1. Disseminating e-culture through awareness and media campaigns to prepare the community to accept and interact with e-learning.

Introduced Sri Lanka's first interactive online multimedia e-learning production, E-Lankapura. E-Lankapura was aimed to fulfill the requirement of e-citizens of Sri Lanka by educating them on essential digital skills. Further, this product is now being used by the schoolteachers and students for ICT teaching purposes and can be used as reference material in ICT courses.

Successfully conducted a National blended learning workshop in 2018 for schoolteachers and university academics. It is a long-felt need to change the teacher-centered learning system to a student-centered teaching and learning system. It is required to change the mindset of teachers and lecturers' in Sri Lanka and the teaching pedagogy. Blended learning is an essential ingredient in this process. These trained teachers are now using ICT tools for teaching in the classroom and their feedback shows that the training is successful.

Trained university academics on game development, digital teaching, and using software engineering for e-learning. Game and animation have a huge market share in countries like Japan, Korea, and China. There is a potential market for digital games and animation in Sri Lanka too. However, the education system in Sri Lanka has not yet produced the necessary human resources to boost the game and animation industry in Sri Lanka. Sri Lanka Rupavahini Corporation like institutes use digital animations in their education programs and advertisements. There are a lot of challenges faced by them since the Sri Lankan university system has not yet ready to support them. As a result of the above training, NELRC introduced game development as a specialization area for the BICT degree program for the first time in Sri Lanka and the first batch will be passed out in 2021.

NELRC has been invited by prominent electronic media institutes such as ITN and Rupavahini to conduct e-learning and ICT related programs targeting children to adults. Three programs have already been recorded at ITN and four of them telecasted. This promotes the name of the University of Kelaniya in Sri Lanka while providing ICT education to the children

2. To promote anywhere, anytime learning in Sri Lanka
3. To provide knowledge at the doorstep for rural areas in Sri Lanka
4. To promote blended teaching and learning in Sri Lanka

In Sri Lanka, the term "e-learning" is widely used for smart classrooms, hardware, and tools. However, effective, and interactive learning materials play an important role in e-learning. However, a lack of attention in content development hinders the effectiveness of e-learning in Sri Lanka. NELRC has realized this need and takes the initiative to promote digital content development. At the moment, content development is limited to a few institutes or organizations. This limits the use of knowledge and experience of teachers and lecturers in content production. Therefore, NELRC has taken the necessary steps to empower teachers and lecturers to develop their own digital content.

In order to achieve the above three objectives, NELRC has developed an e-learning content development tool called NeLCon Studio. NeLCon studio can be learned after a few hours of training, thus the less

complexity of the tool enables the teachers to develop their own e-learning contents easily while giving much consideration to lesson planning.

Teachers are now developing their own e-learning materials and distributing them to their students. Also, NELRC received very positive feedback from teachers, students as well as parents. Therefore, NELRC was able to achieve objectives 2, 3, and 4 successfully.

5. To act as a professional certification and accreditation authority

For the first time in Sri Lanka, NELRC has developed a quality assurance guideline for digital learning resources. This is the very first attempt made by any organization in Sri Lanka to develop quality assurance guidelines for digital content.

Though NELRC has achieved many of its objectives set at the inception, we are looking forward to strengthening the e-learning industry by conducting more research in the field of e-learning, especially related to the e-learning content tool developed by NELRC, the NeLCon Studio.

**Dr. P G Wijayarathna**

Dean/ Faculty of Computing & Technology

## 2.3. Faculty of Graduate Studies

### Vision

The vision of the Faculty of Graduate Studies (FGS) is based on the purpose of education from ancient times: Natthi vijjā Samānāna (Pali), 'there is no power comparable to knowledge' or ipsa scientia potestas est [Latin] 'knowledge is power.' Therefore, FGS envisages that its graduates will have the knowledge to wield power in different spheres and make the world a better place, through their dedication to research, openness to new ideas, and mastery of analytical skills.

### Mission

The mission of the Faculty of Graduate Studies is to encourage research and dissemination of knowledge at postgraduate level. FGS works with academic staff, students and administrative staff in all the Faculties of the University of Kelaniya to promote excellence in postgraduate education. Hence, FGS works together with all academic departments across the university to provide graduate programs at postgraduate Diplomas, Master's, MPhil, and PhDs to create a dynamic intellectual climate for its students.

### Programmes offered by the FGS

FGS offers a variety of programs, ranging from postgraduate diploma level to doctoral level. Currently, there are over fifty-two programs offered by the FGS in association with all faculties and affiliated institutions. Some of the courses are based only on course work, while others are based on research, and some others are a mix of course work and research. Master of Business (Accounting/Finance) programme conducts in online mode. Curriculum of all postgraduate programmes prepared in par with Sri Lanka Qualification Framework (SLFQ) and approved by the University Grants Commission (UGC). These courses are usually conducted during weekends or evenings, to enable people who are already employed to enhance their knowledge and skills. In order to be more flexible, FGS hopes to be in a position to launch distance learning programmes in the near future.

Postgraduate study at MPhil (Master of Philosophy) and PhD (Doctor of Philosophy) levels are possible in all disciplines of the University of Kelaniya. Research students involve an applicant being assigned to a supervisor for guidance in conducting research. The applicant and supervisor/s work together to achieve the objectives of the research program.

### Doctoral Programmes (PhD/DBA)

Doctoral degree is the highest level of degree a student can obtain. The duration of study for a PhD/DBA is three years, with extensions possible, on recommendations by the supervisor/s. PhD applicants should submit a research proposal to FGS. Purpose of this qualification is to develop a person with a capacity to generate substantive insights in a particular area of study through high quality original research. The qualification holder should be able to provide evidence for generating new knowledge by publications in peer reviewed indexed journals. For a doctoral degree, a candidate is required to carry out high level research under the guidance of a supervisor holding a qualification of this SLQF level or equivalent and make a significant and original academic contribution creating new knowledge. The candidate should submit a thesis incorporating research findings which are assessed and accepted.

The candidate may also be required to follow some course work as preparatory work or for value addition to research. However, this course work shall not contribute to the credits accumulated towards the

qualification. The research may be purely discipline-based or multidisciplinary. The qualification holder should be able to design and carry out independent pure and/or applied research contributing significantly towards the development of new knowledge, supervise and evaluate original research carried out by others in the field of specialization. S/he should be able to demonstrate critical awareness of current issues in the subject area and apply techniques relevant to professional practice.

### **Masters of Philosophy Degree (MPhil)**

The duration of study for MPhil is two years, and the program consists mainly of research. Purpose of this qualification is to develop a person with a capacity of conducting high quality original research without supervision. For an MPhil degree, a candidate is required to carry out high level research under the guidance of a person holding equal or above qualification and make a significant contribution to a particular discipline or field. The research may be pure discipline-based or multidisciplinary. The candidate should submit a thesis incorporating research findings, which is assessed and accepted. The candidate may also be required to follow some course work as preparatory work or for value addition to research. However, this course work shall not contribute to the credit accumulated towards the qualification.

The qualification holder should be able to carry out independent pure and/or applied research contributing significantly towards the development of new knowledge, supervise and evaluate original research carried out by others in the field of specialization leading to qualifications of SLQF levels up to 10. S/he should also be able to make judgments on complex issues in the area of expertise and communicate her/his ideas and conclusions clearly to specialist and non-specialist audiences. S/he should demonstrate self-direction and originality in tackling and solving problems and be able to plan and implement tasks at a professional level. The qualification holder should also be able to demonstrate critical awareness of current issues in the subject area and be able to apply techniques relevant to professional practice.

### **Masters programmes -Coursework and Coursework plus research programs**

<u>Field of Study</u>	<u>No of Programmes Offered</u>
Commerce & Business Management	07
Humanities	09
Social Sciences	18
Science	10
Medical Sciences	01
Multidisciplinary Studies related to Health	06
Computing	01

### **Commerce & Business Management**

- |   |                                  |
|---|----------------------------------|
| • Master of Business (MBus)- (Accounting/Finance) | 2 years (Course & Research work) |
| • Master of Business Administration (MBA)         | 2 years (Course & Research work) |
| • Master of Commerce (MCom)                       | 2 years (Course & Research work) |
| • Master of Human Resource Management (MHRM)      | 2 years (Course & Research work) |
| • Master of Business Management in Marketing      | 2 years (Course & Research work) |
| • Postgraduate Diploma in Marketing (PGDMKT)      | 1 years (Course & Research work) |
| • Master of Business Studies 1 year (Course work) | (To be started)                  |



## Humanities

- MA in Buddhist Studies (Sinhala) 2 years (Course & Research work)
- MA in Buddhist Studies (English) 2 years (Course & Research work)
- MA in Buddhist Studies (Sinhala) 1 year (Coursework)
- MA in Buddhist Studies (English) 1 year (Coursework)
- MA in Christian Studies 1 year (Coursework)
- MA in Dance 2 years (Coursework)
- MA in Drama and Theatre 1 year (Coursework)
- MA in Fine Arts 2 years (Coursework)
- MA in Linguistics (Sinhala) 2 years (Course & Research work)
- MA in Linguistics (English) 2 years (Course & Research work)
- MA in Music 2 years (Coursework)
- MA in Sinhala 2 years (Course & Research work)

## Science

- MSc in Applied Microbiology 2 years (Course & Research work)
- MSc in Food & Nutrition 2 years (Course & Research work)
- MSc in Industrial and Environment Chemistry 2 years (Course & Research work)
- MSc in Crop Protection and Plant Biotechnology 2 years (Course & Research work)
- MSc in Aquaculture and Fisheries Management 2 years (Course & Research work)
- MSc in Environmental Management MSc (Env Mgt) 02 years (Course & Research work) [to be started]
- Master of Information Technology (MIT) 01 year (Coursework)
- Master of Environmental Management (MEnv Mgt) 01 year (Coursework) [to be started]
- Master of Data Analytics (MDA) 01 year (Coursework) [to be started]
- Postgraduate Diploma in Information Technology (PGDIT) 01 year (Coursework)

## Social Sciences

- MA in Archaeology 1 year (Coursework)
- MA in Economics (Sinhala) 1 year (Coursework)
- MA in Economics (English) 1 year (Coursework)
- MA in History 1 year (Coursework)
- MA in Library and Information Science 1 year (Coursework)
- MA in Mass Communication 1 year (Coursework)
- MA in Philosophy 1 year (Coursework)
- MA in Political Science 1 year (Coursework)
- MA in Sociology (Sinhala) 1 year (Coursework)
- MA in Sociology (English) 1 year (Coursework)
- MA in Geography 1 year (Coursework)
- MSc in Archaeology 2 years (Coursework & Research)
- MSc in Economics (Sinhala) 2 years (Coursework & Research)
- MSc in Economics (English) 2 years (Coursework & Research)
- MSc in Geography 2 years (Coursework & Research)
- MSc in History 2 years (Coursework & Research)
- MSc in Library and Information Science 2 years (Coursework & Research)
- MSc in Mass Communication 2 years (Coursework & Research)
- MSc in Philosophy 2 years (Coursework & Research)
- MSc in Political Science 2 years (Coursework & Research)
- MSc in Sociology (Sinhala) 2 years (Coursework & Research)
- MSc in Sociology (English) 2 years (Coursework & Research)

## Medical Sciences

- Master of Public Health 2 years (Course & Research work)

## Multi-Disciplinary Studies

- Master of Health Economics (MHE) 1 year (Course Work) [to be started]
- Postgraduate Diploma in Health Economics (PGDHE)- 1 year (Course Work) [to be started]
- Master of Health Services Management (MHSM) – 1 year (Course Work) [to be started]
- Postgraduate Diploma in Health Services Management (PGDHSM) – 1 year (Course Work) [to be started]
- Master of Medical Statistics (MMS) - 1 year (Course Work) [to be started]
- Postgraduate Diploma in Medical Statistics (PGDMS) – 1 year (Course work)

## Computing

- MSc in Information Technology in Education – 2 years (Course Work & Research) [to be started]

## Programmes offered by the FGS at International Education Centers

- Benhuan University, China – Master of Arts in Buddhist Studies.
- Malaysian Buddhist Academy, Malaysia – Master of Arts in Buddhist Studies.
- Cambrian International Study Centre (CISC), Bangladesh - MBA Programme.
- CQ University, Australia and University of Kelaniya – Joint degree programme -MBus (Accounting/Finance) and MPA Programme.

## Foreign Collaborations

- Deakin University, Australia
- Shinshu University, Japan
- Kyoto College of Graduate Studies for Informatics, Japan

## Benhuan University, China and Malaysian Buddhist Academy – Master of Arts in Buddhist Studies

FGS conducts Master of Arts in Buddhist Studies programme in China and Malaysia.

## MBA- Programme- Cambrian International Study Centre (CISC), in Bangladesh

FGS provides MBA programme of the University of Kelaniya in Bangladesh through an exclusive corporate partner, Cambrian International Study Centre (CISC) in Dhaka. The CISC is a part of the BSB-Cambrian Education Group, one of the leading private education providers in Bangladesh. CISC and UoK agreed to conduct Master of Business Administration (MBA) in Bangladeshi students commencing from Academic year 2018. Fourteen students were enrolled in 2018 and 20 students were enrolled in 2019.

## Deakin University, Australia and University of Kelaniya

The Memorandum of Understanding (MoU), between Deakin University, Australia and University of Kelaniya signed on 26<sup>th</sup> of April 2018. The MoU signifies the joint aspirations of Deakin University and University of Kelaniya to develop a strategic alliance in international education between Australia, and Sri Lanka. Deakin University hopes to deliver offshore PhDs in collaboration with University of Kelaniya in Sri Lanka and exchange of staff, students, educational resources and publications, joint research, teaching and learning, and collaborative projects are envisaged through the new partnership.

## CQ University, Australia and University of Kelaniya

The Memorandum of Understanding (MoU), between Central Queensland University (CQ University), Australia and University of Kelaniya signed on 4<sup>th</sup> of June 2018. The MoU signifies the joint aspirations of CQ University and University of Kelaniya to develop a strategic alliance in international education between Australia, and Sri Lanka. University of Kelaniya and CQ University agreed jointly to offer

Accounting degree programme. Accordingly, the University has commenced Master of Professional Accounting (MPA) Programme in Collaboration with CQ University, Australia in 2019.

### **Kyoto College of Graduate School for Informatics, Japan and University of Kelaniya**

The Memorandum of Understanding (MOU), between the Kyoto College of Graduate School for Informatics (KCGI), Japan and University of Kelaniya signed on 23rd of May 2019 at the Vice-Chancellor's Office, University of Kelaniya to offer joint degree programmes. The education model is based on professional style school, which emphasizes practical knowledge and aims to develop high-quality human resources who are familiar with Japanese, English and IT.

### **Improvement of Research Skills of Postgraduate Students**

FGS Started in 2017, a short-term programme for Improvement of Research Skills of Postgraduate research students who are interested in their knowledge and skills in research methodology and scientific writing. Fifty-seven students participated in 2017 and 87 students participated in 2018. 144 students participated in 2020.

### **Computer System**

The University of Kelaniya is moving towards becoming the first university to successfully adopt green practices in Sri Lanka. We are beginning to move towards a 'paperless' society. In keeping with the concept, FGS established fully digitalized management system in 2016 for students' administration and online access will be available through the System. All online information will be accessible via smart phone or iPad.

### **COVID 19 and regulatory activities of FGS in 2020**

The COVID 19 pandemic control measures imposed by the Health Authorities lead to challenges in normal academic and administration activities of FGS. The impact was also witnessed in the physical delivery of lectures and conducting exams by participating physically and further, contacting the students and staff when seeking additional information due to work from home arrangements of the staff of FGS. Therefore, FGS revisited the mechanisms leading to changing the practices adopted, in order to maximize the use of available existing IT infrastructure. As a result, these new opportunities were seen to have been maximized with the staff approaching through electronic medium in respect of accessing exam reports, generating letters, conducting technical discussions, updating records and in conducting exams and meetings. Finally, FGS could manage to conduct lectures and exams of all postgraduate programmes as scheduled by virtual environment.

### **Prof J M D Ariyaratna**

Dean/ Faculty of Graduate Studies

## 2.4. Faculty of Humanities

### Vision

To become a Centre of Excellence in the field of Humanities.

### Mission

To strengthen human resources through education and research in the fields of Language, arts and religion.

### Objectives of the Faculty

- To maintain the highest standards in the disciplines of Languages, Arts and Religious studies.
- To provide quality education for students by developing the academic curriculum.
- To provide students the opportunity to gain foreign exposure through student exchange programs.
- To give students practical experience and make them work-through internship programs.
- To develop research activities in the faculty and to explore and solve academic issues related to Humanities discipline.
- To use attractive modern teaching methodologies including student-centered teaching and learning methods.
- To improve the infrastructure facilities of the faculty and to create a learner friendly environment.
- To establish Smart Classrooms to make teaching more effective.

### Introduction on Degree Programs of the Faculty

The Faculty of Humanities consists of nine departments which offer Bachelor of Arts (General) Degree courses and Bachelor of Arts (Special) degree courses. The names of the departments and the subjects offered for the Bachelor of Arts Degree by those departments are listed below.

*Table 2-2: Department and are of specializations of the Faculty of Humanities*

Department		Area of Specializations
Department of Sinhala		Sinhala, Literary Criticism
Department of English		English Language and Literature
Department of Pali and Buddhist Studies		Pali, Buddhist Culture, Buddhist Philosophy
Department of Sanskrit and Eastern Studies		Sanskrit, Vastu Vidya
Department of Hindi		Hindi
Department of Modern Languages		French, German, Russian, Japanese, Chinese, Korean
Department of Linguistics		Linguistics, Translation Methods, Tamil, Tamil as a Second language
Department of Western Classical Culture and Christian Culture		Western Classical Culture, Christian Culture
DELT (Department of English Language Teaching)		Teaching English as a Second language
Department of Fine Arts	Drama & Theatre and Image Arts Unit	Drama and Theatre, Image Arts(Photography, Television and Cinema)
	Visual Arts & Design and Performing Arts Unit	Visual Arts(Arts, Computer Design), Performing Arts (Music, Dancing)

**Research Highlights and Research Conferences**

- The best highlight of research activity in 2020 is the organizing of the 5th International Conference on the Humanities themed “Retrospection for future perspectives” which was first scheduled to be held in September 2020 and rescheduled to be held in May, 2021 as a webinar due to the COVID-19 pandemic.
- The Faculty will also be holding HUG 2021, the undergraduate research symposium in 2021. This will be an opportunity to present the original research projects of undergraduates of the Faculty of Humanities.
- Publication of “Dhi”; the annual Journal Faculty.

**Special Achievements of the Year**

- Successfully completed the revision of curricula of BA degree programs under the AHEAD project.
- Successfully completed the revision of curricula of BA (Honors) degree programs under the AHEAD project.
- An internship program was introduced to the BA (Honors) degree program.

**Future Prospects**

- Establishing smart classrooms in the Faculty.
- Publishing a journal based on the series of seminars which will be held on the occasion of the 100<sup>th</sup> anniversary of the Humanities and Social Sciences Faculties.
- Establishing a conference hall in the Faculty.

**Evolution and Milestones**

- To strengthen collaborations with foreign universities in order to enable students to study in those universities under student exchange programs.
- To upgrade the Faculty to an International level.
- To enhance Computer Assisted Learning in the faculty.

**Mr. Sudath Senarath**

Dean/ Faculty of Humanities

## 2.5. Faculty of Medicine

### Overview

The Faculty of Medicine is in Ragama, in a spacious, campus of about 35 acres. It commenced activities in September 1991. In 2019, the 24<sup>th</sup> batch of medical students and the 7<sup>th</sup> batch of BSc (Speech & Hearing Sciences) students graduated from the Faculty. The 30<sup>th</sup> and 31<sup>st</sup> batches of students for the MBBS degree program, and the 12<sup>th</sup> batch of students for the BSc (SHS) degree program were enrolled in 2019.

Postgraduate programs include the Master of Public Health (Epidemiology) program, and research degrees leading to award of PhD, MD, and MPhil in medical sciences. The Faculty also offers two external degree programs in conjunction with the Centre for Distance & Continuing Education: a BSc in Occupational Therapy, and a BSc in Physiotherapy.

As of December 2020, the Faculty had 1325 undergraduate students. They include 45 students from overseas, mainly from other South Asian countries. There was no new intake of students for the year 2020.

The Faculty has 130 academic staff on the permanent cadre, as well as about 40 on the temporary cadre, and over 60 visiting staff that include consultants who are attached to the affiliated teaching hospitals. Recruitment of further staff members for vacancies in the various departments were held up during 2020 due to the COVID situation. Due to the same reasons the academic staff promotions were held up.

The Faculty prides itself on its research activities, and its output is amongst the highest in medical faculties in Sri Lanka. Two of its senior staff members have been named among the top 2% researchers worldwide and the top 20 Sri Lankan researchers by the Stanford University. The faculty contribution to the e-repository of the University is 3500.

### Vision

The Faculty aspires to be an internationally recognized institution of higher education in a culture of excellence and integrity that helps to generate and impart knowledge in the medical sciences.

### Mission

The Faculty of Medicine

- Educates medical students, postgraduate doctors, allied health care professionals and the public,
- Provides patient oriented medical care to prevent, diagnose and treat human illness, and
- Conducts basic, applied, and clinical research,

in an environment of high-quality education that nurtures a spirit of inquiry, initiative, equality and social responsibility.

Graduates of the Faculty will have the knowledge, the skills, and attitudes to be successful in providing services to the community, country and beyond as individuals and opinion leaders in a globalized health care environment.

At the Faculty of Medicine, knowledge is advanced by an academic community with a passion for teaching, student training and scientific enquiry. By providing an excellent environment for learning and research, we will encourage scholarship at the highest level.

**Qualifications offered by the faculty**

The qualifications offered by the Faculty at present are as follows:

Undergraduate degrees:

- Bachelor of Medicine & Bachelor of Surgery
- Bachelor of Science (Speech & Hearing Sciences)

Postgraduate degrees

- Doctor of Philosophy (PhD)
- Doctor of Medicine (DM)
- Master of Philosophy (MPhil)
- Master of Public Health (MPH)

Faculty of Medicine aims to produce a graduate who is:

A Practitioner with competence in

1. Clinical Assessment and management of patients
2. Communication
3. Populations health and health systems and
4. Information management

A Scientist with competence in

5. Scientific basis of medicine
6. Critical thinking and research

And a Professional with competence in

7. Professional values, attitudes, and ethics.

The MBBS study program is of 5-year duration with an organ system based, integrated curriculum. It has 3 phases of study with a bar examination as listed below.

- First Examination for Medical Degrees
- Second Examination for Medical Degrees
- Final Examination for Medical Degrees

**Teaching learning activities during the year 2020**

Whilst a curriculum revision has not taken place there was a major change in the teaching learning methods adopted due to the COVID – 19 pandemics. All lectures were conducted online from the last week of March 2020, whilst many of the practical and tutorials were converted to online interactive activities. The Final year examination was held in June 2020 following the lifting of the country wide curfew. The Faculty of Medicine was closed again in October 2020 due to the second wave affecting the Gampaha District and Ragama in particular. However, by the end of December many of the examinations that were postponed were conducted on site.

**The BSc Speech and Hearing Sciences degree program**

This program offered by the Faculty of Medicine is the first approved professional training program leading to a BSc Degree in Speech and Hearing Sciences (specializing in speech & Language Therapy or in Audiology) in Sri Lanka. The BSc (SHS) is a four-year program of study. The curriculum is based on the course unit system.



The Training Centre, Ayati ('Hope' in Sanskrit) centre was setup in 2019 to help clients with various disabilities. The Centre is supported by the Ayati Trust with technical expertise being provided by the Faculty of Medicine, University of Kelaniya.

The training center "Ayati" began offering its services to the public in February 2020 and since then, has registered over 6000 outpatients.

**Future prospects:**

The establishment of a skills laboratory for minimally invasive surgical techniques in the department of surgery in collaboration with Covidien Pvt (Ltd) (Medtronics) an established industry partner to improve undergraduate teaching in Anatomy and postgraduate surgical training in minimally invasive techniques is planned for the year 2021.

A proposal to establish health and data science unit at the Faculty of Medicine has been approved by the Senate and measures will be undertaken to develop this unit in order to upgrade the research capacity of the staff and students and facilitate online teaching of undergraduates.

The division of anesthesia, critical care, and pain medicine under the Department of Surgery which was proposed in 2020 is to be established and developed by the recruitment of a Senior Lecturer / Lecturer in this field.

The upgrading of the liver transplantation services by building a transplantation center/ medical facility within the faculty premises – "Revive" project. Break

**Professor (Mrs) J D S Hewavisenthi**

Dean/ Faculty of Medicine

## 2.6. Faculty of Science

### Mission

The mission of the Faculty of Science of the University of Kelaniya is to produce highly motivated graduates and postgraduates capable of making a significant contribution to national development and the wellbeing of mankind, and to conduct research and provide advisory and consultancy services in various scientific disciplines to foster a better understanding of the environment for sustainable use and conservation of natural resources.

### Introduction of the Faculty

The Faculty of Science, University of Kelaniya is one of the seven Faculties of University of Kelaniya which was established in 1967. At present, the Faculty of Science consists of 08 academic departments namely the Departments of Chemistry, Industrial Management, Mathematics, Microbiology, Physics and Electronics, Plant and Molecular Biology, Statistics & Computer Science, Zoology and Environmental Management, and the Software Engineering Teaching Unit.

### Brief Introduction on Degree Programs of the Faculty

The Faculty of Science offers 3 Bachelor of Science Degree Programs of 3-year duration, and 15 Bachelor of Science Honours Degree Programs of 4-year duration.

The Bachelor of Science Degree Programs are;

1. Bachelor of Science
2. Bachelor of Science in Environmental Conservation and Management (ENCM)
3. Bachelor of Science in Physics and Electronics (PE)

The Bachelor of Science Honours Degree Programs are;

1. Bachelor of Science Honours in Biochemistry
2. Bachelor of Science Honours in Botany
3. Bachelor of Science Honours in Chemistry
4. Bachelor of Science Honours in Computer Science
5. Bachelor of Science Honours in Computer Studies
6. Bachelor of Science Honours in Environmental Conservation and Management
7. Bachelor of Science Honours in Management and Information Technology (MIT)
8. Bachelor of Science Honours in Mathematical Physics
9. Bachelor of Science Honours in Mathematics
10. Bachelor of Science Honours in Microbiology
11. Bachelor of Science Honours in Molecular Biology & Plant Biotechnology
12. Bachelor of Science Honours in Physics
13. Bachelor of Science Honours in Software Engineering (SENG)
14. Bachelor of Science Honours in Statistics
15. Bachelor of Science Honours in Zoology

The Faculty student intake for 2018/2019 Academic year was 700, and currently it serves for 2183 undergraduates. The faculty consists of 129 academic staff, 01 academic support staff and 96 non-academic staff.

Annual student intake to the streams of Biological Sciences and Physical Sciences are 185 and 300 respectively. The faculty also admits 100 students to the BSc Hons in MIT, 60 students to the BSc in ENCM and 50 students each for the BSc Hons in SENG, and BSc in PE Degree Programs through separate windows.

Students of Physical Sciences and Biological Sciences are offered a range of Auxiliary courses from the Faculties of Commerce & Management Studies, Humanities, and Social Sciences.

At present, the Faculty of Science conducts 10 MSc Degree Programs and 2 Postgraduate Diploma Programs.

The Faculty received approval from the University Grants Commission for the following Honours degree programs in the year 2020;

1. Bachelor of Science Honours in Applied Chemistry
2. Bachelor of Science Honours in Electronics and Computer Science
3. Bachelor of Science Honours in Sports Science

Academic programs of the Faculty operate on a modularized credit based 'Course Unit System' with 02 semesters per academic year with end-of-semester examinations and continuous assessments. It offers a variety of course unit combinations specifically designed to provide maximum possible flexibility in the choice of subjects.

### **Current Progress**

The Faculty of Science was able to secure the following external grants amounting to LKR 360 million under the World Bank funded AHEAD operations, and the related works have been started in year 2020, and are being continued;

1. ELTA – ELSE Faculty proposal – LKR 100 million,
2. Development Oriented Research – LKR 40 million,
3. ELTA – ELSE Department vice proposals
  - a. Department of Industrial Management – LKR 15 million,
  - b. Department of Plant and Molecular Biology – LKR 15 million,
4. Enhancement of student enrolment in STEM disciplines
  - a. Department of Industrial Management – LKR 50 million,
  - b. Department of Chemistry - LKR 20 million,
  - c. Department of Mathematics - LKR 20 million,
  - d. Departments of Mathematics, Physics and Statistics & Computer Science - LKR 20 million,
5. Research Innovation and Commercialization (RIC)
  - a. Department of Chemistry – LKR 40 million, and
  - b. Department of Physics and Electronics – LKR 40 million.

The construction of the six storied building in the Faculty of Science has been completed, and the building will be put into use by the Department of Industrial Management to conduct the BSc Honours Degree Program in Management & Information Technology. The construction of another new lecture theatre complex is in progress, and it will further facilitate student-centered learning activities in the Faculty of Science.

The following established centres and units are functioning under the Faculty of Science;

- Repair and Instrumentation Unit - Maintained by the Department of Physics and Electronics, and carries out repair and maintenance work of the electric and electronic items including laboratory equipment, instruments, devices, etc.,

- National Glass Blowing Centre - Provides a unique service to government and private sector by undertaking manufacture and repair of a variety of glassware for their needs,
- Research and Services Centre (RSC) - Set up under the HETC Window 4 project, and meant for facilitating and promoting commercialization of research and related activities of the Faculty of Science,
- The Regional Centre for "Ant Research" - Established at the Department of Zoology & Environmental Management in 2016, and conducts international training programs on sampling methods and identification of ants, and maintains information on the habitats, families and unique behaviors of ants,
- Solar Solutions Centre (SSC) - Established in February 2016 to strengthen the green concept of the University of Kelaniya. The Centre has designed and manufactured a full featured solar powered wheelchair and a solar power assisted boiler for the main canteen. At present, the Centre is focusing on manufacturing a low-cost small-scale energy solution to make solar energy far more affordable for the communities,
- Central Equipment Laboratory - Established in June 2012 as an activity of the HETC QIG Window 3 Program and provides facilities to conduct centralized research activities at the Faculty. At present, this laboratory is equipped with equipment worth around LKR 20 Million.

### **Special Achievements of the year**

The academic staff members of the Faculty received three patents for the following inventions from the National Intellectual Property Office of Sri Lanka;

1. A method for improving the shelf life and oxidative stability of bakery products using coconut oil cake (Poonac extract) (Department of Chemistry),
2. A method for improving the shelf life and oxidative stability of bakery products using Psidium guineense Sw leaf extract (Department of Chemistry), and
3. Auto Removing Regulator for Liquefied Petroleum Gas Cylinders and Electricity CUT-OFF System at Gas Leakages (Department of Physics and Electronics).

The 'Elzian Agro' team of the Software Engineering Teaching Unit has secured the Global Second Place and the Most Popular team on Instagram at the ERICSSON INNOVATION AWARDS 2020.

The "International conference on Applied and Pure Sciences" of the Faculty of Science was held virtually on 26 November 2020 under the theme "Science, Technology & Innovation for Economic Recovery".

### **Future Prospects**

The Faculty of Science is planning to introduce the following programs in the near future;

1. BSc in Data Science & Analytics,
2. BSc Honours Degree - 3 plus 1-degree program,
3. BSc in Software Engineering – External Degree,
4. Diploma in Astronomy,
5. Diploma in Computer Science, and
6. Diploma in Information Technology.

Due to the dedication, inspiration and hard work of staff and students, the Faculty of Science of the University of Kelaniya has now become a Centre of Excellence in Tertiary Education in Sri Lanka. The Faculty of Science has created a conducive environment to promote freedom of thought, innovation, and

creativity. The graduates who are endowed to the nation from the Faculty will undoubtedly contribute significantly to the progression and wellbeing of the mankind globally.

With this capacity and in line with the mission, the Faculty of Science has been rendering its distinctive services to prepare and produce scholars and professionals with capabilities, skills, and attitudes to drive the economy, support civil society and government and in making essential decisions for the interest of mankind. Break

**Professor S R D Kalingamudali**

Dean/ Faculty of Science

## 2.7. Faculty of Social Sciences

### Overview

The **Faculty of Social Sciences**, in terms of student population, is the largest faculty in the University of Kelaniya. Although it was instituted in the academic year **1981/82**, it's constituted of the University, itself.

At the beginning, the Vidyalkara University, the predecessor of the University of Kelaniya, consisted of several faculties including the Faculty of Arts which was divided into two namely, the Faculty of Social Sciences and the Faculty of Humanities. Owing mainly to their common origin, these two faculties still maintain a close relationship.

The academic staff of the departments represents a fine blend of academicians and professionals. While the traditional disciplines of History, Archeology, Geography, Philosophy, Economics and Sociology strengthen the academic content of the faculty, the new departments like Mass Communication, International Studies, Library & Information Science, Social Statistics and Sport Science & Physical Education have opened their doors to professionals. The Faculty of Social Sciences at the University of Kelaniya was the first to house Department of Mass Communication and Department of Sport Science & Physical Education in a university in Sri Lanka.

The Faculty consists and delivers its services under following 12 Departments.

- Department of Archeology
- Department of Economics
- Department of Geography
- Department of History
- Department of International Studies
- Department of Library and Information Science
- Department of Mass Communication
- Department of Philosophy
- Department of Political Science
- Department of Sociology
- Department of Social Statistics
- Department of Sports Science and Physical Education

The Faculty offers Bachelor's degrees in 18 subject areas. Students enrolled can either follow general degree or complete special degree in a specific subject stream based on academic excellence. The Faculty of Social Sciences offers Post Graduate Degree Programs for Students to complete one year Masters in Arts and 2 year Masters in Social Sciences degrees. Moreover, researchers and academia can enroll and work on their Master of Philosophy and PhD degrees.

### Vision and Mission

**Vision:** To maintain excellence by nurturing independent thought, critical analysis, awareness of social responsibility, respect for cultural diversity and ethical values through multi-disciplinary and inter-disciplinary collaboration with a commitment to development of Sri Lanka in particular and South Asia in general.

**Mission:** To advance and promote the socio-economic, political, cultural and academic development of Sri Lankan society through teaching, research, innovation and intellectual leadership.

- Main objective of the faculty is to create suitable environment for the students and academia to exclusive research culture.
- To promote and distribute knowledge among local and international community.
- Inculcate human values to withstand local and global challenges.
- Incorporating technical advancement to develop and utilize facilities and resources.
- Unlocking more opportunities to students to achieve more academic and professional goals.

### **Diploma Courses offered by the Faculty**

1. Diploma in GIS
2. Diploma in Disaster Management
3. Diploma in History
4. Diploma in International Studies
5. Diploma in MACO
6. Diploma in Public Relations
7. Diploma in Library and Information Science
8. Diploma in Information Management and Technology programme
9. Higher Diploma in Library and Information Science
10. Diploma in Correction and Rehabilitation for Prison officers (DCRP)
11. Higher Diploma in Public Relations
12. Diploma in Sport Management

### **Master degree programmes offered by the Faculty**

- MA and MSSc in Archeology
- MA and MSSc in Economics
- MA and MSSc in History
- MA and MSSc in Library and Information Science
- MA and MSSc in Mass Communication
- MA and MSSc in Philosophy
- MA and MSSc in Political Science
- MA and MSSc in Sociology
- MA and MSSc in Geography

### **Research & Development**

Research Environment of the Faculty of Social Sciences encourages academia and students to be focused on high quality scholarly research. The Faculty encourages students and academia to complete academic qualifications up to Doctoral level to be equipped with knowledge and to gain experience. MPhil and PhD degree programs offered by the faculty encourage academia on creating exclusive research environment. Moreover, faculty encourages researchers by allocating internal funds for cutting edge research. Faculty members were able to secure external funding for their research and projects which benefits University at large during recent years.

The Faculty of Social Sciences works on achieving research excellence by acquiring external funding in competitive environment. In year 2020, the Department of Economics won a prestigious World Bank award worth 10 million rupees under Accelerated Higher Education Expansion and Development (AHEAD) program, which in turn indicates the research capacity of the department.

Research publications and National & International research conferences / symposiums are organized in departmental level. These International Journal publications and conferences open university to broader academic audiences and students are involved in this process at different levels gaining lifetime academic experiences.

Following list shows academic activities conducted in each department.

***Arthika Vidya*** – Journal by Department of Economics

***International Perspective on “Marketing Library programs, services and Initiatives in time of Infodemic”*** – Academic Conference by Department of International Studies

***Deshapalanika Vidya Shasthriya Lipi Sangrhaya*** – Department of Political Science

***Journal of social statistics*** – by Department of Social Statistics

***Statica International Journal of Academic Research*** - by Department of Social Statistics

***Samaja Sameekshana Shasthriya Lipi*** – by Department of Sociology

Moreover, Student based activities and initiatives have been implemented by different departments focusing on enhancing knowledge regimes to the student community and broader society.

### **Awards**

During recently concluded Vice-Chancellor’s Awards 2020, scholars / academic staff members from the Faculty of Social Sciences were recognized for their research and academic excellence

- Senior Professor (Mr.) W.A. Weerasooriya was awarded Gold Plated Medal for 35 years of Continuous and Meritorious Service
- Dr. (Mrs.) Namalee Suraweera received an award for the Outstanding Senior Researcher
- Dr. (Mrs.) Priyanwada Wanigasooriya received an award for the Outstanding Senior Researcher
- Dr. (Mrs.) H. R. S. Sulochani was awarded the Best Young researcher award of the Faculty of Social Sciences

### **Other Achievements**

- Prob. Lecturer (Ms.) D. S. Kodithuwakku – Best Research Award 2<sup>nd</sup> Runner up (Postgraduate Category) – IASSL – Academic Session 2020

### **Prospects**

- To facilitate the graduate profiles of the Faculty to accelerate career opportunities
- To develop soft-skills of undergraduates to enhance professional competencies
- To improve the quality of research and publications of staff and undergraduates
- To promote regular contacts with stakeholders to get feedbacks
- To achieve excellence in research activities addressing national level challenges
- To facilitate the syllabus revisions within required time frames
- To improve the knowledge of information technology of the undergraduates

**Professor M M Gunatilake**

Dean / Faculty of Social Sciences



### 3. Students of the University

The University of Kelaniya has a student population of 112,014 students as at December 31, 2020. The following figure 3-1 indicates the breakdown of student enrollment

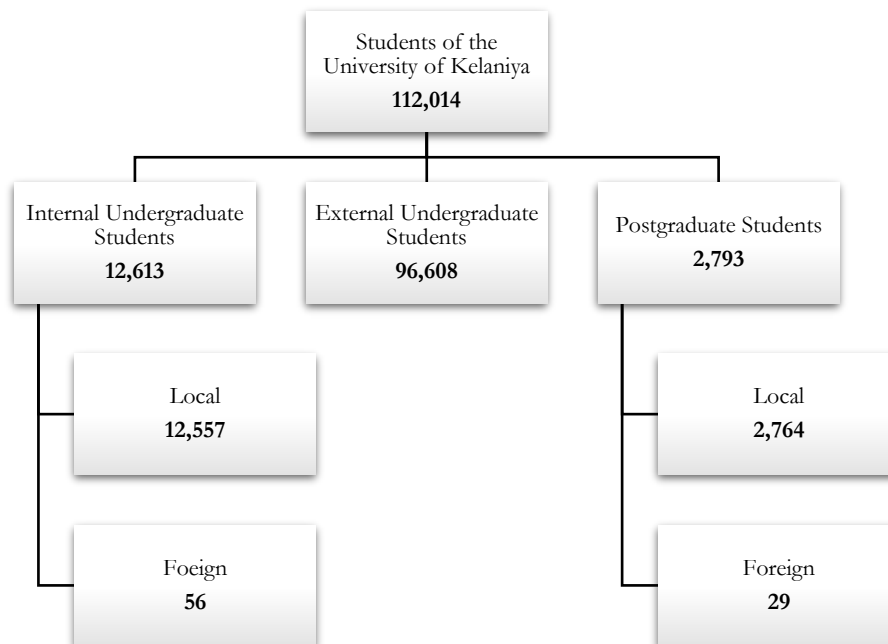


Figure 3-1: Total student enrollment of the University of Kelaniya

#### 3.1. New Enrollment for the Internal Undergraduate Programs 2018/19

The University of Kelaniya has enrolled a total of 3,298 local freshmen and 2 foreign freshmen for the undergraduate programs in 2020 for the academic year 2018/19. Out of the total 3,300 first year undergraduates 69% (2,289) are female undergraduates while 31% (1,011) are male undergraduates. Considering the Faculty enrollment, the highest new enrollment is for the Faculty of Commerce & Management Studies and the Faculty of Social Sciences (743 each) while the least is for the Faculty of Computing & Technology (203). Following figure 3-2 depicts the student enrollment by each Faculty and figure 3-2 illustrates the enrollment by the gender.

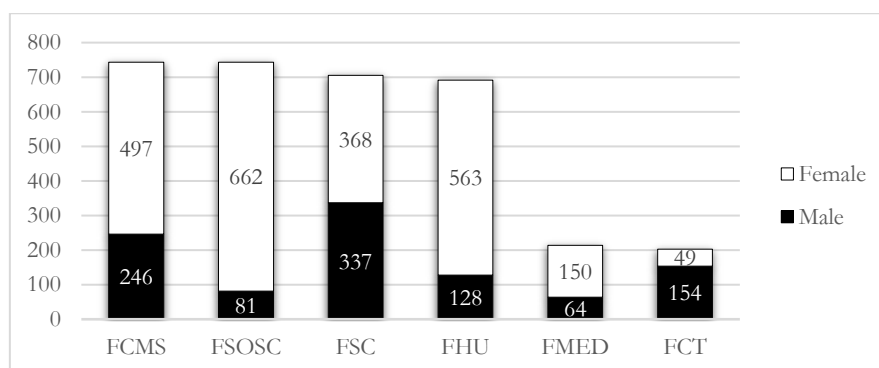


Figure 3-2: Student enrollment by the faculty

**a. Local Entry**

Total of 3,298 students have registered for the study programs under local category. As stated in the below table 3-1, the highest enrollment is for the Social Sciences program of the Faculty of Social Sciences and the least enrollment is for the Western Classical Culture program of the Faculty of Humanities.

Table 3-1: New entrants - local entry 2018/19

Faculty	Program of study	Agreed Intake	Number Registered	Number Following
FCMS	Commerce	200	197	197
	Financial Engineering	50	50	51
	Management	500	496	495
FCT	Computer Science	50	48	43
	Engineering Technology	86	86	86
	Information Communication Technology	75	75	74
FHU	Buddhist Philosophy	7	7	7
	Christian Culture	-	4	4
	English	15	13	11
	Film & Television Studies	50	47	47
	Hindi	15	8	7
	Humanities	*	*	535(1)
	Literary Criticism	15	3	3
	Pali	7	6	5
	Sanskrit	15	13	12
	Teaching English as a Second Language	50	45	35
	Translation Studies	25	24	24
	Western Classical Culture	5	2	1
FMED	Medicine	165	166	166
	Speech & Hearing Science	50	48	47
FSC	Biological Science	185	179	179
	Environmental Conservation Management	60	55	55
	Management & Information Technology	100	98	98
	Physical Science	300	282	282
	Physical Science - ICT (Physics & Electronics)	50	43	43
	Software Engineering	50	48	48
FSOSC	Peace & Conflict Resolution	35	34	34
	Social Sciences	*	*	709(2)
FHU & FSOSC	Arts	1200	1283	1244(1+2)
<b>Grand Total</b>		<b>3360</b>	<b>3360</b>	<b>3298</b>

### ***b. Foreign Entry***

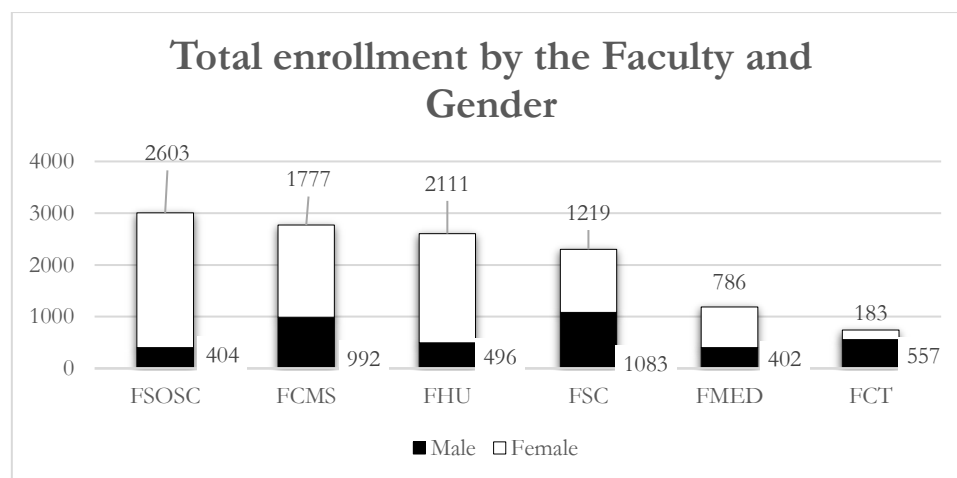
Two students have been enrolled for the MBBS program conducted by the Faculty of Medicine under foreign category. Table 3-2 states further information regarding the enrollment.

*Table 3-2: New entrants- foreign entry 2018/19*

Faculty	Program of study	Year of Intake	Country	Number of students registered
FMED	Medicine	2018/19	Canada	1
			Sri Lanka	1

### **3.2. Total Enrollment for the Internal Undergraduate Programs 2018/19**

At the end of 2020, the University has 12,613 students. The highest number of students belong to the Faculty of Social Sciences while the least belong to the Faculty of Computing & Technology. Moreover, the highest number of students are following the Social Sciences program of the Faculty of Social Sciences and the least are following Buddhist Philosophy program and Western Classical Culture program which are conducted by the Faculty of Humanities. Female student population is higher than that of male student population in all Faculties except for the Faculty of Computing & Technology. Figure 3-3 illustrates variation of the total student enrollment by each Faculty and gender.



*Figure 3-3: Total enrollment by the faculty and the gender*

### *a. Local Entry*

12,557 local undergraduate students have been following 30 different degree programs as at December 31, 2020. Following table 3-3 clearly states the enrollment by Faculty, Program, Year of study and gender.

*Table 3-3: Total student enrollment - Local entry*

Faculty	Name of the Program	2013/14		2014/15		2015/16		2016/17		2017/18		2018/19		Total		Grand Total
		M	F	M	F	M	F	M	F	M	F	M	F	M	F	
FCMS	Commerce	-	-	-	-	67	138	72	129	64	131	65	132	268	530	798
	Financial Engineering	-	-	-	-	-	-	-	-	14	35	17	34	31	69	100
	Management	-	-	-	-	165	226	173	325	191	296	164	331	693	1178	1871
FCT	Computer Science	-	-	-	-	-	-	35	12	37	8	40	3	112	23	135
	Engineering Technology	-	-	-	-	55	25	66	13	75	7	71	15	267	60	327
	Information Communication Technology	-	-	-	-	37	26	44	26	54	17	43	31	178	100	278
FHU	Buddhist Philosophy	-	-	-	-	-	-	-	-	-	-	7	-	7	0	7
	Christian Culture	-	-	-	-	-	-	-	3	-	6	-	4	0	13	13
	English	-	-	-	-	-	-	-	14	-	18	-	11	0	43	43
	Film & Television Studies	-	-	-	-	9	39	14	29	18	35	14	33	55	136	191
	French	-	-	-	-	-	-	-	-	2	7	-	-	2	7	9
	German	-	-	-	-	-	-	-	4	3	15	-	-	3	19	22
	Hindi	-	-	-	-	-	-	-	-	-	2	-	7	0	9	9
	Humanities	-	-	-	-	80	359	72	345	62	467	88	447	302	1618	1920
	Literary Criticism	-	-	-	-	-	-	-	-	1	14	-	3	1	17	18
	Pali	-	-	-	-	-	-	17	-	12	1	4	1	33	2	35
	Russian	-	-	-	-	-	-	1	5	-	10	-	-	1	15	16
	Sanskrit	-	-	-	-	-	-	33	1	-	-	11	1	44	2	46
	Sanskrit (Sinhala)	-	-	-	-	-	-	-	-	15	-	-	-	15	0	15
	Teaching English as a Second Language	-	-	-	-	1	37	2	32	1	26	2	33	6	128	134
	Translation Studies	-	-	-	-	-	22	2	24	2	25	2	22	6	93	99
	Western Classical Culture	-	-	-	-	-	-	-	-	-	6	-	1	0	7	7

Faculty	Name of the Program	2013/14		2014/15		2015/16		2016/17		2017/18		2018/19		Total		Grand Total
		M	F	M	F	M	F	M	F	M	F	M	F	M	F	
FMED	Medicine	53	111	56	104	71	89	68	99	64	103	58	108	370	614	984
	Speech & Hearing Sciences	-	-	-	-	4	37	9	32	1	42	6	41	20	152	172
FSC	Biological Science	-	-	-	-	12	47	47	124	60	120	54	125	173	416	589
	Environmental Conservation Management	-	-	-	-	-	8	15	40	10	43	15	40	40	131	171
	Management & Information Technology	-	-	-	-	11	13	47	50	62	33	65	33	185	129	314
	Physical Science	-	-	-	-	26	37	135	136	135	138	138	144	434	455	889
	Physical Science - ICT (Physics & Electronics)	-	-	-	-	-	-	39	13	35	11	29	14	103	38	141
	Software Engineering	-	-	-	-	33	14	42	12	36	12	36	12	147	50	197
FSOSC	Peace & Conflict Resolution	-	-	-	-	6	27	7	28	5	26	6	28	24	109	133
	Social Science	-	-	-	-	67	534	136	698	102	628	75	634	380	2494	2874
Grand Total		53	111	56	104	644	1678	1076	2194	1061	2282	1010	2288	3900	8657	12557

### ***b. Foreign Entry***

With the two foreign student enrollments in the Faculty of Medicine, the total foreign student enrollment has been updated to 56. Below table 3-4 indicates the number of undergraduates under foreign entry with their country, degree program and respective academic year. Number of male undergraduates is higher than female undergraduates under foreign category. Moreover, the highest number of foreign students have been registered to the Humanities program conducted by the Faculty of Humanities.

Table 3-4: Total student enrollment - Foreign entry

Faculty	Program of study	Year of study	Country	Year of Intake	Student Enrolment		
					Male	Female	Total
FHU	Humanities	2	Myanmar	2016/17	7	-	7
			Bangladeshi		6	-	6
			Cambodia		1	-	1
			China		1	-	1
			Vietnam		2	-	2
		3	Myanmar	2015/16	3	-	3
			Indonesia		1	-	1
			Vietnam		-	2	2
FMED	Medicine	1	Canada	2018/19	1	-	1
			Sri Lanka		-	1	1
		2	Bhutan	2017/18	-	3	3
			USA		-	1	1
		3	Bhutan	2016/2017	-	5	5
		3	Bhutan	2015/2016	5	-	5
		4	Bhutan	2014/2015	4	2	6
			Australia		1	-	1
			UAE		-	1	1
		5	Bhutan	2013/2014	1	7	8
FSC	Software Engineering	3	Kenya	2015/2016	1	-	1
Grand Total					34	22	56

### 3.3. Student in External Undergraduate Degree Programs – 2020

In 2020, no new students have been registered for the external undergraduate programs conducted by the Centre for Distance & Continuing Education of the University of Kelaniya and thus the total enrollment of the external degree programs is as following table 3-5.

Table 3-5: Student enrollment in external undergraduate programs

Program of Study	Student Enrollment		
	Male	Female	Total
Bachelor of Arts	16980	67312	84292
Bachelor of Management	3587	8178	11765
Bachelor of Commerce	112	224	336
Bachelor of Science	76	106	182
Bachelor of Science (Occupational Therapy)	10	01	11
Bachelor of Science (Physiotherapy)	14	08	22
Grand Total	20779	75829	96608

### 3.4. Students in Postgraduate Programs – 2020

The Faculty of Graduate Studies has enrolled 1,415 students, including 1 foreign student in various postgraduate programs in 2020. With this new enrollment, the University of Kelaniya has a total of 2,793 postgraduate students with 29 foreign students. Most of the students have enrolled in the Master's degree programs while a few numbers have enrolled to the Postgraduate Diplomas. Most of the foreign postgraduate students follow the postgraduate programs in which the board of study belongs to the Faculty of Humanities. Table 3-6 summarizes the number of students in each type of postgraduate courses.

Table 3-6: Students by the postgraduate program

Name of the Program	Number of Students
Postgraduate Diploma	68
Master's Degree	2485
MPhil Degree	112
Doctoral Degree	128
<b>Grand Total</b>	<b>2793</b>

### 3.5. Local Students in Postgraduate Programs

Out of the total student enrollment for the graduate studies, 2,764 students have enrolled to the postgraduate programs under local entry. Among them, most of the students, study for the Master's programs and most of the students follow the programs in which the board of study belongs to the Faculty of Social Sciences. In 2020, the local new enrollment for the postgraduate programs is 1,414 where 1,291 students have enrolled for Master's programs while 52 students have enrolled for Doctoral studies. Detailed figures are shown in the table 3-7.

Table 3-7: Local students in postgraduate programs

Board of Study	Program of Study	New Entrants			Student Enrolment		
		Male	Female	Total	Male	Female	Total
FCMS	<b>POSTGRADUATE DIPLOMA</b>						
	PG Dip in Marketing	-	-	0	19	7	26
	<b>MASTER'S DEGREE</b>						
	Master of Commerce	9	17	26	9	17	26
	Master of Business (Accounting/Finance)	37	59	96	76	111	187
	Master of Business Administration	84	65	149	153	139	292
	Master of Business Management in Marketing	13	2	15	42	19	61
	Master of Human Resources Management	31	19	50	41	54	95
	<b>MPHIL STUDIES</b>						
	MPhil	-	2	2	-	4	4
	<b>DOCTORAL STUDIES</b>						
	Doctor of Business Administration	21	7	28	40	11	51
	PhD	4	1	5	8	4	12
	<b>Total</b>	<b>199</b>	<b>172</b>	<b>371</b>	<b>388</b>	<b>366</b>	<b>754</b>
FCT	<b>MPHIL STUDIES</b>						
	MPhil	2	2	4	2	4	6
	<b>DOCTORAL STUDIES</b>						
	PhD	-	-	-	1	0	1
	<b>Total</b>	<b>2</b>	<b>2</b>	<b>4</b>	<b>3</b>	<b>4</b>	<b>7</b>
FHU	<b>MASTER'S DEGREE</b>						
	MA in Buddhist Studies (1 Year) - Sinhala	-	-	0	14	1	15
	MA in Buddhist Studies (1 Year) - English	-	-	0	4	0	4
	MA in Buddhist Studies (2 Years) - Sinhala	-	-	0	31	11	42
	MA in Buddhist Studies (2 Years) - English	-	-	0	14	6	20
	MA in Sinhala (2 Years)	9	14	23	31	53	84
	MA in Linguistics - Sinhala (2 Years)	-	-	0	9	3	12
	MA in Linguistics - English (2 Years)	-	-	0	20	125	145
	MA in Christian Studies (1 Year)	8	10	18	12	30	42
	MA in Drama & Theater (1 Year)	-	-	0	20	49	69
	MA in Fine Arts (2 Years)	-	-	0	-	-	0
	MA in Music (2 Years)	-	-	0	19	34	53
	MA in Dance (2 Years)	-	-	0	36	47	83
	<b>MPHIL STUDIES</b>						
	MPhil	4	5	9	16	15	31
	<b>DOCTORAL STUDIES</b>						
	PhD	2	2	4	16	10	26
	<b>Total</b>	<b>23</b>	<b>31</b>	<b>54</b>	<b>242</b>	<b>384</b>	<b>626</b>

Board of Study	Program of Study	New Entrants			Student Enrolment		
		Male	Female	Total	Male	Female	Total
FMED	<b>MASTER'S DEGREE</b>						
	Master of Public Health	9	22	31	9	22	31
	<b>MPHIL STUDIES</b>						
	MPhil	2	7	9	2	11	13
	<b>DOCTORAL STUDIES</b>						
	PhD	2	2	4	4	5	9
	<b>Total</b>	<b>13</b>	<b>31</b>	<b>44</b>	<b>15</b>	<b>38</b>	<b>53</b>
FSC	<b>POSTGRADUATE DIPLOMA</b>						
	PG Dip in Information Technology	14	13	27	18	24	42
	<b>MASTER'S DEGREE</b>						
	MSc in Industrial & Environmental Chemistry	-	-	0	22	53	75
	MSc in Crop Protection & Plant Biotechnology	-	-	0	5	25	30
	MSc in Applied Microbiology	-	-	0	6	18	24
	MSc in Food & Nutrition	-	-	0	10	9	19
	MSc in Aquaculture & Fisheries Management	4	7	11	4	7	11
	Master of Information Technology	20	10	30	41	34	75
	<b>MPHIL STUDIES</b>						
	MPhil	5	5	10	7	23	30
	<b>DOCTORAL STUDIES</b>						
	PhD	-	1	1	1	1	2
	<b>Total</b>	<b>43</b>	<b>36</b>	<b>79</b>	<b>114</b>	<b>194</b>	<b>308</b>
FSOSC	<b>MASTER'S DEGREE</b>						
	MA in Sociology (Sinhala Medium)	84	185	269	84	185	269
	MA in Sociology (English Medium)	17	13	30	17	13	30
	MA in Archeology	7	10	17	7	10	17
	MA in Economics (Sinhala Medium)	65	86	151	65	86	151
	MA in Economics (English Medium)	12	28	40	12	28	40
	MA in Geography	7	11	18	7	11	18
	MA in History	8	17	25	8	17	25
	MA in Mass Communication	54	69	123	54	69	123
	MA in Political Science	19	21	40	19	21	40
	MA in Library Information Science	4	6	10	4	6	10
	MA in Philosophy	4	5	9	4	5	9
	MSSc in Sociology (Sinhala Medium)	2	7	9	4	16	20
	MSSc in Sociology (English Medium)	2	3	5	4	4	8
	MSSc in Archeology	-	3	3	1	4	5
	MSSc in Economics (Sinhala Medium)	-	-	-	2	3	5
	MSSc in Economics (English Medium)	2	2	4	2	5	7
	MSSc in Geography	2	5	7	4	16	20
	MSSc in History	-	7	7	2	18	20
	MSSc in Mass Communication	20	36	56	27	72	99
	MSSc in Political Science	-	-	0	1	2	3
	MSSc in Library Information Science	2	15	17	9	32	41
	MSSc in Philosophy	-	2	2	1	2	3
	<b>MPHIL STUDIES</b>						
	MPhil	4	6	10	10	16	26
	<b>DOCTORAL STUDIES</b>						
	PhD	6	4	10	15	11	26
	<b>Total</b>	<b>321</b>	<b>541</b>	<b>862</b>	<b>363</b>	<b>652</b>	<b>1015</b>
Multi-Disciplinary	<b>DOCTORAL STUDIES</b>						
	PhD in Multi-Disciplinary Studies	0	0	0	1	0	1
	<b>Total</b>	<b>0</b>	<b>0</b>	<b>0</b>	<b>1</b>	<b>0</b>	<b>1</b>
<b>Grand Total</b>		<b>601</b>	<b>813</b>	<b>1414</b>	<b>1126</b>	<b>1638</b>	<b>2764</b>



### 3.6. Foreign Students in Postgraduate Programs

One foreign student has enrolled for the MPhil program in which the board of study belongs to the Faculty of Humanities. Thus, the total foreign enrollment in postgraduate studies of the University of Kelaniya as at the December 31, 2020, is 29 students. Table 3-8 describes the corresponding postgraduate program of study, number of foreign students and the respective country of them.

Table 3-8: Foreign students in postgraduate programs

Board of Study	Program of Study	Country	New Entrants (2019)			Student Enrolment		
			Male	Female	Total	Male	Female	Total
FHU	MASTER'S DEGREE							
	MA in Buddhist Studies (2 Years)	Japan	0	0	0	1	0	1
	MA in Buddhist Studies (2 Years)	Bangladesh	0	0	0	5	0	5
	MA in Buddhist Studies (2 Years)	Nepal	0	0	0	3	0	3
	MA in Buddhist Studies (2 Years)	Vietnam	-	-	-	2	3	5
	MA in Buddhist Studies (2 Years)	Myanmar	-	-	-	6	-	6
	MA in Buddhist Studies (2 Years)	Cambodia	-	-	-	2	-	2
	MA in Buddhist Studies (1 Year)	India	-	-	-	1	-	1
	MA in Buddhist Studies (1 Year)	Bangladesh	-	-	-	3	-	3
	MA in Linguistics	Iraq	-	-	-	-	1	1
	MPHIL STUDIES							
	MPhil in Linguistics	China	-	1	1	-	1	1
MPhil in Buddhist Studies	Indian	-	-	-	-	1	1	
Grand Total			-	1	1	23	6	29

## 4. Examination Data

In 2020, total of 2,466 graduates have been passed out from the internal undergraduate degree programs and 5,160 graduates from the external degree programs have been passed out. Moreover, 915 students have completed their postgraduate qualifications during the year.

### 4.1. Undergraduate Output – Internal Graduates 2020

Out of the total graduates passed out in 2020, 873 (35.4%) graduates belong to the Faculty of Social Sciences which represents the highest of all the Faculties. And the least are from the Faculty of Medicine 189 (7.7%). Moreover, 10% of students have obtained first class awards, 60% have obtained second class upper divisions, 14% have obtained second class lower divisions and 16% have obtained general passes. Below table 4-1 indicates the graduate output of the internal undergraduate degree programs as at December 31, 2020.

Per the statistics stated in the table 4-1, percentage of female graduates who have obtained any class is higher than that of male graduates. That is, 89% out of the total female graduates, have obtained a class award while 68% out of the total male graduates have obtained a class award. Furthermore, the outstanding academic performances are recorded from the Faculty of Social Science (95% of the graduates belonging to the Faculty of Social Sciences have obtained any class award)

Table 4-1: Undergraduate output of the internal graduates - 2020

Faculty	Program of Study	Total Number Graduated										Faculty Total
		First Class		Second Upper		Second Lower		Pass		Total		
		Male	Female	Male	Female	Male	Female	Male	Female	Male	Female	
FCMS	BBMgt (Special) Degree in Accountancy	6	17	15	30	9	6	15	4	45	57	486
	BBMgt (Special) Degree in Finance	-	11	6	11	1	9	7	7	14	38	
	BBMgt (Special) Degree in Human Resource	1	14	2	32	8	10	7	5	18	61	
	BBMgt (Special) Degree in Marketing	1	6	17	14	10	8	15	6	43	34	
	BCom (Special) Degree	-	1	5	36	9	19	24	17	38	73	
	BCom (Special) Degree in Business Technology	1	-	3	6	3	1	2	-	9	7	
	BCom (Special) Degree in Entrepreneurship	-	1	1	6	-	-	3	-	4	7	
	BCom (Special) Degree in Financial Management	1	7	4	17	3	1	2	3	10	28	
FHU	BA	-	-	4	57	3	9	9	13	16	79	471
	BA (Honors)	8	50	48	233	12	9	8	8	76	300	
FMED	MBBS	-	1	5	15	22	37	27	51	54	104	189
	BSc in Speech & Hearing Sciences	-	1	-	14	1	5	1	9	2	29	
FSC	BSc Biological Science	-	-	3	21	4	17	10	22	17	60	447
	BSc Environmental Conservation and Management	-	2	-	7	1	2	4	1	5	12	
	BSc Management and Information Sciences	-	1	4	-	4	-	4	-	12	1	
	BSc Physical Science	-	-	9	21	21	19	44	13	74	53	
	BSc Physics & Electronics	-	-	-	1	-	2	6	4	6	7	
	BSc Honors Biological Science	5	10	4	26	1	5	1	-	11	41	
	BSc Honors Environmental Conservation and Management	2	5	-	5	-	-	-	-	2	10	
	BSc Honors Management and Information Sciences	2	10	8	9	4	4	2	1	16	24	
	BSc Honors Physical Science	4	14	19	17	-	1	-	-	23	32	
BSc Honors Software Engineering	11	3	6	3	9	1	7	1	33	8		
FSOSC	BA	-	3	1	50	1	9	-	8	2	70	873
	BA (Honors)	5	40	87	591	12	30	11	25	115	686	
Grand Total		47	197	251	1222	138	204	209	198	645	1821	2466

## 4.2. Undergraduate Output – External Graduates 2020

5,160 graduates who were following external degree programs have passed out from the University in 2020. A higher percentage of students have passed out from the Bachelor of Arts degree program and among them most are female graduates. Table 4-2 indicates the external undergraduate output of the University.

*Table 4-2: Undergraduate output of the external graduates - 2020*

Program of Study	General/ Special	Number of Graduates		
		Male	Female	Total
Bachelor of Arts	General	492	4014	4506
Bachelor of Management	General	152	492	644
Bachelor of Science in Occupational Therapy	General	07	03	10
<b>Grand Total</b>		<b>651</b>	<b>4509</b>	<b>5160</b>

### 4.3 Postgraduate Output – 2020

915 students have passed out from the Faculty of Graduates in 2020 completing 72 postgraduate programs. These programs are Postgraduate certificate programs, postgraduate diploma programs, one-year Master's degree programs, two-year Master's degree programs, Master of Philosophy programs and Doctor of Philosophy programs. Out of the total postgraduate students, 63% are female student and the highest number of postgraduates are from the Master of Arts in Sociology program and Master of Business Administration program. Table 4-3 states the number of graduates by the gender and by the program in 2020. Moreover, out of the total postgraduate output, 90% have obtained the Master's qualifications.

Table 4-3: Postgraduate Output 2020

Board of Study	Name of the Program of Study	Degree	No. Graduated		
			Male	Female	Total
Postgraduate Certificate Programs					
FSOSC	PG Certificate in Sociology	PG Certificate	0	1	1
Total			0	1	1
Postgraduate Diploma Programs					
FCMS	PG Diploma in Human Resources Management	PD	5	0	5
	PG Diploma in Marketing	PD	23	4	27
FSC	PG Diploma in Crop Protection and Plant Biotechnology	PD	1	0	1
	PG Diploma in Industrial & Environmental Chemistry	PD	1	2	3
FSOSC	PG Diploma in Economics	PD	0	1	1
	PG Diploma in Mass Communication	PD	1	1	2
Total			31	8	39
Master's Degree Programs					
FCMS	Master of Business	MBus	73	59	132
	Master of Commerce	MCom	7	3	10
	Master of Human Resources Management	MHRM	9	13	22
FHU	Master of Arts (1 year)	MA	33	18	51
	Master of Arts (2 years)	MA	42	133	175
FSC	Master of Science (1 year)	MSc	6	13	19
	Master of Science (2 years)	MSc	9	30	39
FSOSC	Master of Social Sciences	MSSc	9	8	17
	Master of Arts	MA	98	265	363
Total			286	542	828
MPhil Degree Programs					
FCMS	Master of Philosophy	MPhil	0	1	1
FHU	Master of Philosophy	MPhil	5	7	12
FMED	Master of Philosophy	MPhil	0	1	1
FSC	Master of Philosophy	MPhil	2	3	5
FSOSC	Master of Philosophy	MPhil	6	1	7
Total			13	13	26
Doctoral Degree Programs					
FCMS	Doctor of Philosophy	PhD	5	0	5
FHU	Doctor of Philosophy	PhD	2	4	6
FMED	Doctor of Philosophy	PhD	3	0	3
FSC	Doctor of Philosophy	PhD	1	3	4
FSOSC	Doctor of Philosophy	PhD	1	2	3
Total			12	9	21
Grand Total			342	573	915

## 5. Staff of the University

The University's permanent staff members belong to the staff categories, Academic staff, Administrative and Financial staff, other executive staff, Medical Officers, Academic Support staff and Non-academic staff.

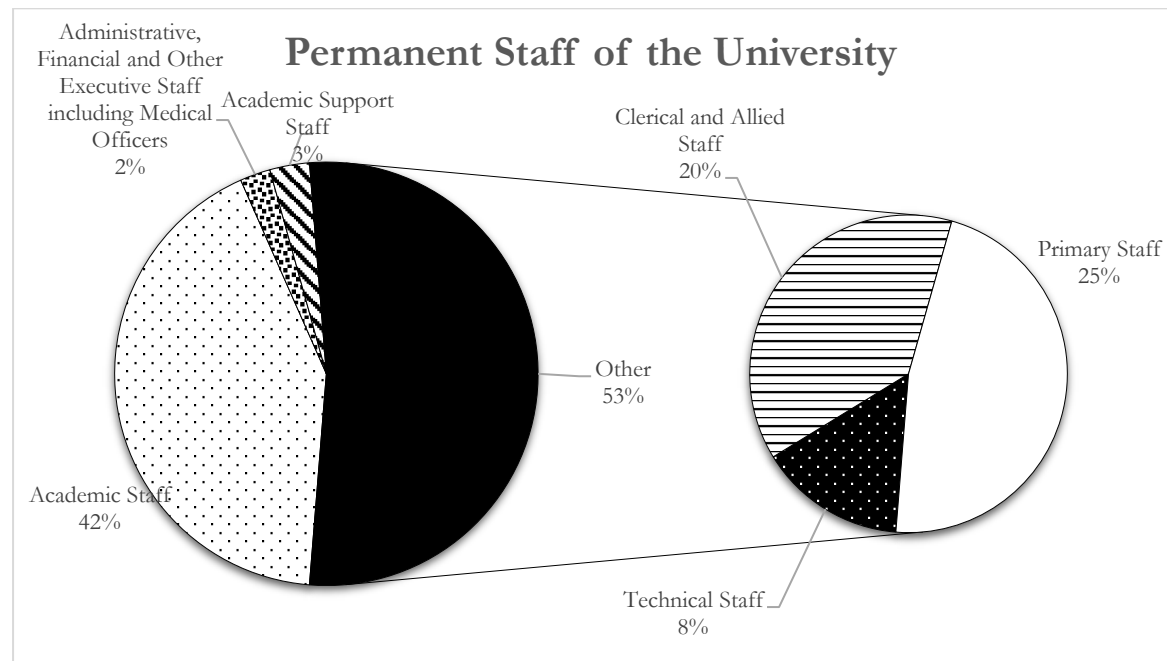


Figure 5-1: Permanent staff of the university

Table 5-1: Staff of the University<sup>3</sup>

Staff Category	Number of Staff
Primary Level	382
Secondary Level	417
Tertiary Level	78
Senior Level	673
<b>Total</b>	<b>1550</b>

<sup>3</sup> Employee categorization according to the Director General of the Department of Management Services by the letter No. DMS/1528(s) vol -1 and dated 06.11.2019

## 5.1 Approved of Cadre and the Present Staff of the University

The approved cadre of the University along with the existing staff members as at December 31, 2020 is listed in the below table 5-2.

Table 5-2: Approved cadre and the existing staff of the University

Staff category	Salary Scale	Approved Cadre	Existing Staff						Permanent Cadre Vacancies
			Permanent			Temporary			
			M	F	T	M	F	T	
Academic Staff	U-AC 3 to U-AC 5	790	305	335	640	-	-	-	150
	U-AC 1 to U-AC 2	280	-	-	-	54	168	222	-
Library Staff	U-AC 5	1	1	-	1	-	-	-	-
	U-AC 4	1	-	-	-	-	-	-	1
	U-AC 3	12	4	8	12	-	-	-	-
Administrative Staff & Financial Staff	U-EX 3	2	1	1	2	-	-	-	-
	U-EX 2	17	4	10	14	-	-	-	3
	U-EX 1	16	2	12	14	-	-	-	2
Other Executive Staff	U-EX 3	-	-	-	-	-	-	-	-
	U-EX 2	2	1	1	2	-	-	-	-
	U-EX 1	2	2	-	2	-	-	-	-
Medical Officers	U-MO 2	1	1	-	1	-	-	-	-
	U-MO 1	3	1	-	1	-	-	-	2
Academic Support Staff	U-AS 2	52	16	7	23	-	-	-	5
	U-AS 1		5	19	24	-	-	-	
Technical Staff	U-EX 2	148	-	1	1	-	-	-	26
	U-EX 1		4	11	15	-	-	-	
	U-MN 4		19	13	32	-	-	-	
	U-MN 3		4	-	4	-	-	-	
	U-MN 2		-	-	-	-	-	-	
	U-MN 1		-	-	-	-	-	-	
	U-MT 1		47	23	70	-	-	-	
Clerical & Allied Staff	U-MN 4	331	16	72	88	-	-	-	20
	U-MN 3		14	10	24	-	-	-	
	U-MN 2		10	6	16	-	-	-	
	U-MN 1		65	118	183	-	-	-	
Primary Staff	U-PL 3	417	91	6	97	-	-	-	35
	U-PL 2		36	22	58	-	-	-	
	U-PL 1		200	27	227	-	-	-	
Total		1795 <sup>4</sup>	849	702	1551	54	168	222	244

## 5.2 Academic Staff - Approved Cadre and the Present Staff

The University's permanent academic staff consists of Cadre Chair Professors/Senior Professors, Senior Professors, Professors, Associate Professors, Senior Lectures (Grade I and II), Lectures and Lecturers on Probationary. Apart from that, the Librarian, Senior Assistant Librarian (Grade I and II)

<sup>4</sup> Excluding the approved cadre for temporary academic staff

and Assistant Librarians are too belonging to the Academic staff of the University. Additionally, Temporary Lecturers/ Assistant Lecturers, Temporary Research Assistants, Temporary Demonstrators, Temporary Instructors, Temporary Tutors, and Junior Fellows are included in the University's temporary academic staff. Table 5-3 describes the approved cadre and the present staff of the Academic staff category which was summarized in the table 5-2.

Table 5-3: Approved cadre and the existing staff of the Academic staff category

Staff		Salary Scale	Approved Cadre	Existing Staff						Permanent Cadre Vacancies
				Permanent			Temporary			
				Male	Female	Total	Male	Female	Total	
Professor Chair	Senior Professor	U-AC 5 (I)	47	13	6	19	-	-	-	22
	Professor	U-AC 5 (II)		3	3	6	-	-	-	
Senior Professor/ Librarian		U-AC 5 (I)	757	31	10	41	-	-	-	129
Professor		U-AC 5 (II)		46	42	88	-	-	-	
Associate Professor/ Deputy Librarian		U-AC 4		2	2	4	-	-	-	
Senior Lecturer Gr I/ Senior Assistant Librarian Gr I		U-AC 3(I)		71	79	150	-	-	-	
Senior Lecturer Gr II/ Senior Assistant Librarian Gr II		U-AC 3(II)		90	96	186	-	-	-	
Lecturer/ Assistant Librarian		U-AC 3(III)		18	29	47	-	-	-	
Lecturer (Probationary)/ Assistant Librarian		U-AC 3(IV)		36	76	112	-	-	-	
Temporary Lecturer/ Asst. Lecturer		U-AC 2 (fixed)	66	-	-	-	8	53	61	-
Temporary Research Assistant		U-AC 2/U-AC 1 (fixed)	7	-	-	-	-	1	1	-
Temporary Demonstrator		U-AC 1 (fixed)	205	-	-	-	42	99	141	-
Temporary Instructor		U-AC 1 (fixed)	2	-	-	-	-	-	-	-
Temporary Tutor		U-AC 1 (fixed)	-	-	-	-	3	14	17	-
Temporary Senior Lecturer			-	-	-	-	1	1	2	-
Grand Total			1084	310	343	653	54	168	222	151

Compared to the previous year (2019), the total academic staff has risen to 652 with 16 new appointments. Also, there have been 7 retirements 3 resignations and 1 death during the year 2020.

### 5.3 Highest Qualifications of the Permanent Academic Staff

53% of the permanent academic staff of the University have obtained Doctoral or equivalent qualifications as at December 31, 2020, which is a 6% increase of the doctoral qualifications compared to the previous year. Moreover, 11% have obtained Master of Philosophy or equivalent qualifications and 24% have obtained Master's qualifications. Table 5-4 depicts a detailed view of the highest academic qualifications obtained by the academic staff by each Faculty.

Table 5-4: Highest qualifications of the permanent academic staff

Qualification	Faculty						Grand Total
	FCMS	FCT	FHU	FMED	FSC	FSOSC	
Doctoral Degree	44 (36%)	13 (57%)	53 (49%)	101 (77%)	86 (67%)	43 (34%)	340 (53%)



MPhil or Equivalent Degree	3 (2%)	1 (4%)	25 (23%)	6 (5%)	8 (6%)	26 (21%)	69 (11%)
Master's Degree	57 (46%)	1 (4%)	23 (21%)	9 (7%)	20 (16%)	46 (37%)	156 (24%)
Bachelor's Degree	19 (15%)	8 (35%)	8 (7%)	15 (11%)	15 (12%)	10 (8%)	75 (12%)
<b>Grand Total</b>	<b>123 (19%)</b>	<b>23 (4%)</b>	<b>109 (17%)</b>	<b>131 (20%)</b>	<b>129 (20%)</b>	<b>125 (20%)</b>	<b>640</b>

#### 5.4 Details of Non-Academic Staff – 2020

The non-academic staff of the University consists clerical and allied staff, technical staff, and primary staff. Out of the total, primary staff represents the majority which is 47% and clerical and allied staff represents 39% while the least are represented by the technical staff, 14%. Table 5-5 states the composition of the non-academic staff across the University. Per the figures in the table, most of the non-academic staff belongs to the administration division and the Faculty of Medicine.

Table 5-5: Existing members of the non-academic staff

Faculty/ Branch/ Division/ Unit/ Center	Clerical and Allied Staff	Technical Staff	Primary Staff
Administration	136	1	92
Carrier Guidance Unit	1	-	1
Centre for Distance and Continuing Education	14	2	3
Faculty of Commerce & Management	20	4	7
Faculty of Computer & Technology	4	1	5
Faculty of Graduate Studies	8	-	2
Faculty of Humanities	20	5	17
Faculty of Medicine	38	45	90
Faculty of Science	16	34	52
Faculty of Social Science	15	6	16
Health Center	1	9	9
Landscape	-	2	41
Library	34	-	7
Physical Education	1	-	7
Works Division	3	4	33
<b>Total</b>	<b>311</b>	<b>113</b>	<b>382</b>

The University's non-academic staff holds the below (Table 5-6) academic and other qualification as at December 31, 2020.

Table 5-6: Highest qualifications of the non-academic staff

Highest Qualification	Clerical and Allied Staff	Technical Staff	Primary Staff
Up to O/L	-	-	222
Passed GCE Ordinary Level Examination	32	2	106
Passed GCE Advanced Level Examination	202	82	52
Completed Diploma	20	20	1
Bachelor's Degree	50	9	1

Postgraduate Degree	6	-	-
Professional Qualifications (CIMA, CIM, AAT, etc.)	1	-	-
<b>Total</b>	<b>311</b>	<b>113</b>	<b>382</b>

## 5.5 Information of International Staff Visited – 2020

In 2020, 46 international staff have visited the university of Kelaniya or either joined virtually for undergraduate and postgraduate teaching, workshops, and seminars. Table 5-7 indicates details about the international staff collaboration with the University of Kelaniya.

Table 5-7: Information on international staff visited - 2020

Faculty	Name of the Program	Country	Number of Staff
FCMS	Meeting between Associate Professor Mohan Thite, Griffith University, Australia & Department of Human Resource Management, University of Kelaniya	Australia	1
FHU	Undergraduate Teaching	Korea	1
		Japan	1
FMED	Workshop on Sangath's (NGO) work in Developmental Disorders- Autism as a focus	India	1
	Research-IAEA-5-047	Austria	1
FSOSC	Undergraduate Teaching (Erasmus+ International Credit Mobility)	Croatia	1
	Postgraduate Teaching	America, Japan, UK	3
Centre for International Affairs	Erasmus+ International Credit Mobility	Croatia	2
	Erasmus+ International Credit Mobility - Virtual Mobility	Estonia	1
	Erasmus+ International Credit Mobility - Virtual Mobility	Croatia	1
	Erasmus+ TOOLKIT Project Training Workshop on Management of Mobility - Virtual	Sweden	6
		Lithuania	1
		UK	1
		Italy	2
	Erasmus Alumni Day - Virtual	Croatia	3
		Estonia	1
		Portugal	3
		France	1
		Italy	2
		Turkey	1
		Poland	2
		Czech Republic	1
	Erasmus+ TOOLKIT Project National Workshop - Virtual	Italy	2
		UK	1
		Lithuania	2
		EU Agency	1
	Guest Professorship - Virtual	Poland	1
	DAAD DHoch3 Project with German Universities - Virtual	Germany	2

## 6. Research and Development Activities

### 6.1 Publications Done by the Academic Staff of the University<sup>5</sup>

353 full paper articles have been published by the University's permanent academic staff members in refereed indexed journals during the year 2020. And 73 full paper articles have been published in refereed non-indexed journal articles. The highest number of publications are from the Faculty of Medicine which is 349 publications. Moreover, the highest number of publications are abstracts published in conference proceedings. Table 6-1 indicates the detailed view of publications done by the academic staff members of the University.

Table 6-1: Publications done by the University staff during 2020

Faculty		Publication Category	Number Published	
			Local	Foreign
FCMS	1	Publications in refereed indexed Journals including e-journals	21	31
	2	Publications in refereed non-indexed Journals including e-journals	11	3
	3	Conference Proceedings	3.1 Papers published as full papers	56
			3.2 Abstract publications	86
	4	Book Chapters published	20	3
	5	Books/Textbooks published in the area of expertise	5.1 By a publisher	1
			5.2 By an author	-
FCT	1	Publications in refereed indexed Journals including e-journals	-	13
	2	Publications in refereed non-indexed Journals including e-journals	-	-
	3	Conference Proceedings	3.1 Papers published as full papers	1
			3.2 Abstract publications	-
	4	Book Chapters published	-	3
	5	Books/Textbooks published in the area of expertise	5.1 By a publisher	-
			5.2 By an author	-
FHU	1	Publications in refereed indexed Journals including e-journals	1	-
	2	Publications in refereed non-indexed Journals including e-journals	-	2
	3	Conference Proceedings	3.1 Papers published as full papers	3
			3.2 Abstract publications	2
	4	Book Chapters published	4	4
	5	Books/Textbooks published in the area of expertise	5.1 By a publisher	3
			5.2 By an author	3

<sup>5</sup> Subject to change. Some of the Departments have not sent the data and some of the data received needs to be updated

Faculty		Publication Category	Number Published	
			Local	Foreign
FMED	1	Publications in refereed indexed Journals including e-journals	15	163
	2	Publications in refereed non-indexed Journals including e-journals	26	10
	3	Conference Proceedings	3	14
		3.2 Abstract publications	27	55
	4	Book Chapters published	12	16
	5	Books/Textbooks published in the area of expertise	5.1 By a publisher	1
			5.2 By an author	4
FSC	1	Publications in refereed indexed Journals including e-journals	9	86
	2	Publications in refereed non-indexed Journals including e-journals	8	-
	3	Conference Proceedings	3.1 Papers published as full papers	23
			3.2 Abstract publications	163
	4	Book Chapters published	3	5
	5	Books/Textbooks published in the area of expertise	5.1 By a publisher	2
			5.2 By an author	-
FSOSC	1	Publications in refereed indexed Journals including e-journals	2	11
	2	Publications in refereed non-indexed Journals including e-journals	7	6
	3	Conference Proceedings	3.1 Papers published as full papers	6
			3.2 Abstract publications	4
	4	Book Chapters published	-	-
	5	Books/Textbooks published in the area of expertise	5.1 By a publisher	5
			5.2 By an author	2
Library	1	Publications in refereed indexed Journals including e-journals	-	1
	2	Publications in refereed non-indexed Journals including e-journals	-	-
	3	Conference Proceedings	3.1 Papers published as full papers	-
			3.2 Abstract publications	-
	4	Book Chapters published	-	1
	5	Books/Textbooks published in the area of expertise	5.1 By a publisher	-
			5.2 By an author	-

## 6.2 Details of Patents – 2020

Five patents have been filed by the Faculty of Science during 2020 and among them two patents have been received. Table 6-2 indicates the details of the patents in 2020.

Table 6-2: List of patents - 2020

Faculty		Name of the Patent	Status
<b>National</b>			
FSC	1	Manufacturing Cinnamon based natural dietary supply, Product & Process	Filed
	2	Auto removing regulator for liquefied petroleum gas cylinders and Electricity CUT-OFF system at Gas Leakages	Filed, Received
	3	Dynamic power management method for off-grid Photovoltaic Systems	Filed
	4	Process of making Energy briquettes using Saw dust and water hyacinth	Filed, Received
	5	Tea Quality Monitoring System	Filed

### 6.3 Science & Technology Development Output – 2020

The Faculty of Medicine and the Faculty of Science have introduced 10 new products/process and three other designs prototypes during 2020. Table 6-3 states the information regarding the science Technology Development output of the University in 2020.

Table 6-3: Science and technology development output 2020

Faculty		Name of the S & T Development Output	Status		
			Developed	Transferred	Commercialized/ Publicized
FMED		<b>Development of new product/processes</b>			
	1	Sterile male dengue vector mosquitoes to control dengue	✓		
FSC		<b>Development of new product/processes</b>			
	2	Remotely Controllable Fan Regulator and software	✓	✓	✓
	3	Manufacturing Cinnamon based natural dietary supply, product & process	✓		
	4	Auto removing regulator for Liquefied Petroleum Gas Cylinders and Electricity CUT-OFF system at Gas Leakages	✓		
	5	Automatic Faucet and Soap dispenser	✓		
	6	Process of making Energy briquettes using Saw dust and water hyacinth	✓		
	7	Development of spice mixture to reduce Obesity and Method of Preparation thereof	✓		
	8	National E-learning platform NeLCon Studio	✓		
	9	E-lankapura- An interactive online multimedia-based e-learning material	✓		
	10	Candela E-Learning Platform	✓		
		<b>Design Prototypes developed</b>			
	11	Tea quality monitoring system	✓		
	12	Constructing a prototype solar dryer for Chili drying	✓		
		<b>Other</b>			
	13	Energy and exergy calculation of a prototype solar pond	✓		

## 7. Student Welfare Facilities

### 7.1 Information on Scholarships - 2020

The students of the University are given a lot more facilities to strengthen their academic and curriculum activities in the University. To help the students with their financial issues, the University in collaboration with the Ministry of Education, has given Mahapola scholarships to 7,293 undergraduates and bursary scholarship to 1,715 students. Moreover, the Alumni Association of the University of Kelaniya has given 71 scholarships to the undergraduates. Table 7-1 states details regarding the scholarships received by the students of the University.

Table 7-1: Number of students who received Mahapola and bursary scholarships

Faculty	Year of Intake	Year of Study	No. of Students Received Mahapola	No. of Students Received Bursary
FCMS	2018/19	1	518	59
	2017/18	2	510	50
	2016/17	3	439	101
	2015/16	4	396	77
<b>Total</b>			<b>1863</b>	<b>287</b>
FCT	2018/19	1	137	8
	2017/18	2	121	17
	2016/17	3	111	33
	2015/16	4	77	25
<b>Total</b>			<b>446</b>	<b>83</b>
FHU & FSOSC	2018/19	1	1009	120
	2017/18	2	1076	156
	2016/17	3	992	237
	2015/16	4	757	200
<b>Total</b>			<b>3834</b>	<b>713</b>
FMED	2018/19	1	91	8
	2017/18	2	86	10
	2016/17	3	80	26
	2015/16	4	73	26
	2014/15	5	57	12
	2013/14	**	65	12
<b>Total</b>			<b>452</b>	<b>94</b>
FSC	2018/19	1	233	157
	2017/18	2	200	173
	2016/17	3	198	174
	2015/16	4	67	34
<b>Total</b>			<b>698</b>	<b>538</b>
<b>Grand Total</b>			<b>7293</b>	<b>1715</b>

### 7.2 Information on Hostel Facilities - 2020

The undergraduates are provided hostel facilities by the University. Accordingly, 5,333 students have been provided hostel facilities. However, due to the COVID 19 pandemic situation, the hostel facilities were changed during examination periods in December 2020. Ensuring that, most of the students with the need of having accommodation, which is provided by the University, the University spend more than 13 million rupees to provide rented hostels to the undergraduates. Table 7-2 states descriptions about the hostel facilities.

Table 7-2: Number of students who received hostel facilities

Faculty	Batch Year	Year of Intake	Number of Students Who Received Hostel Facilities		
			Male	Female	Total
FCMS	1	2018/19	81	217	298
	2	2017/18	34	141	175
	3	2016/17	39	176	215
	4	2015/16	41	152	193
<b>Total</b>			<b>195</b>	<b>686</b>	<b>881</b>
FCT	1	2018/19	48	25	73
	2	2017/18	28	15	43
	3	2016/17	0	27	27
		2015/16	0	13	13
<b>Total</b>			<b>76</b>	<b>80</b>	<b>156</b>
FMED	1	2018/19	0	0	0
	2	2017/18	50	123	173
	3	2016/17	75	143	218
	4	2015/16	67	124	191
	5	2014/15	60	106	166
	6	2013/14	49	116	165
<b>Total</b>			<b>301</b>	<b>612</b>	<b>913</b>
FSC	1	2018/19	86	111	197
	2	2017/18	82	64	146
	3	2016/17	24	22	46
	4	2015/16	52	113	165
<b>Total</b>			<b>244</b>	<b>310</b>	<b>554</b>
FHU and FSOSC	1	2018/19	122	644	766
	2	2017/18	69	622	691
	3	2016/17	104	596	700
	4	2015/16	75	761	836
<b>Total</b>			<b>370</b>	<b>2623</b>	<b>2993</b>
<b>Grand Total</b>			<b>1186</b>	<b>4311</b>	<b>5497</b>

**a. Permanent Hostel Utilization – 2020**

The University has provided internal hostels (hostels which belongs to the University) to 4,531 students, in which it represents 82% of the total number of students who received hostel facilities.

Table 7-3: Permanent hostel utilization - 2020

Name	Location	Year Established	Capacity		No. Occupied		Fee per student per year
			Male	Female	Male	Female	
Bandaranayaka	Internal	1965		586		587	1,100.00
Viharamahadevi	Internal	1997		212		216	1,100.00
Sangamitta	Internal	1997		212		219	1,100.00
Hemachandra Rai	Internal	2000		200		202	600.00
EW-Adikaram	Internal	2000		153		151	600.00
Ediriweera Sarach.	Internal	1993		108		108	600.00
Gunapala Mallalasekara	Internal	1996		153		154	600.00
Sir DB Jayathilaka	Internal	2015		582		589	600.00
Rev Dharmarama	Internal	2015		485		494	600.00
CWW Kannangara	External	2005	425		428		600.00
Yak. Prangnarama	External	2010	295		306		1,100.00
Sri Prannasara REV.	Internal	2005	Rev.128				None
Faculty of Medicine Hostels (12 hostels)	Internal	-	388	796	362	715	600.00

***b. Rented Hostel Utilization – 2020***

To fulfill the need of hostels of the undergraduates, the University has offered accommodation to 966 students in rented hostels. Table 7-4 illustrates the number of students who received accommodation in rented facilities and the rental cost per year for each rented facility.

*Table 7-4: Rented hostel utilization - 2020*

Location	Rental Cost per year (Rs.)	No. occupied as at 31 <sup>st</sup> December 2020			Fee per student per year
		Male	Female	Total	
Kohowila	1,500,000.00		107	107	600.00
Soma Guna Mahal	2,700,000.00		227	227	600.00
Bulugaha Junction	2,460,000.00		204	204	600.00
Mahara Junction	1,440,000.00		101	101	600.00
Seevalai Mawatha	1,032,000.00		101	101	600.00
Nelson	3,000,000.00		136	136	600.00
Heda Viduhal Mawatha	1,680,000.00	90		90	600.0



## 8. Information on Sports Activities

### 8.1 Sports Facilities

#### Indoor 07

1. New Indoor Gymnasium
2. Student Centre Gymnasium
3. Gymnasium, Faculty of Medicine, Ragama
4. Strength Training Centre, Kelaniya
5. Strength Training Centre, Kannangara Hostel premises
6. Physical Fitness Centre, Girls Hostel Chain
7. Carom Premises

#### Outdoor 08

1. Main Ground, Kelaniya
2. Ground No. 2, Kelaniya
3. Outdoor Basketball Court
4. Tennis Court
5. Outdoor Volleyball Court 1
6. Outdoor Netball Court
7. Outdoor Basketball Court, Faculty of Medicine
8. Outdoor Netball & Volleyball Court, Faculty of Medicine

### 8.2 Sports Events

1.	Badminton	(Men & Women)		13.	Rugger	(Men)
2.	Baseball	(Men)		14.	Scrabble	(Men & Women)
3.	Basketball	(Men & Women)		15.	Swimming	(Men & Women)
4.	Carom	(Men & Women)		16.	Table Tennis	(Men & Women)
5.	Chess	(Men & Women)		17.	Taekwondo	(Men & Women)
6.	Cricket	(Men & Women)		18.	Tennis	(Men & Women)
7.	Elle	(Men & Women)		19.	Track & Field	(Men & Women)
8.	Football	(Men)		20.	Volleyball	(Men & Women)
9.	Hockey	(Men & Women)		21.	Weightlifting	(Men)
10.	Judo	(Men & Women)		22.	Wrestling	(Men)
11.	Karate	(Men & Women)		23.	Wushu	(Men & Women)
12.	Netball	(Women)		24.	Yoga	(Men & Women)

Total No. of Teams (Men & Women) - 40

Total No. of Pool Members - not selected

Number of Students Involved in Competitive Sports - 124

Number of Students Involved at recreational level sports - 654

### 8.3 Sports Training Programs & Events

Sport specific training for 24 sports disciplines for Men & Women (40 Teams) 76 training sessions per week

Total Number of Training Sessions conducted 470<sup>6</sup>

(05<sup>th</sup> March –13<sup>th</sup> March and 19<sup>th</sup> August – 03<sup>rd</sup> October 2020)

Table 8-1: Sports events during 2020

Events	Number of Participants
Orientation program (For Medical students)	160
Orientation program (For Speech & Hearing Sciences students)	50
Orientation program (For the undergraduates of the Faculty of Commerce & Management Studies, Faculty of Humanities, Faculty of Science, Faculty of Social Sciences)	2265
Freshers' Sports Program for all Faculties	677
Number of Friendly & Dual matches	02

### 8.4 Special Events Conducted by the Department of Physical Education in 2020

IDUS 2020 – The International Day of the University Sports

The National celebration of the international day of the University sports was successfully held on 20<sup>th</sup> September at the University of Kelaniya under the auspices of the University of Kelaniya and the Sri Lanka Universities Sports Association. It was held with the participation of all the universities in Sri Lanka, even on the COVID situation. The Vice-Chairman of UGC and the Vice-Chancellor of the University of Kelaniya were the special guests.

### 8.5 Affiliated Sport Controlling Bodies in 2020

The University of Kelaniya has affiliated to the following National & Provincial level Sports Controlling Bodies of Sri Lanka (with Executive Voting power) for the year 2020.

#### National Associations

- Sri Lanka Cricket
- Sri Lanka Weightlifting Federation
- Sri Lanka Wrestling Federation

<sup>6</sup> During the period of 14<sup>th</sup> March to 19<sup>th</sup> August and 04<sup>th</sup> Oct. to 31<sup>st</sup> December, the training sessions was not held due to the corona pandemic.

- Table Tennis Association of Sri Lanka
- Sri Lanka Chess Federation
- Sri Lanka Judo Federation
- National Aquatic Sports Union of Sri Lanka (NASU)

### **Provincial and District Associations**

- Western Province Rugby Football Union
- Gampaha District Cricket Association
- Gampaha District Netball Association
- Western Province Badminton Association
- Gampaha District Basketball Association

### **Other Associations**

Sri Lanka Universities Sports Association

## **8.6 Other Positions held by Staff members during the year of 2020**

### **Mr. GGU Saman Kumara**

Executive committee member of Athletic Association in Sri Lanka

Hony Recorder of Athletic Association in Sri Lanka

Recorder of Sri Lanka Universities Sports Association

Member of Judges Panel for Presidential Sports Awards

Member, National Monitoring Committee for human strange Performances

### **Mr. HDSP Wijegunaratne**

Chairman, Table Tennis Sub Committee of SLUSA

Member of Badminton, Rugger, Sub committees of SLUSA

Vice President Sri Lanka Table Tennis Association

### **Ms. GASG Godamune**

Chairman, Hockey subcommittee of SLUSA & Member of Karate, Netball, Basketball & Taekwondo subcommittee of SLUSA

### **Ms. HMKT Karunarathne**

Member of Taekwondo, Weightlifting subcommittee of SLUSA

## 9. Activities on Sustainable Development Goals

The sustainable development goals, also known as the Global Goals, were first declared at the United Nations Conference on Sustainable Development in Rio de Janeiro in 2012. The SDGs include a set of 17 aspirational global goals with 169 targets and 244 indicators. These goals are set to eradicate poverty, protect the planet, and ensure that all people enjoy peace and prosperity (Department of Census and Statistics, Sri Lanka, 2017).

The University of Kelaniya, incorporated in its vision, “To become a center of excellence in the creation and dissemination of knowledge for sustainable development”, has been working towards ensuring that SDGs are met successfully over past years. The University is focused on fulfilling the SDGs not only within the University but also, tries to convince the public of Sri Lanka is benefitted from the University’s activities. To actualize these targets and for the convenience of close monitoring, the proposed activities mentioned herewith are incorporated in the Action Plan 2021 and Corporate Plan 2021-2025 of the University.

Apart from that, the University has established a Centre for Sustainability Solutions which ensures the contribution of the University to sustainable development of the country through environmentally sound approaches and practices. The CSS is intensely active in protecting the environment of the University and to implement the green University concept within the premises. And thus, the University of Kelaniya could rank 1<sup>st</sup> in the island in UI green metrics ranking for several years.

Moreover, each Faculty has a research center and a centralized Research Council which supports various studies and research on SDG’s. Each research centers and the Research Council provide facilities to conduct research and studies and to research conferences and symposia. The University has aligned all the academic faculties, units and centers and administration in SDG’s through the corporate plan and action plan of the University and is improving the engagement in fulfilling SDG’s every year. The University continuously monitors the improvement yearly by calculating the KPI’s and following it up by the annual progress report and, taken up at the University’s progress meetings where applicable.

### 9.1 Information Related to Knowledge Dissemination to the Public

The University’s staff and students of different Faculties, Departments, Units and Centers annually organize number of various activities to disseminate important knowledge to people. Yet the 2020 was an extreme year compared to previous years, several activities were carried out via online and using higher safeguard measures. These activities have addressed the SDGs of the UNs global goals as listed in the table 10-1.

Table 9-1: Knowledge dissemination programs conducted in accordance with SDGs.

Goal	Target	Activity
02. End hunger, achieve food security and improved nutrition and promote sustainable agriculture	2.5 By 2020, maintain the genetic diversity of seeds, cultivated plants, and farmed and domesticated animals and their related wild species, including through soundly managed and diversified seed and plant banks at the national, regional, and international levels, and promote access to and fair and equitable sharing of benefits arising from the utilization of genetic resources and associated traditional knowledge, as internationally agreed	Workshop on plant tissue culture techniques for plant growers
03. Ensure healthy lives and promote well-being for all at all ages	3.3 By 2030, end the epidemics of AIDS, tuberculosis, malaria and neglected tropical diseases and combat hepatitis, water-borne diseases, and other communicable diseases	Use of Genetically Modified Mosquitoes for control of dengue in Sri Lanka
	3.4 By 2030, reduce by one-third premature mortality from non-communicable diseases through prevention and treatment and promote mental health and well-being	Awareness programs on importance of dengue vector control through sterile male mosquito releasing for healthcare workers, community living in Gampaha MOH area, Community leaders, school children
04. Ensure inclusive and equitable quality education and promote lifelong learning opportunities for all	4.1 By 2030, ensure that all girls and boys complete free, equitable, and quality primary and secondary education leading to relevant and effective learning outcomes	Awareness programs on behavioral therapy, psychoanalytic therapy, child psychology and language development 0-6 years, special educational and psychological support program for counsellors, health workers, and teachers /parents of children in Centre of Education of Hearing-Impaired Children and school children
	4.4 By 2030, substantially increase the number of youth and adults who have relevant skills, including technical and vocational skills, for employment, decent jobs, and entrepreneurship	Lecture on literacy teaching and learning in the Covid-19 crisis and beyond
	4.5 By 2030, eliminate gender disparities in education and ensure equal access to all levels of education and vocational training for the vulnerable, including persons with disabilities, indigenous peoples, and children in vulnerable situations	Leadership Training Program for Schools
05. Achieve gender equality and empower all women and girls	5.5 Ensure women's full and effective participation and equal opportunities for leadership at all levels of decision-making in political, economic, and public life	CONNECT AND ADAPT TO LEARN AND LIVE: DEAF EDUCATION IN SRI LANKA. Post in the blog UKFIET education and development forum on May 7, 2020,   Coronavirus, Education and Disabilities
		The Virtual Discussion with Academia on Women and Reparations for Academic Professionals organized by the Centre for Equality and Justice (CEJ)

		Women politicians in Sri Lanka - 6 workshops in Sri Lanka, Conducted a training program on Understanding Personality and self
08. Promote sustained, inclusive, and sustainable economic growth, full and productive employment, and decent work for all	8.2 Achieve higher levels of economic productivity through diversification, technological upgrading, and innovation, including through a focus on high value added and labor-intensive sectors	Webinar on 'Career Choices' for undergraduates and graduates
		Graduate management training program
09. Build resilient infrastructure, promote inclusive and sustainable industrialization and foster innovation	9.4 By 2030, upgrade infrastructure and retrofit industries to make them sustainable, with increased resource-use efficiency and greater adoption of clean and environmentally sound technologies and industrial processes, with all countries taking action in accordance with their respective capabilities	Workshop on Digital Transformation of Sri Lanka: Future of Banking for Central bank staff, banking staff and business community
		Skill Development Program on "SOCIAL MEDIA DIGITAL MARKETING" for undergraduates and postgraduate students
13. Take urgent action to combat climate change and its impacts	13.2 Integrate climate change measures into national policies, strategies, and planning	Nationally determined contributions to Climate Change Adaptation by conducting 10 workshops to Agriculture, Biodiversity, Irrigation, Water, Livestock, Urban, Tourism, Fisheries, Health Coastal and Marine sector mid to senior level stakeholders
15. Protect, restore, and promote sustainable use of terrestrial ecosystems, sustainably manage forests, combat desertification, and halt and reverse land degradation and halt biodiversity loss	15.1 By 2020, ensure the conservation, restoration and sustainable use of terrestrial and inland freshwater ecosystems and their services, in particular forests, wetlands, mountains, and drylands, in line with obligations under international agreements	Seminar on insect pollinator conservation for teacher trainers
		International Training Course on the Field Sampling and Identification of Ants

## 9.2 Proposed Activities on Sustainable Development Goals

The University of Kelaniya has taken several actions to incorporate SDGs to the works carried out in the University with the aim of bringing those actions to reality to develop the University and to contribute to the national development in the long run. Table 10-2 describes the identified SDGs and proposed and implementing activities of the University of Kelaniya.

Table 9-2: Proposed and on-going activities to achieve SDG's

Goal	Proposed Action/s
03. Ensure healthy lives and promote well-being for all at all ages	Enhance the facilities of the new ETU (Emergency Treatment Unit) and its maintenance
	Renovate and expand the Day treatment Unit
	Improve Dental Care Facilities and services
	Enhance Pharmacy and Laboratory facilities
	Enhance Ayurvedic medical care facilities & Services

	Commence Counselling services and Awareness programs for students and staff
04. Ensure inclusive and equitable quality education and promote lifelong learning opportunities for all	Introduce and conduct innovative, quality, and attractive study programs
	Revise the existing curricula to meet national and international needs
	Encourage lifelong learning to enable students and graduates to realize their full potential
	Provide more opportunities for the development of students' soft skills
	Provide opportunities for students to get practical experience in appropriate industry, where applicable
	Conduct an annual, comprehensive assessment of the quality of teaching in each faculty and convey the results to staff
	Provide students with more opportunities to participate in sports, clubs, and societies, together with opportunities for leadership and formal recognition of their extra curricula activities
	To strengthen personal support for students
	Provide Exchange/link programs with international higher educational institutions.
	Enhance the physical infrastructure to increase capacity, quality, and sustainability of learning environment
	Environmental Sustainability extension project themed 'I go Green': To give the awareness and hands on experience to the children of the academic and nonacademic staff, university of Kelaniya.
	Sustainability Leadership Program for Undergraduates conducted faculty wise. It is expected to extend this program to the staff.
	Introduction of courses on sustainability to undergraduate programs
	Initiate dialogues with relevant industries and implement sustainability programs in the university/ industry.
	Active participation and contribution in national events/ programs
05. Achieve gender equality and empower all women and girls	Orientation & Gender Awareness Programs
	Gender Mainstreaming for students of University of Kelaniya via webinars considering.
	World Women's Day program Activity – Book Exchange program
	Inter University Debates on Gender Equality
	Curriculum Development in Gender Studies
06. Ensure availability and sustainable management of water and sanitation for all	Sprinkler system to irrigate lawns.
	Construction of storm water retention areas and water sump
	Construction of wastewater treatment plant
	The use of water efficient appliances (Water tap, toilet flush etc.)
07. Ensure access to affordable, reliable, sustainable, and modern energy for all	Building up a security raser wire over boundary wall
	Use of solar energy for boilers – senior common room and student canteens
	Installation of solar power charger stations for laptops and mobiles within university premises.
	Upgrading of electrical panel system
09. Build resilient infrastructure, promote inclusive and sustainable industrialization and foster innovation	On-going constructions of the infrastructure facilities for the Faculty of Computing & Technology is expected to acquire the "Platinum" green rating under both Urban Development Authority (UDA) Blue-Green and the Green Building Council of Sri Lanka (GBCSL) green building certification schemes. These building have been designed as energy efficient buildings with a Building Energy Index (BEI) of approximately 76 KWh/m <sup>2</sup> /year. The building complex will have many other green features including a solar energy generating system with a capacity of 230KW, a mini vertical windmill, solar tubes for illuminating corridors etc. The water efficiency is projected to be about 40%. The buildings themselves are expected to be laboratories for the sustainable technology domain with access to students, researchers as well as practitioners.
12. Ensure sustainable consumption and production patterns	Say "No" to Polythene: Banning polythene usage in the university and introducing a reusable bag as an alternative
	Training Session for foreign students on waste segregation, 3-R concept, and compost production
	Streamlining paper waste management of University of Kelaniya
	Streamlining solid waste Management Program
	Paper recycling project
	Increasing use of IT and electronic communication to reduce the waste of paper

13. Take urgent action to combat climate change and its impacts	Increase of total area on campus covered in planted vegetation by 10%, Green walls
	Extension to plant nursery
	Habitat enrichment for wildlife (Dalugama and Ragama premises)
15. Protect, restore, and promote sustainable use of terrestrial ecosystems, sustainably manage forests, combat desertification, and halt and reverse land degradation and halt biodiversity loss	Acquiring 150 hectares of forest land in Puttalam
	Display boards to increase concern for environment
	Improve habitats for certain animal species including butterflies
17. Strengthen the means of implementation and revitalize the global partnership for sustainable development	Signing MOUs for mutual benefits and to strengthen relationships with industries and organizations
	Conduct joint programs with professional bodies
	Implement a university environmental policy through specified strategies, issue relevant guidelines and circular to control stakeholder behavior.



---

---

# PART TWO

## ANNUAL ACCOUNTS 2020

---

---

## 10 Financial Statements and Information

### 10.1 Financial Statements 2020

UNIVERSITY OF KELANIYA			
STATEMENT OF FINANCIAL POSITION			
As at 31 <sup>st</sup> December	Note	2020 LKR	2019 (Restated) LKR
<b>ASSETS</b>			
<b>NON-CURRENT ASSETS</b>			
Property Plant & Equipment	13	12,780,947,955	11,360,550,957
Library Books & Cloaks	14	22,387,757	37,734,789
Capital Work in Progress	15	270,265,323	1,482,068,586
Intangible Assets	16	18,799,505	29,074,292
Financial Assets	17	3,752,118,898	3,745,437,594
		<b>16,844,519,439</b>	<b>16,654,866,218</b>
<b>CURRENT ASSETS</b>			
Inventories	18	38,251,750	41,238,457
Sundry Debtors & Receivables	19	385,577,151	329,290,191
Advances to Staff	20	1,323,897	1,147,147
Advances & Prepayments	21	151,767,386	171,576,970
Cash & Cash Equivalents	22	360,279,207	137,698,301
		<b>937,199,392</b>	<b>680,951,067</b>
<b>TOTAL ASSETS</b>		<b>17,781,718,830</b>	<b>17,335,817,285</b>
<b>EQUITY AND LIABILITIES</b>			
<b>EQUITY</b>			
Capital Grants Spent	23	5,379,052,651	5,479,252,287
Capital Grants Unspent	24	217,312,290	131,464,984
Cabinet Approved Building Project Fund	25	17,272,549	17,272,549
Revaluation Surplus		8,129,394,471	7,517,362,872
Retained Earning		252,412,171	307,461,794
		<b>13,995,444,132</b>	<b>13,452,814,485</b>
<b>RESERVES &amp; RESTRICTED FUNDS</b>			
Internal Restricted Fund	26	1,186,340,246	1,108,541,084
Endowment Funds	27	21,069,714	20,222,773
Research Grants	28	116,028,146	133,161,640
Income Received in Advance	29	748,150,436	1,000,248,086
		<b>2,071,588,542</b>	<b>2,262,173,583</b>

		<u>Rs.</u>	<u>Rs.</u>
<b><u>NON CURRENT LIABILITIES</u></b>			
Provision for Retiring Gratuity	30	1,391,445,943	1,267,115,037
		<u>1,391,445,943</u>	<u>1,267,115,037</u>
<b><u>CURRENT LIABILITIES</u></b>			
Deposit Refundable	31	143,178,816	154,551,491
Accrued Expenses & Other Payables	32	180,061,398	199,162,691
		<u>323,240,214</u>	<u>353,714,181</u>
<b>TOTAL EQUITY AND LIABILITIES</b>		<u>17,781,718,830</u>	<u>17,335,817,285</u>

These Financial statements have been prepared & presented in compliance with Public Sector Accounting Standards issued by the Institute of Chartered Accountants of Sri Lanka.



Bursar

The Council Members are responsible for the preparation & presentation of these Financial Statements.

Signed for and on behalf of the Council.



Senior Prof. Nilanthi de Silva  
Vice-Chancellor



Prof. Ariyaratna Jayamaha  
Council Member



Dr. P. N. D. Fernando  
Council Member

Kelaniya.  
February 25<sup>th</sup> 2021

**UNIVERSITY OF KELANIYA**  
**STATEMENT OF FINANCIAL PERFORMANCE**

For the year ended 31 <sup>st</sup> December,	Note	2020	2019
<u>REVENUE</u>		<u>LKR</u>	<u>LKR</u>
Government Grants - Recurrent Expenditure	4	4,089,000,000	3,775,000,000
Government Grants -Capital Expenditure		26,934,411	32,805,036
Internal Income	5	1,286,763,330	1,665,273,405
Amortization of Government Grants & Donation		441,688,616	768,811,881
Grants - Mahapola		83,138,300	117,816,450
Grants - Bursary		66,856,000	61,371,100
<b>TOTAL REVENUE</b>		<b>5,994,380,657</b>	<b>6,421,077,872</b>
<u>EXPENSES</u>			
Personal Emoluments	6	(3,816,116,835)	(3,489,497,380)
Travelling Expenses	7	(2,507,449)	(8,006,006)
Supplies	8	(80,815,609)	(107,636,756)
Maintenance Expenses	9	(27,698,706)	(24,592,110)
Contractual Services	10	(374,877,317)	(454,086,529)
Other Recurrent Expenses	11	(94,416,385)	(152,615,353)
Provision for Gratuity		(217,991,302)	(132,856,976)
Expenditure on Fee - levying Courses/Special services		(148,251,896)	(225,810,014)
Expenditure on Development fund	12	(114,447,250)	(302,532,626)
Rehabilitation & Improvement Expenses		(26,934,411)	(32,805,036)
Loss on disposal of fixed assets		-	(365,000)
Depreciation		(623,218,562)	(610,220,892)
Amortization of Intangible Assets		(10,274,786)	(10,368,215)
Expenses - Bursary		(66,856,000)	(61,371,100)
Expenses- Mahapola		(83,138,300)	(117,816,450)
<b>TOTAL EXPENSES</b>		<b>(5,687,544,808)</b>	<b>(5,730,580,444)</b>
<b>SURPLUS/(DEFICIT) FOR THE YEAR</b>		<b>306,835,849</b>	<b>690,497,428</b>

**UNIVERSITY OF KELANIYA**  
**CASH FLOW STATEMENT**

**For the year ended 31<sup>st</sup> December**

**CASH FLOWS FROM OPERATING ACTIVITIES**

	<b>2020</b>	<b>2019 (Restated)</b>
Surplus/(Deficit) from Operating activities	306,835,849	690,497,428
<b>Adjustments</b>		
Depreciation	623,218,562	610,220,892
Interest From Investments	(362,077,358)	(430,928,787)
Provision For Gratuity	217,991,302	132,856,976
Amortization of Government Grants & Donations	(441,688,616)	(768,811,881)
Amortization of Intangible Assets	10,274,786	10,368,215
Loss on Disposals of Fixed Assets	-	365,000
Government Grant-Rehabilitation and Maintenance	(26,934,411)	(32,805,036)
Income Contributed to University Funds/Non Monetary Adjustment	(212,745,308)	(223,664,765)
<b>Net Cash Flow From Operating Activities before Working Capital Changes</b>	<b>114,874,805</b>	<b>(11,901,956)</b>
(Increase)/Decrease in Inventories	2,986,707	(10,307,763)
(Increase)/Decrease in Sundry Debtors & Receivables	(61,858,649)	194,028,995
(Increase)/Decrease in Loan & Advances to the Staff	5,603,293	4,883,973
(Increase)/Decrease in Advances & Pre Payments	19,809,584	18,837,659
(Increase)/Decrease in Accrued & Other Payable Expenses	(19,101,293)	(247,534,108)
(Increase)/Decrease in Deposits Refundable	(11,372,674)	6,778,975
<b>Net Cash Flow From Operating Activities After Working Capital Changes</b>	<b>50,941,774</b>	<b>(45,214,226)</b>
Gratuity Payment	(97,432,924)	(53,006,460)
<b>Net Cash Flow From Operating Activities</b>	<b>(46,491,151)</b>	<b>(98,220,687)</b>

**CASH FLOWS FROM INVESTING ACTIVITIES**

Purchase of Property, Plant and Equipment	(297,977,398)	(280,348,029)
Sale Proceeds on Property, Plant and Equipment	-	955,000
Interest From Investments	367,709,047	165,482,453
Capital Work in Progress	(67,402,811)	(293,621,454)
Intangible Assets	-	(27,500)
Investments	(12,461,347)	(124,174,736)
Restricted Funds and Grants	846,941	(5,713,134)
<b>Net Cash Flow From Investing Activities</b>	<b>(9,285,569)</b>	<b>(537,447,398)</b>

**CASH FLOWS FROM FINANCING ACTIVITIES**

Government Grant- Capital	308,000,000	443,500,000
Other Special Grants-Capital and Capital Contribution from other sources	168,402,586	-
Utilization of External Funds	(198,044,962)	74,902,010
<b>Net Cash Flow From Financing Activities</b>	<b>278,357,624</b>	<b>518,402,010</b>
Net Increase/ (Decrease) in Cash and Cash Equivalents	222,580,905	(117,266,077)
Cash and Cash Equivalents at the beginning of the year	137,698,301	254,964,378
<b>Cash and Cash Equivalents at the end of the year</b>	<b>360,279,207</b>	<b>137,698,301</b>



**UNIVERSITY OF KELANIYA**  
**STATEMENT OF CHANGES IN EQUITY**

	Capital Grants Spent	Capital Grants Unspent	Building Projects Cabinet Approved	Revaluation Surplus	Retained Earnings	Reserves & Restricted Funds	Total
	LKR	LKR	LKR	LKR	LKR	LKR	LKR
<b>Balance as at 01<sup>st</sup> January 2019</b>	<b>5,510,729,329</b>	<b>243,898,936</b>	<b>234,115,706</b>	<b>6,857,144,861</b>	<b>510,361,655</b>	<b>2,048,261,145</b>	<b>15,404,511,632</b>
Surplus / (Deficit) for the Year	-	-	-	-	690,497,428	-	690,497,428
Transfers / Net movements	(31,477,042)	(112,433,952)	(216,843,158)	660,218,011	219,693	6,781,084	306,464,636
Funds Transfer to MBBS Grant	-	-	-	-	(37,725,892)	37,725,892	-
Funds Transfers from Academic Research	-	-	-	-	16,533,410	(16,533,410)	-
Funds Transfers from Fee-levying courses	-	-	-	-	(120,470,706)	120,470,706	-
Funds Transfers from CDCE	-	-	-	-	(56,317,963)	56,317,963	-
Fund Transfers to Library Funds	-	-	-	-	(9,150,204)	9,150,204	-
Actual (Gain)/Loss on PV-DBO	-	-	-	-	(686,485,628)	-	(686,485,628)
<b>Balance as at 31<sup>st</sup> December 2019</b>	<b>5,479,252,287</b>	<b>131,464,984</b>	<b>17,272,548</b>	<b>7,517,362,872</b>	<b>307,461,794</b>	<b>2,262,173,583</b>	<b>15,714,988,068</b>

	Capital Grants Spent	Capital Grants Unspent	Building Projects Cabinet Approved	Revaluation Surplus	Retained Earnings	Reserves & Restricted Funds	Total
	LKR	LKR	LKR	LKR	LKR	LKR	LKR
<b>Balance as at 01<sup>st</sup> January 2020</b>	<b>5,479,252,287</b>	<b>131,464,984</b>	<b>17,272,549</b>	<b>7,517,362,872</b>	<b>307,461,793</b>	<b>2,262,173,583</b>	<b>15,714,988,068</b>
Surplus / (Deficit) for the Year	-	-	-	-	306,835,849	-	306,835,849
Transfers / Net movements	(100,199,636)	85,847,306	-	511,668,995	(4,539,617)	(403,330,350)	89,446,698
Funds Transfer to MBBS Grant	-	-	-	-	(15,949,552)	15,949,552	-
Funds Transfers from Fee-levying courses	-	-	-	-	(189,638,309)	189,638,309	-
Fund Transfers to Library Funds	-	-	-	-	(7,157,447)	7,157,447	-
Prior Year adjustment	-	-	-	100,362,604	(140,828,017)	-	(40,465,412)
Actual (Gain)/Loss on PV-DBO	-	-	-	-	(3,772,528)	-	(3,772,528)
<b>Balance as at 31<sup>st</sup> December 2020</b>	<b>5,379,052,651</b>	<b>217,312,290</b>	<b>17,272,549</b>	<b>8,129,394,471</b>	<b>252,412,171</b>	<b>2,071,588,542</b>	<b>16,067,032,675</b>

**UNIVERSITY OF KELANIYA****SUMMARY OF SIGNIFICANT ACCOUNT POLICIES TO THE FINANCIAL STATEMENTS – 2020****1. Corporate Information****1.1 Reporting Entity**

University of Kelaniya has been incorporated under the Universities Act No. 16 of 1978, and situated at Dalugama, Kelaniya, Sir Lanka. The University is functioning under the Ministry of Education. Before 13<sup>th</sup> August 2020, the University was under the purview of the Ministry of Education, Technology and Innovation.

**1.2 Nature of Operations and Principal Activities of the University**

This is a national University mainly operating on government's funds.

The University consists of Seven Faculties namely Faculty of Commerce and Management Studies, Faculty of Humanities, Faculty of Social Sciences, Faculty of Science, Faculty of Medicine, Faculty of Computing & Technology and Faculty of Graduate Studies .

The Vision of it is to become a Centre of excellence in creation and dissemination of knowledge for sustainable development. Main activities of the University are teaching, learning and promoting the research.

The Goals of the University are as follows:

- (i) To create a high quality and flexible teaching and learning environment.
- (ii) To develop the highest quality faculty and staff to attain the strategic goals of the University.
- (iii) To create a multi-disciplinary research culture of global standing.
- (iv) To improve the image of the university by widening the range of economic and social engagements.
- (v) To develop an excellent system of governance through efficient and effective administration and financial management.



**1.3 Date of authorization of Financial Statements**

The Financial Statements were authorized to issue by the Council Members on 09.02.2021.

**1.4 Responsibility for Financial Statements**

The Management is responsible for the preparation and fair presentation of the financial statements in accordance with Sri Lanka Public Sector Accounting Standards and for such internal control as the management determines is necessary to enable the preparation of financial statements that are free from material misstatements, whether due to fraud or error.

Components of Financial Statements are as follows:

- (i) Statement of financial position
- (ii) Statement of financial performance
- (iii) Statement of changes in net assets/equity
- (iv) Cash flow statement
- (v) Statement of comparison of Budget and Actual amount
- (vi) Notes, comprising a summary of significant accounting policies and other explanatory notes

**1.5 Reporting period**

The financial period of the University represents a twelve-month period from 1<sup>st</sup> January 2020 to 31<sup>st</sup> December 2020.

**2. Basis of Preparation****2.1 Statement of Compliance**

The Financial Statements comprise the Statement of Financial Position, Statement of Financial Performance, Statements of Changes in Net Assets / Equity, Cash Flow Statement and Notes to the Financial Statements. These statements have been prepared in accordance with the Sri Lanka Public Sector Accounting Standards (SLPSAS) Volume I, II & III issued by the Institute of Chartered Accountants of Sri Lanka and adopted by the University Grants Commission by its Financial Circular Letter No. 2/2018. The accounting policies adopted are consistent with those used in the previous financial year. However, Sri Lanka Accounting Standards (LKAS) also have been used in the areas where no Public Sector Accounting Standards are available.

**2.2 Basis of Measurement**

The Financial Statements have been prepared on the historical cost basis and apply consistently. No adjustments have been made for inflationary factors affecting to the Financial Statements except for the property, plant and equipment measured at fair value and retirement benefit obligations measured based on actuarial valuation method. The specific policies are explained in the succeeding notes.

**2.3 Going Concern**

Financial Statements have been prepared on the assumption that University is a going concern. The Council have made an assessment of the University's ability to continue as a going concern in the foreseeable future. Furthermore, the Council is not aware of any material uncertainties that may cast significant doubt upon the University's ability to continue as a going concern and they do not intend either to liquidate or to cease operations of the University. Therefore, the financial statements continue to be prepared on the going concern basis.

**2.4 Accrual basis of Accounting**

The Financial Statements, except for information on Statement of Cash Flows have been prepared following the accrual basis of accounting.

**2.5 Functional and Presentation currency**

The financial statements are presented in Sri Lankan Rupees (LKR), which is the University's functional and presentation currency.

**2.6 Materiality and Aggregation**

Each material class of similar items have been presented separately in the financial statements. Items of dissimilar nature or function have presented separately unless they are immaterial.

**2.7 Comparative Information**

Comparative information including quantitative, narrative and descriptive information as relevant is disclosed in respect of previous Financial Statements. The presentation and classification of the Financial Statements of the previous year are amended, where relevant for better presentation and to be comparable with those of the current year.

**2.8 Rounding**

All financial information presented in Sri Lankan Rupees has been rounded to the nearest rupee except when otherwise indicated as permitted by the Sri Lanka Public Sector Accounting Standards.

**2.9 Offsetting**

Assets and Liabilities or income and expenses, are not offset unless required or permitted by Sri Lanka Public Sector Accounting Standards.

**2.10 Events after the reporting period**

All material events after the reporting date has been considered and where appropriate adjustments or disclosures wherever necessary have been made in the Financial Statements.

**2.11 Transaction of foreign currencies and balances**

Foreign currency transactions are translated into the functional currency using the exchange rates prevailing at the dates of the transactions or valuation where item are measured. Foreign exchange gains and losses resulting from the settlement of such transactions and from the translation at year end exchange rates of monetary assets and liabilities denominated in foreign currencies are recognized in the income statement.

**3. Summary of significant Accounting Policies****3.1 Assets and Basis of their Valuation.****3.1.1 Property, Plant & Equipment**

The University applies the requirement of SLPSAS 07 on 'Property, Plant & Equipment' in accounting for its owned assets which are held for and used in the provision of the services or for administration purpose and expected to be used for more than one year. Property, Plant & Equipment (PPE) includes Lands, Buildings & Improvements, Office Furniture, Office Equipment, Lab & Teaching Equipment, Motor Vehicles, Water & Electricity Supply Scheme, Library Books and Periodicals, Cloaks, Machinery and Other Assets.

**3.1.1.1 Basis of recognition**

Property, Plant and Equipment is recognized if it is probable that future economic benefit associated with the assets will flow to the University and cost of the asset can be reliably measured.

**3.1.1.2 Initial recognition**

Property, Plant & Equipment are initially recognized at cost including the cost of purchase with any incidental expenses incurred in bringing the assets to its working conditions for its intended use, subsequent to initial recognition, property plant and equipment are measured at cost less accumulated depreciation and accumulated impairment loss.

**3.1.1.3 Subsequent costs**

The cost of replacing component of an item of property, plant & equipment is recognized in the carrying amount of the item if it is probable that the future economic benefits embodied within the part will flow to the University and its cost can be measured reliable. The carrying amount of the replaced part is derecognized in accordance with the derecognition policy given below.

The costs of the repair and maintenance of property, plant & equipment are recognized in the Statement of Financial Performance as incurred.

**3.1.1.4 Derecognition**

The carrying amount of an item of property, plant & equipment is derecognized on disposal; or when no future economic benefits are expected from its use. Any gains and losses on derecognition are recognized (calculated as the difference between the net disposals proceeds and the carrying amount of the assets) in the Statement of Profit or Loss. Gains are not classified as revenue.

**3.1.1.5 Depreciation**

Depreciation is recognized in the statement of Financial Performance on the straight line basis on each component of an item of property, Plant and Equipment other than freehold land. Depreciation of an asset begins when it is available for use and ceases at the earlier of the date that the asset is classified as held for sale and the date that the asset is de-recognized.

The estimated useful lives for the current and comparative periods are as follows:

<u>Assets Category</u>	<u>Estimated useful life</u>
Buildings & Improvements	20 years
Office Furniture	10 years
Office Equipment	5 years
Lab & Teaching Equipment	5 years
Motor Vehicles	5 years
Water & Electricity Supply Scheme	10 years
Library Books & Periodicals	5 years
Cloaks	5 years
Machinery	5 years
Others Assets	5 years

The assets residual values and useful life are reviewed, and adjusted if appropriate, at the end of each reporting period, as assets carrying amount is written down immediately to its recoverable amount if the asset's carrying amount is greater than its estimated recoverable amount.

Gains and losses on disposals are determined by comparing the proceeds with the carrying amount and gain/(Loss) is recognized in the statements of comprehensive income.

#### **3.1.1.6 Measurement after recognition**

- **Cost Model**

After recognition all the Property Plant and equipment except the classes of Land are carried at its cost less accumulated depreciation. Lands are carried at its costs.

- **Revaluation Model**

After initial recognition below classes of Property Plant and equipment (Lands, Buildings, Cloaks, Motor vehicles) whose fair value can be measured reliably has been carried at revalued amounts, which is fair value at the date of revaluation less any subsequent accumulated depreciation and subsequent accumulated impairment losses.

These classes of assets are revalued at a frequency of once in every five years.

Carrying value of property, plant & equipment and intangible assets are reviewed at each reporting date to determine whether there is any indication of impairment if any such indications exists, then the assets recoverable amount is estimated. An impairment loss is recognized if the carrying amount of an asset exceeds its recoverable amount. Impairment losses are recognized in the statement of financial performances.



• Details of Revaluation of assets are as follows:

Assets	Date of revaluation	Revalued by	Carrying value of assets	Revalued amount of assets	Revaluation surplus
Lands	31.12.2018	Department of Valuation	1,155,750,767	4,204,580,000	3,048,829,233
Lands	01.01.2019	-do -	-	700,210,000	700,210,000
Buildings	31.12.2018	-do -	2,845,249,161	5,375,839,000	2,530,589,838
Buildings	01.01.2019	-do -	-	118,599,000	118,599,000
Cloaks	31.12.2018	- do -	884,446	12,020,320	11,135,874
Motor Vehicles	01.01.2018	- do -	27,838,603	114,940,000	87,101,397
Lands	31.12.2020	-do-	58,514,788	547,160,000	488,645,213
Buildings	31.12.2020	-do-	39,826,218	62,850,000	23,023,783
<b>Total</b>					<b>7,008,134,337</b>
<b>Revaluation surplus Balance as at 01.01.2018</b>					<b>1,121,260,134</b>
<b>Revaluation surplus Balance as at 31.12.2020</b>					<b><u>8,129,394,471</u></b>

Revaluation surplus may be transferred to the general reserve proportionately as the assets are used by the university. In such a case, the amount of the surplus transferred would be the difference between depreciation based on the assets' original cost.

### 3.1.2 Investments

Investments represent investment in fixed deposits and savings accounts. These investments have been accounted in compliance with SLFRS 09. The investment in fixed deposits and savings accounts have been classified at amortized cost as per SLFRS 09. They are initially measured at fair value and subsequently measured at fair value less amortized cost by using effective interest rate as required by SLFRS 09.

**3.1.3 Staff Loans**

The staff loans include distress loan, computer loan, publication loan, vehicle loan and other staff loans. The staff loans have been classified as financial assets at amortized cost as per SLFRS 09. Impairment loss in any staff loan have been recognized on expected cost method as stipulated in SLFRS 09.

**3.1.4 Capital work-in-progress**

Capital expenses incurred on PPE which are not completed as at the reporting date are shown as Capital Work – in – Progress and cost incurred on Capital Work – in – progress is transferred to Property, Plant and Equipment when it is available for use.

**3.1.5 Intangible assets**

Computer software and online journals have been recognized as intangible assets when it is probable that future economic benefits that are attributable to the assets will flow into the enterprise and the cost of the asset can be measured reliably. Intangible assets acquired are stated at cost less accumulated amortization and accumulated impairment losses. These cost are amortized over a period of 5 years.

**3.1.6 Current assets**

Current Assets classified in Statement of Financial Position are those which are expected to be realized in, or consumed in the University's normal operating cycle, expected to be realized within twelve months after the reporting date or cash or a cash equivalent.

**3.1.7 Inventories**

Inventories are stated at cost and determined on First in First out (FIFO) basis. Inventories mainly comprise of stationary and spare parts. Inventories are for consumption and not for resale.



**3.1.8 Cash & cash equivalents**

Cash and cash equivalents are defined as cash in hand, demand deposits and short term highly liquid investments readily convertible to known amounts of cash and subject to insignificant risk of change in value. For the purpose of cash flow statement, cash & cash equivalents include cash in hand and deposits in banks. Investments with short term maturity of six months or less from the date of acquisition are also treated as cash equivalents. The cash flow statement is prepared based on the indirect method.

**3.2 Accounting for government grants for capital expenditure****3.2.1 Recurrent grant**

Recurrent grants are recognized in the Statement of Financial Performance on cash basis. Cost of rehabilitation of PPE and capital grants for construction and new work are recognized either as work in progress or Capital Assets where necessary.

**3.2.2 Contribution to capital outlay from outside grants**

The value of Property Plant & Equipment purchased out of generated funds & various project funds were shown as "Contribution to Capital Outlay from outside Grants".

**3.2.3 Capital grants**

Government Grants for the Capital expenditure has presented in the Financial Statements in accordance with the LKAS 20 due to the absence of SLPSAS. According to the LKAS 20 Capital Grants has been recognized as deferred income in the statement of financial position and amortized over the useful life of the asset.

**3.2.4 Internally restricted funds**

Internally restricted funds include funds committed for specific purpose. Faculty Development funds represent the cumulative position of Faculties/Departments Funds with net unspent balances at the year end.

**3.2.5 Endowment Fund**

Endowment funds include restricted donations received by the University and investment returns generated from endowment funds which are used in accordance with the various purpose established by the donors.

**3.3. Employee benefits****Defined contribution plans**

Employees are eligible for University Provident Fund (UPF) Contributions, Employees' Trust Fund (ETF), University pension fund and contributions are in line with the respective statutes and regulations. The University of Kelaniya pays fixed contributions on basic emoluments plus cost of living allowances, academic allowances and monthly compensation allowances of employees to the University Provident Fund and Employees' Trust Fund, University pension fund and will have no legal or constructive obligation to pay further amounts. This obligation falls within the scope of the defined contribution plan SLPSA 19 on employment benefit. Obligation for contribution to defined contribution plan are recognized in profit or loss as the related service is provided.

**Defined benefits plans**

Defined benefit plans are post-employment plans other than defined contribution plans. The University of Kelaniya is liable to pay gratuity in terms of the Payment of Gratuity Act No. 12 of 1983.

**3.4 Liabilities and provisions****Current Liabilities**

Current Liabilities are stated at their book value.

**Provisions**

Provisions are recognized when the University has present obligations (legal and constructive) as a result of a past event, where it is probable that an outflow of resources embodying economic benefits will be required to settle the obligation and a reliable estimate can be made of the amount of the obligation.

**3.4.1 Defined benefit obligations**

In accordance with the Gratuity Act No. 12 of 1983, a liability arises for a defined benefit obligation to employees. Such defined benefit obligation is a post-employment benefit obligation falling within the scope of Sri Lanka Public Sector Accounting SLPSA 19 Employee Benefit. The liability recognized in the Statement of Financial Position is the present value of the defined benefit obligation at the reporting date. The calculation is performed annually by a qualified actuary using the projected unit method (PUC). Re-measurement of the defined benefit liability, which comprises actuarial gains and losses are recognized immediately in the statement of financial performances. The University recognizes the increase in defined benefit liability attribute to the services provided by employees during the year (current service cost) in profit or loss together with interest expenses. The discount rate has been derived considering the yield of government bonds.

**Accounting Estimate**

The actuarial valuation involves making assumptions about discount rates, expected rates of return on assets, future salary increase and mortality rates, due to the long term nature of the obligation, such estimates are subject to significant uncertainty.

**3.4.2 Contingent liabilities and contingent assets**

A contingent liability is a possible obligation that arises from past events whose existence will be continued by the occurrence or non-occurrence of one or more uncertain future events beyond the control of the programme or a present obligation that is not recognized because it is not probable that an outflow of resources will be required to settle the obligation.

A contingent liability also arises in extremely rare cases where there is a liability that cannot be measured reliably. The University does not recognize a contingent liability but disclose its existence in the financial statement.

A contingent asset is a possible asset that arises from past events whose existence will be confirmed by the occurrence or non-occurrence of one or more uncertain future events beyond the control of the University. The University does not recognize contingent asset but discloses its existence where inflow of economic benefits is probable but not virtually certain.

**3.4.3 Revenue recognition****3.4.3.1 Income from fee levying courses**

Income from fee levying courses and other activities are recognized on accrual basis over the period of course and degrees.

**3.4.3.2 Finance Income**

Interest income is recognized on accruing basis using effective interest rate method according to SLFRS 09 due to the absence of SLPSAS.

**3.4.4 Expenditure Recognition**

Expenses incurred in carrying out all activities of the University are recognized on an accrual and charged to the statement of Financial Performance.

**3.4.5 Statement of cash flows**

The cash flow statement has been prepared by the using the indirect Method in accordance with the SLPSAS 2 whereby gross cash receipts and gross cash payments of operating activities, finance activities and investing activities have been recognized. Cash and cash equivalents comprise short term, highly liquid investments that are readily convertible to known amounts of cash and are subject to an insignificant risk of changes in value.

## Notes to the Financial Statements

**Government Grants for Recurrent Expenditure**

Note 4

Description	As at 31.12.2020 LKR	As at 31.12.2019 LKR
Personal Emoluments	3,806,500,000	3,377,000,000
Other Recurrent	282,500,000	398,000,000
<b>Total</b>	<b>4,089,000,000</b>	<b>3,775,000,000</b>

**Internal Income**

Note 5

Description	Sub Schedule No.	As at 31.12.2020 LKR	As at 31.12.2019 LKR
Tuition and other fees	5-1	50,424,278	80,383,048
Interest Income	5-2	367,806,843	436,762,392
Other Internal Income	5-3	54,863,051	98,862,406
Income from External Examination	5-4	361,329,655	400,431,610
Income from Fee - levying Courses/Special services		337,890,205	346,280,720
Transfer from Development fund		114,447,250	302,532,626
University Contribution Seminar fees		2,048	20,603
<b>Total</b>		<b>1,286,763,330</b>	<b>1,665,273,405</b>

**Tuition and Other Fees**

Note 5-1

Description	As at 31.12.2020 LKR	As at 31.12.2019 LKR
Registration Fees (Undergraduate - Local)	3,162,055	10,141,491
Registration Fees (Post graduate)	1,623,000	2,545,000
Tuition Fees (Undergraduate)	23,230	546,517
Tuition fees (Undergraduate - Foreign)	18,764,179	44,383,403
Tuition Fees (Post graduate)	17,366,137	17,192,974
Examination Fees (Undergraduate)	9,473,427	5,460,894
Examination Fees (Post graduate)	12,250	112,770
<b>Total</b>	<b>50,424,278</b>	<b>80,383,048</b>

**Interest Income**

Note 5-2

Description	As at 31.12.2020 LKR	As at 31.12.2019 LKR
Interest from Investments	362,077,358	430,928,787
Interest from Loans	5,729,485	5,833,606
<b>Total Interest Income</b>	<b>367,806,843</b>	<b>436,762,392</b>

**Other Internal Income**

Note 5-3

Description	Sub Schedule No.	As at 31.12.2020 LKR	As at 31.12.2019 LKR
Rent from Properties		6,449,625	3,161,313
Sale of Old Stores		460,990	332,405
Sale of Produce		142,474	174,079
Sale of Publications		321,400	301,690
Library Fines		467,047	936,507
Medical fees		6,480	14,750
Ancillary Activities - Hostels		3,917,825	2,775,053
Miscellaneous Income	(5-3)-1	43,097,210	91,166,609
<b>Total</b>		<b>54,863,051</b>	<b>98,862,406</b>



## Note 5-3-1

**Miscellaneous Income**

Description	As at 31.12.2020 LKR	As at 31.12.2019 LKR
Certificate Fees	1,644,303	1,976,820
Fines for Cloaks	41,800	53,350
Photo Copying Charges	-	368
Cloaks Hiring	43,550	401,500
Hire of Vehicles	16,755	16,720
Registration Fees from Suppliers	489,600	355,700
Convocation Fee	8,966,550	18,896,000
Postgraduate Library Income	178,100	120,000
Application & Other Fee	4,700,314	8,411,166
Provident Fund Charges	5,168,284	2,589,539
Library cards & Identity Cards	40,025	90,550
Dental Clinic Charges	6,350	34,800
Fine From Contractors	17,936	-
Other miscellaneous Income	21,783,643	58,220,096
<b>Total</b>	<b>43,097,210</b>	<b>91,166,609</b>

**Income from External Examinations**

## Note 5-4

Description	As at 31.12.2020 LKR	As at 31.12.2019 LKR
Registration fees	9,290,400	40,521,500
Examination fees	90,224,300	20,514,100
Syllabus fees	-	2,250
Certificate fees	324,950	508,160
Postage fees	63,760	87,200
Convocation income	-	14,902,000
Seminar income	873,000	22,390,000
Other Course Income	259,870,500	300,804,120
Certificate Confirmation fees	122,000	78,380
ID Charges	45,150	84,700
Sundry income	1,195	12,000
Study Guide Fee	514,400	527,200
<b>Total</b>	<b>361,329,655</b>	<b>400,431,610</b>

**Personal Emoluments**

## Note 6

**(a) Academic**

Description	As at 31.12.2020 LKR	As at 31.12.2019 LKR
Salaries & Wages	861,651,889	782,602,451
Provident Fund	201,560,910	182,801,402
Pension	104,164,097	88,401,878
E.T.F.	61,120,270	54,241,290
Acting Pay	132,262	129,593
Cost of Living Allowance	82,711,722	86,450,535
Academic Allowances	1,099,181,085	957,254,784
Special Allowance 20%	145,168,057	125,340,181
Research Allowance	242,091,999	213,579,644
Visiting Lecturers Fees	19,223,339	24,849,209
Other Allowances	28,570,700	23,643,915
<b>Total</b>	<b>2,845,576,330</b>	<b>2,539,294,882</b>

**(b) Non-Academic**

Description	As at 31.12.2020 LKR	As at 31.12.2019 LKR
Salaries & Wages	442,292,862	418,434,987
Provident Fund	65,256,828	62,236,670
Pension	40,673,313	37,868,661
E.T.F.	21,214,524	20,030,173
Acting Pay	536,955	605,795
Over Time	26,055,709	46,832,805
Holiday Payments	1,091,092	1,642,509
Cost of Living Allowance	82,508,053	84,191,317
Special Allowances 20%	84,476,225	78,902,340
Research allowance	9,157,126	10,610,914
Additional Monthly Allowance 20%	188,248,968	171,452,212
Other Allowances	9,028,851	17,394,112
<b>Total</b>	<b>970,540,505</b>	<b>950,202,496</b>
<b>Total (a)+(b)</b>	<b>3,816,116,835</b>	<b>3,489,497,379</b>

**Travelling Expenses**

Note 7

Description	As at 31.12.2020 LKR	As at 31.12.2019 LKR
Domestic	307,011	948,466
Foreign	2,200,438	7,057,541
<b>Total</b>	<b>2,507,449</b>	<b>8,006,006</b>

**Supplies**

Note 8

Description	As at 31.12.2020 LKR	As at 31.12.2019 LKR
Stationery & Office Requisites	30,174,051	49,267,016
Fuel & Lubricants	5,264,240	11,296,772
Uniform & Tailoring Charges	2,487,349	3,364,199
Mechanical & Electrical Goods	72,116	588,495
Chemical & Glassware	9,202,344	8,027,111
Medical Supplies	1,334,679	887,669
Other Supplies	32,280,831	34,205,493
<b>Total</b>	<b>80,815,609</b>	<b>107,636,756</b>

**Maintenance Expenses**

Note 9

Description	As at 31.12.2020 LKR	As at 31.12.2019 LKR
Vehicles	6,151,809	10,411,100
Plant, Machinery & Office Equipment	21,165,559	13,891,083
Building & Structures	45,038	180,727
Furniture	323,800	109,200
Other	12,500	-
<b>Total</b>	<b>27,698,706</b>	<b>24,592,110</b>

**Contractual Services****Note 10**

Description	As at 31.12.2020 LKR	As at 31.12.2019 LKR
Transport	161,061	53,230
Telecommunication	60,033,330	70,037,714
Postal Charges	2,513,544	5,758,910
Electricity	76,207,323	107,073,232
Security Services	60,641,873	55,916,340
Water	21,404,729	33,233,360
Cleaning Services	66,278,166	73,978,934
Rent & Hire Charges	50,781,067	41,310,806
Rates and taxes to local authorities	2,315,963	15,877,433
Printing, Advertising etc.	24,543,850	37,331,003
Others	9,996,412	13,515,568
<b>Total</b>	<b>374,877,317</b>	<b>454,086,529</b>

**Other recurrent****Note 11**

Description	As at 31.12.2020 LKR	As at 31.12.2019 LKR
Special Services - Council & Committees	4,739,183	6,377,632
Special Services - Professional & Other Fee	45,000	95,380
Workshops, Seminars	2,982,408	7,665,498
Academic Research	1,872,543	2,059,216
Staff Development	698,299	1,548,941
Grants to other organization	8,251,661	1,447,261
Holiday, Warrants & Season Tickets	980,447	2,244,115
Entertainment Expenses	2,079,600	3,242,697
Bank Charges	14,550	257
Awards & Indemnities	127,500	250,092
Contribution & Membership Fee	4,654,582	3,597,472
Convocation	4,808,528	22,973,834
Examination	59,652,804	91,924,602
Others - Newspapers, Magazines etc.	1,130,874	2,347,771
Field Trips	2,322,227	6,693,439
Students Development Initiative	56,180	147,147
<b>Total</b>	<b>94,416,385</b>	<b>152,615,353</b>

**Expenditure on Development fund****Note 12**

Description	As at 31.12.2020 LKR	As at 31.12.2019 LKR
Personal Emoluments	35,024,307	49,355,292
Travelling Expenses	910,887	37,386,279
Supplies	6,862,285	20,085,157
Maintenance Expenses	9,647,021	31,492,590
Contractual Services	12,854,927	4,157,963
Other Recurrent	49,147,823	160,055,344
<b>Total</b>	<b>114,447,250</b>	<b>302,532,626</b>



**UNIVERSITY OF KELANIYA**  
**PROPERTY, PLANT & EQUIPMENT**

Note 13

Description	Lands	Buildings & Improvements	Office Furniture	Office Equipment	Lab & Teaching Equipment	Motor Vehicles	Water & Electricity Supply Scheme	Machinery	Others	Total
	LKR	LKR	LKR	LKR	LKR	LKR	LKR	LKR	LKR	LKR
<b>Cost/Revalued Balance as at 1<sup>st</sup> January 2020</b>	4,904,790,000	5,935,084,660	514,878,771	1,476,566,149	441,076,561	113,290,000	70,932,064	44,466,066	348,810,043	13,849,894,316
Additions-Acquisition	-	86,218,486	55,603,420	115,761,853	4,206,152	-	2,421,101	17,343,286	12,812,123	294,366,420
Revaluation	543,380,000	62,850,000	-	-	-	-	-	-	-	606,230,000
Work in Progress capitalized during the year	-	1,279,206,074	-	-	-	-	-	-	-	1,279,206,074
Transfer of cost on assets revalued	(58,514,788)	(68,055,835)	-	-	-	-	-	-	-	(126,570,622)
Previous Year Adjustments	(97,675,956)	64,738,580	-	-	-	-	-	-	-	(32,937,376)
<b>Balance as at 31<sup>st</sup> December 2020</b>	<b>5,291,979,257</b>	<b>7,360,041,964</b>	<b>570,482,192</b>	<b>1,592,328,002</b>	<b>445,282,713</b>	<b>113,290,000</b>	<b>73,353,165</b>	<b>61,809,352</b>	<b>361,622,167</b>	<b>15,870,188,811</b>
<b>Accumulated Depreciation</b>										
<b>Balance as at 1<sup>st</sup> January 2020</b>	-	276,814,074	280,535,297	1,167,269,539	384,241,880	45,316,000	50,109,290	43,863,127	241,194,152	2,489,343,359
Depreciation For the Year	-	302,602,580	46,503,429	147,926,967	33,805,712	22,658,000	3,132,868	2,237,841	44,537,043	603,404,440
Transfer of accumulated depreciation on assets revalued	-	(28,229,617)	-	-	-	-	-	-	-	(28,229,617)
Previous Year Adjustments	-	24,747,937	-	(25,264)	-	-	-	-	-	24,722,673
<b>Balance as at 31<sup>st</sup> December 2020</b>	<b>-</b>	<b>575,934,974</b>	<b>327,038,726</b>	<b>1,315,171,242</b>	<b>418,047,593</b>	<b>67,974,000</b>	<b>53,242,158</b>	<b>46,100,968</b>	<b>285,731,195</b>	<b>3,089,240,856</b>
<b>Net Carrying amount as at 31<sup>st</sup> December 2019</b>	<b>4,904,790,000</b>	<b>5,658,270,586</b>	<b>234,343,475</b>	<b>309,296,610</b>	<b>56,834,681</b>	<b>67,974,000</b>	<b>20,822,774</b>	<b>602,939</b>	<b>107,615,895</b>	<b>11,360,550,957</b>
<b>Net Carrying amount as at 31<sup>st</sup> December 2020</b>	<b>5,291,979,257</b>	<b>6,784,106,990</b>	<b>243,443,466</b>	<b>277,156,760</b>	<b>27,235,120</b>	<b>45,316,000</b>	<b>20,111,007</b>	<b>15,708,384</b>	<b>75,890,972</b>	<b>12,780,947,955</b>

**UNIVERSITY OF KELANIYA  
PROPERTY, PLANT & EQUIPMENT**

Note 13

13.1.) Cumulative depreciation for "Others" has re-set as an error correction (Rs.26,573,272.50).The cost of Telephone System is included under Furniture & Equipment category. But mistakenly the depreciation charge of it was included in "Others" category.

13.2.) The Following Property Plant & Equipment which were previously classified under Office Furniture are correctly classified under Office Equipment as at 31.12.2020

Cost (2019)	Accumulated Depreciation	Ledger Code	Category Name
574,555,557	427,678,916	2102003	Office Equipment
29,075,453	26,573,273	2102005	Telephone System
786,680,454	649,624,105	2102007	Computer & Printers
54,005,185	35,147,229	2102010	Internet Connection System
25,369,897	28,153,041	2102012	Wireless Network System
6,879,604	92,975	2102013	Internet Connection System- M/F
<b>1,476,566,149</b>	<b>1,167,269,539</b>		

13.3.) Though the absolute ownership is vested with the University of Kelaniya, there are pending Court cases against following plots of lands donated to the University.

13.3.1. Lot B of Damminnagahawatta in Dummaladeniya (Donation)

Extent - R:01 P:23.33

At the time of deed transfer, the indicative value was Rs. 3,780,000.00 and the University is awaiting for revaluation of this land.

13.3.2. Thalagollawatta Land in Ragama Thalagolla (Donation)

Extent - H: 4.5916

13.4.) Both the Building and Land of (R:01 P:32) in St.Jude lane was previously accounted under lands and revalued amounts as at 31.12.2020 are segregated to lands and buildings based on the revaluation by the Department of Valuations.

**UNIVERSITY OF KELANIYA  
LIBRARY BOOKS & CLOAKS**

Note 14

Description	Library Books & Periodicals	Cloaks	Total
	LKR	LKR	LKR
Cost/Revalued Balance as at 1 <sup>st</sup> January 2020	345,255,194	12,020,320	357,275,514
Addition	4,467,090	-	4,467,090
Balance as at 31 <sup>st</sup> December 2020	349,722,283	12,020,320	361,742,603
Accumulated Depreciation Balance as at 1 <sup>st</sup> January 2020	317,136,661	2,404,064	319,540,725
Depreciation For the Year	17,410,058	2,404,064	19,814,122
Balance as at 31 <sup>st</sup> December 2020	334,546,718	4,808,128	339,354,846
Net Carrying amount as at 1 <sup>st</sup> January 2020	28,118,533	9,616,256	37,734,789
Net Carrying amount as at 31 <sup>st</sup> December 2020	15,175,565	7,212,192	22,387,757

**Note:**

The following donation is included under library books additions

Description	No.of Books	Values
Library Books	383	856,111

**UNIVERSITY OF KELANIYA  
CAPITAL WORK IN PROGRESS**

Note 15

Description	Six Storied Exam Building	ICTC Building	Multi Purpose Building- Faculty of Medicine	Industrial Management Building	Extension of Gymnasium	New Lecture Theater Complex, Faculty of Science	Master Plan and Preliminary Design for the Faculty of Computing and Technology	Building for CKDU Information & Research Center	Total
	LKR	LKR	LKR	LKR	LKR	LKR	LKR	LKR	LKR
Balance As at 1 <sup>st</sup> January 2020	405,150,641	154,408,885	324,283,605	453,829,789	49,944,617	60,124,436	11,021,447	23,305,167	1,482,068,586
Addition During the Year	-	10,860,432	-	34,975,976	-	21,566,403	-	-	67,402,811
Amount Capitalized	(405,150,641)	-	(324,283,605)	(488,805,765)	(49,944,617)	-	(11,021,447)	-	(1,279,206,074)
Balance as at 31 <sup>st</sup> December 2020	-	165,269,317	-	-	-	81,690,839	-	23,305,167	270,265,323

**Intangible Assets**

Note 16

Description	As at 31.12.2020	As at 31.12.2019
	LKR	LKR
Intangible Assets	52,333,632	52,333,632
Less: Amortization	(33,534,127)	(23,259,340)
<b>Total</b>	<b>18,799,505</b>	<b>29,074,292</b>

Description	LKR
Cost/Revalued Balance as at 1 <sup>st</sup> January 2020	52,333,632
Addition During the Year	-
<b>Balance as at 31<sup>st</sup> December 2020</b>	<b>52,333,632</b>
Accumulated Amortization Balance as at 1 <sup>st</sup> January 2020	23,259,340
Amortization for the year	10,274,786
<b>Balance as at 31<sup>st</sup> December 2020</b>	<b>33,534,127</b>
<b>Net Carrying amount as at 1<sup>st</sup> January 2020</b>	<b>29,074,292</b>
<b>Net Carrying amount as at 31<sup>st</sup> December 2020</b>	<b>18,799,505</b>

**Financial Assets**

Note 17

Description	As at 31.12.2020	As at 31.12.2019
	LKR	LKR (Restated)
Investment	3,616,967,134	3,604,505,788
Distress Loans	126,496,027	127,607,641
Staff Loans	146,540	220,830
Transport Loans	5,612,973	9,124,719
Computer Loans	2,863,025	3,795,025
Special Distress Loans	76,850	227,244
Provision for Impairment loss on staff loans	(43,652)	(43,652)
<b>Total</b>	<b>3,752,118,898</b>	<b>3,745,437,594</b>

**Inventories**

Note 18

Description	As at 31.12.2020	As at 31.12.2019
	LKR	LKR
Stationary	31,029,107	29,353,064
Maintenance	13,240,615	17,338,389
Others	-	564,976
Provision for Non moving, slow moving & Obsolete Stock	(6,017,971)	(6,017,971)
<b>Total</b>	<b>38,251,750</b>	<b>41,238,457</b>

**Sundry Debtors & Receivables**

Note 19

Description	As at 31.12.2020	As at 31.12.2019
	LKR	LKR
Interest	289,281,447	294,913,135
Mahapola Scholarship	57,393,700	1,717,450
Bursary	36,332,000	31,264,000
Others	2,569,917	895,606
Sundry Debtors	88	500,000
<b>Total</b>	<b>385,577,151</b>	<b>329,290,191</b>



**Advances to Staff**

Note 20

Description	As at 31.12.2020 LKR	As at 31.12.2019 LKR
Festival Advances	890,703	822,753
Salary Advances	235,701	235,701
Special Advances	197,493	88,693
<b>Total</b>	<b>1,323,897</b>	<b>1,147,147</b>

**Advances & Prepayments**

Note 21

Description	Sub Schedule No	As at 31.12.2020 LKR	As at 31.12.2019 LKR
Advances for Supplies & Services	21-1	145,330,055	165,953,353
Other Advances & Deposits	21-2	2,214,525	3,200,038
Prepayments	21-3	4,222,806	2,423,579
<b>Total</b>		<b>151,767,386</b>	<b>171,576,970</b>

**(a) Advances for Supplies & Services**

Note 21.01

Description	As at 31.12.2020 LKR	As at 31.12.2019 LKR
Research Advance	1,253,250	3,241,828
International Conference Advance	1,985,107	7,303,700
Miscellaneous Advance	7,700,805	12,666,744
Statutory Boards & Local Authorities	96,920	96,920
Capital Advance	134,293,973	142,644,162
<b>Total</b>	<b>145,330,055</b>	<b>165,953,353</b>

**(b) Other Advances & Deposits**

Note 21.02

Description	As at 31.12.2020 LKR	As at 31.12.2019 LKR
Fuel Deposit	535,000	535,000
External Research Advance	80,000	51,500
Department Development Fund Advance	17,064	378,104
Generated Fund Advance	369,058	227,540
Confucius Institute Advance	395,403	780,505
Advance for Research Centre-Social Sciences	500,000	500,000
Advance for Seeds Programme	168,000	218,000
Awareness Programme Advance	-	93,500
Advance for Gender Studies Programme	-	96,690
Research Centre Development Fund Advance	150,000	319,200
<b>Total</b>	<b>2,214,525</b>	<b>3,200,038</b>

**(c) Prepayments**

Note 21.03

Description	As at 31.12.2020 LKR	As at 31.12.2019 LKR
Service Agreements	1,667,954	1,372,678
Vehicles License & Insurance	-	831,249
Others	2,554,852	219,652
<b>Total</b>	<b>4,222,806</b>	<b>2,423,579</b>

**Total (a)+(b)+(c)****151,767,386      171,576,970**

**Cash & Cash Equivalents****Note 22**

Description	Sub. Schedule No.	As at 31.12.2020 LKR	As at 31.12.2019 (Restated) LKR
Petty Cash Imprest	22-1	-	1,000
Cash Balance	22-2	360,279,207	137,697,301
<b>Total</b>		<b>360,279,207</b>	<b>137,698,301</b>

**Sub Schedule 22-1**

Description	As at 31.12.2020 LKR	As at 31.12.2019 LKR
<b>Cash Balances- Petty Cash Imprest (22-1)</b>		
Petty Cash (Medical Faculty)	-	1,000
<b>Total</b>	<b>-</b>	<b>1,000</b>

**Sub Schedule 22-2**

Description	Account Number	As at 31.12.2020 LKR	As at 31.12.2019 LKR
<b>(a) Cash Balances - Treasury Funds (22-2)</b>			
P/B Kelaniya -A/C 1515	055-1-001-10667549	74,972,295	6,759,452
P/B Kelaniya-A/C 2721	055-100-1-80667616	116,594,998	512,933
P/B Ragama A/ C 308	316-1-001-2-4564262	11,325,429	2,725,977
		<b>202,892,722</b>	<b>9,998,363</b>
<b>(b) Cash Balances - Non Treasury Funds</b>			
P/B Kelaniya 4844	055-1001-80668084	48,726,419	8,921,549
P/B Kelaniya (7552)	055-1-001-5-0667552	-	109,465
P/B Kelaniya (3300)	055-1-001-6-0667716	12,818,772	15,384,707
P/B Ragama A/C (309)	316-1-001-0-4564263	286,430	969,593
P/B Ragama A/ C (2735)	316-1-001-9-4564819	75,278,544	82,810,637
P/B Kelaniya (7782)	055-1-001-8-0669229	7,275,168	15,152,736
P/B NRFC A/C	796-4-021-9-0227539	12,739	12,196
Confucius	055-1-002-2-0015067	11,003,011	1,120,415
P/B Kelaniya	055-1-001-8-0017238	-	716,217
P/B Kelaniya	055-1-001-4-0009867	1,310,403	1,310,403
P/B Kelaniya (1519)	055-1-001-3066-7553	-	-
Collection A/C (CDCE)	055-2-001-80021994	100,000	100,000
Collection A/C (CDCE)	055-1-001-10027655	100,000	100,000
P/B Kelaniya	055-1-001-40036795	475,000	475,000
Cash in transit		-	1,500
Cheques returned By Bank		-	514,521
		<b>157,386,485</b>	<b>127,698,939</b>
<b>Total (a+b)</b>		<b>360,279,207</b>	<b>137,697,301</b>

## UNIVERSITY OF KELANIYA

Capital Grant Spent

Note 23

Description	Capital Grant Account	Capital Contribution From Other Sources	Non Monetary Donations	Total
	LKR	LKR	LKR	LKR
Balance as at 01 <sup>st</sup> January 2020	4,048,632,345	864,367,492	566,252,450	5,479,252,287
Capital Grant spent during the year	269,962,695	93,658,175	-	363,620,870
Donations received during the year	-	-	856,111	856,111
Amortization of Grant for the Previous Year adjustment	(15,631,840)	(7,356,160)	-	(22,988,000)
Amortization of Grant for the Year	(433,240,043)	-	(8,448,573)	(441,688,616)
Balance as at 31 <sup>st</sup> December 2020	3,869,723,157	950,669,506	558,659,988	5,379,052,651

Capital Grant Unspent

Note 24

Description	Building Grant	Others (Normal)	Vehicle	Acquisition	Construction Projects	Human Capital Development Projects	Strengthening Research	Total
	LKR	LKR	LKR	LKR	LKR	LKR	LKR	LKR
Balance as at 01 <sup>st</sup> January 2020	82,484,000	-	-	20,000	47,398,536	1,562,448	-	131,464,984
Fund Received During the year	85,509,378	2,859,836	453,125	139,794,918	70,004,275	3,486,621	5,891,847	308,000,000
Other Fund Received /Fund Transer	1,490,412	-	-	(20,000)	74,744,411	(1,470,412)	-	74,744,411
Expenditure During the year	(76,915,911)	(2,859,836)	(453,125)	(139,794,918)	(67,402,811)	(3,578,658)	(5,891,847)	(296,897,106)
Balance as at 31 <sup>st</sup> December 2020	92,567,878	-	-	-	124,744,411	-	-	217,312,290

Cabinet Approved Building Project Fund

Note 25

Description	CODL Capital Reserve	Unique Multi Story Building Fund	Total
	LKR	LKR	LKR
Balance as at 01 <sup>st</sup> January 2020	16,422,549	850,000	17,272,549
Balance as at 31 <sup>st</sup> December 2020	16,422,549	850,000	17,272,549



**Internal Restrired Funds**

Note 26

Description	Sub Schedule No	As at 31.12.2020 LKR	As at 31.12.2019 LKR
University Funds	26-1	917,361,885	782,030,028
Funds Received for Special Purpose	26-2	237,152,380	271,139,942
Other Reserves	26-3	31,825,982	55,371,114
<b>Total</b>		<b>1,186,340,246</b>	<b>1,108,541,084</b>

Note 26-1

Description	As at 31.12.2020 LKR	As at 31.12.2019 LKR
University Development Fund	317,138,187	313,404,000
PHD/Master Fund	-	(60,468,841)
60th Annivesary Fund	49,191,956	56,791,037
University Welfare Fund	1,250,000	1,400,000
International Fellowship Fund	29,960,885	30,270,103
Faculty Infrastructure and Equipment Development Fund	-	49,190,215
ICT Development Fund	9,509,997	675,318
Green Practice Sustainable Development Fund	4,834,824	4,847,689
Research Center Development Fund-Commerce & Management	7,955,779	1,731,854
Research Center Development Fund-Humanities	4,430,483	1,664,682
Research Center Development Fund-Science	3,537,756	3,051,656
Research Center Development Fund-Social Sciences	4,080,609	3,469,668
Research Center Development Fund-Medicine	851,541	753,051
Research Service Center Fund - Science	1,292,403	1,246,116
Research Council Fund	14,034,972	9,339,792
Social Science Faculty Development Fund	77,245,252	8,615,421
Science Faculty Development Fund	3,989,208	5,533,556
Medical Faculty Development Fund	79,335,160	71,447,575
Commerce & Management Studies Faculty Development Fund	68,777,233	74,677,268
Humanities Faculty Development Fund	15,714,672	23,518,098
Faculty Of Computing and Technology Development Fund	6,475,245	6,277,230
Faculty Of Graduate Studies Development Fund	13,992,726	13,245,404
Green Environmental Fund	217,623	182,535
Ola Leaf Library Fund	7,484,818	7,799,818
I.M Department Development Fund	-	88,540
Requests Of Microbiology	2,749,991	2,484,254
Requests Of Botany	2,191,154	2,229,234
Requests Of Mathematics	91,865	91,865
Requests Of Chemistry.	464,984	425,859
Requests Of Physics	48,057	48,057
Requests Of Zoology & Envio	30,000	50,000
Requests Of Industrial Management	488,885	367,460
ICT Center Deposit Account	9,802,309	16,759,382
Sthrd-Performance Gurantee	3,999,900	-
Department Development Fund	166,790,013	119,932,486
Department Development Fund - Faculty of Medicine	1,755,762	1,953,218
Improving Students Activities	558,233	958,233
CCCDD Building Fund (M/F)	2,517,521	2,517,521
Centre For International Affairs	1,940,186	2,573,980
Communication and Media Unit	2,631,695	2,886,695
	<b>917,361,885</b>	<b>782,030,028</b>

**Funds Received for Special Purpose**

Note 26-2

Description	As at 31.12.2020 LKR	As at 31.12.2019 LKR
Special Donations- Rev. Dia O Ci	5,423,868	5,423,868
Special Donations- Kong Meng San Phor Sarc See Monaste	1,026,890	1,026,890
One Asia Foundation	-	205,589
UGC - QIG	4,149,700	4,149,700
Students Relief Fund	1,659,910	1,511,305
Vice Chancellor's Fund	27,103,797	24,503,957
Bond & Agreements Violation Fund	118,615,724	104,911,329
Interest of Bonds & Agreement Violations	29,101,136	79,282,171
Gratuity Fund	48,079,684	42,171,315
E-Learning Centre Fund	488,342	587,655
Vidya 2017 Science Exhibition Fund	25,000	2,954,590
CKDU.Information Research Centre Fund	1,478,327	4,411,573
<b>Total</b>	<b>237,152,380</b>	<b>271,139,942</b>

**Other Reserves**

Note 26-3

Description	As at 31.12.2020 LKR	As at 31.12.2019 LKR
Staff development fund - UGC	3,065,071	1,789,659
Presidency Exhibition fund	89,778	-
Career Guidance Unit deposit	1,153,628	1,143,628
Glass Blowing Unit deposit	708,085	518,993
Library deposit for Main Library	4,851,543	8,242,800
Library deposit for Faculty Libraries	2,405,904	909,404
Centre for Gender Studies Deposit	356,910	453,600
Funds Received from Mahapola trust fund	2,810,403	2,810,403
Project for Special Degree	20,268	20,268
Seed Programme	1,139,873	1,383,467
BSc Physiotherapy	4,519,790	3,849,895
International Conferences	5,366,029	32,463,057
Other Deposits	5,338,700	1,785,940
<b>Total</b>	<b>31,825,982</b>	<b>55,371,114</b>

Endowment Funds		Note 27	
Description	Sub Schedule No.	As at 31.12.2020 LKR	As at 31.12.2019 LKR
Prize Funds	27-1	4,249,691	4,249,691
Scholarship Funds	27-2	5,897,398	5,397,398
Income Balance - Prize Funds	27-3	6,092,773	5,882,440
Income Balance - Scholarship Funds	27-4	4,653,579	4,551,434
Other Funds	27-5	176,272	141,809
		<b>21,069,714</b>	<b>20,222,773</b>

Prize Funds		Note 27-1	
Description		As at 31.12.2020 LKR	As at 31.12.2019 LKR
Prize Fund-Botany		5,000	5,000
Medha Sri Ariyawanse Prize Fund		2,500	2,500
P.A.P.A. Chandrasekara Prize Fund		2,833,944	2,833,944
Prof. F.R. Jayasuriya Prize Fund		15,000	15,000
M.A.P. Manthirratne Prize Fund		5,000	5,000
Dr. P.D. Kannangara Prize Fund		15,900	15,900
Dpet.of Ind.Mng. Prize Fund		108,347	108,347
Prof. D.J. Wijeratne Foundation Prize Fund		142,000	142,000
Rev.Pandith Mudukatuwe Sri Ganarama Prize Fund		50,000	50,000
Rev. Dr. K. Anuruddha Prize Fund		50,000	50,000
Derick De Souza Memorial Prize Fund		36,000	36,000
Rev. K. Wangeesa Prize Fund		10,000	10,000
Budhadasa Galappatthi Prize Fund		10,000	10,000
Rev. Sik Vin Sin Prize Fund		100,000	100,000
Botany Society Prize Fund		60,000	60,000
Prof. A.S. Disanayaka Prize Fund		275,000	275,000
Prof. Carlo Fonseka Prize Fund		106,000	106,000
Etsmen Kodak Prize Fund		50,000	50,000
Prof. S.B.P. Wickramasooriya Prize Fund		75,000	75,000
Family Medicine Prize Fund		200,000	200,000
Prof. J.K.P. Ariyaratne Prize Fund		100,000	100,000
<b>Total</b>		<b>4,249,691</b>	<b>4,249,691</b>

Scholarship Funds		Note 27-2	
Description		As at 31.12.2020 LKR	As at 31.12.2019 LKR
P.P. Jayawardena Scholarship Fund		15,000	15,000
Perter Silva Scholarship Fund		5,000	5,000
Dr. Chithra Fernando Scholarship Fund		200,000	200,000
Hawanpola Sri Rathanasara Scholarship Fund		100,000	100,000
Linus Silva Scholarship Fund		10,000	10,000
Agnus Peduru Scholarship Fund		132,063	132,063
Mary's Friends Scholarship Fund		100,000	100,000
Rathnakara Scholarship Fund		100,000	100,000
Prof. H.H. Costa Memorial Scholarship Fund		500,000	500,000
S. Jayawardena Scholarship Fund		200,000	200,000
Linus Silva/Agnus Peduru Scholarship Fund		54,274	54,274
Prof. Shelton Gunaratne Memorial Scholarship Fund		150,000	150,000
Rajamanthree Scholarship Fund		700,000	700,000
Student Trust Scholarship Fund (HRM)		1,181,062	1,181,062
Prof P.Ranasinghe Scholarship Fund		200,000	200,000
W.S.karunathilake scholarship fund		650,000	650,000
K.M.P.Kulasekara Scholarship Fund		100,000	100,000
Laxmi and Dharmasena Memorial Scholarship Fund		1,000,000	1,000,000
Prof. Dilushi Sandaken Hettiarachchi Scholarship Fund		500,000	-
<b>Total</b>	34	<b>5,897,398</b>	<b>5,397,398</b>



**Income Balance - Prize Funds**

Note 27-3

Description	As at 31.12.2020 LKR	As at 31.12.2019 LKR
Dpet.of Ind.Mng. Prize Fund -Interest	2,305	2,305
Prize Fund-Botany -Interest	6,379	6,113
Prof. F.R. Jayasuriya Prize Fund -Interest	13,883	13,430
Medha Sri Ariyawansa Prize Fund -Interest	11,416	11,384
Rev. K. Wangeesa Prize Fund -Interest	14,223	16,363
Rev. Sik Vin Sin Prize Fund -interest	197,613	187,233
Rev. Dr. K. Anuruddha Prize Fund -Interest	254,272	244,680
Budhadasa Galappatthi Prize Fund -Interest	25,361	26,223
Prof. D.J. Wijeratne Foundation Prize Fund -Interest	282,728	251,059
Derick De Souza Memorial Prize Fund -Interest	21,518	20,631
Botany Society Prize Fund -Interest	59,603	55,944
P.A.P.A. Chandrasekara Prize Fund -Interest	4,309,668	4,231,230
Prof. Carlo Fonseka Prize Fund -Interest	103,880	95,515
Prof. A.S. Disanayaka Prize Fund -Interest	315,421	289,736
Prof. S.B.P. Wickramasooriya Prize Fund -Interest	33,516	26,225
Etsmen Kodak Prize Fund -Interest	60,586	56,339
Family Medicine Prize Fund -interest	171,927	159,387
Prof. J.K.P. Ariyaratne Prize Fund -Interest	17,181	76,447
M.A.P Manthiraratne Prize Fund -Interest	83,138	61,903
Dr. P.D. Kannangara Prize Fund-Interest	65,140	40,827
K.M.P.Kulasekara Schol. -Interest	43,016	9,468
<b>Total</b>	<b>6,092,773</b>	<b>5,882,440</b>

**Income Balance - Scholarship Funds**

Note 27-4

Description	As at 31.12.2020 LKR	As at 31.12.2019 LKR
Dr. Chithra Fernando Scholarship Fund(interest)	1,888,538	1,864,084
Perter Silva Scholarship Fund (Interest)	21,207	20,867
P.P. Jayawardena Scholarship Fund (Interest)	77,994	75,635
Linus Silva/Agnus Peduru Scholarship Fund -Interest	58,859	51,271
Agnus Peduru Scholarship Fund -interest	35,353	36,878
Mary's Friends Scholarship Fund (Interest)	120,933	137,592
S. Jayawardena Scholarship Fund Interest	146,026	131,244
Rathnakara Scholarship Fund (Interest)	102,106	100,725
Prof. H.H. Costa Memorial Scholarship Fund (Interest)	182,521	117,683
Prof. Shelton Gunaratne Memorial Scholarship Fund (Interest)	1,068,567	1,114,546
Rajamanthree Scholarship Fund Interest	132,525	129,202
Hawanpola Sri Rathanasara Scholarship Fund -Interest	188,651	177,927
Student Trust Scholarship Fund (HRM) -Interest	402,111	357,254
Prof P.Ranasinghe Scholarship Fund -Interest	152,762	171,261
W.S.karunathilake scholarship Fund -Interest	75,429	65,263
<b>Total</b>	<b>4,653,579</b>	<b>4,551,434</b>

**Other Funds**

Note 27-5

Description	As at 31.12.2020 LKR	As at 31.12.2019 LKR
UGC Scholarship fund	6,200	6,200
Prizes Awarding Scholarship Funds	18,696	18,696
Donations for Scholarships	16,650	16,650
Multistoried building Fund	134,726	100,263
<b>Total</b>	<b>176,272</b>	<b>141,809</b>

**Research Grants****Note 28**

Description	As at 31.12.2020 LKR	As at 31.12.2019 LKR
Grants received from NSF	12,991,605	21,261,014
Grants received from Ministry of Science & Technology	1,512,798	1,710,916
Grants received from UGC	463,912	1,123,112
Grants received from other institutes	90,205,987	96,120,175
University research grants	10,853,844	12,946,424
<b>Total</b>	<b>116,028,146</b>	<b>133,161,640</b>

**Income Received in Advance****Note 29**

Description	As at 31.12.2020 LKR	As at 31.12.2019 LKR
Fee - Levying Courses - Diploma & Certificates	131,763,358	115,583,640
Fee - Levying Courses - Postgraduate	253,430,749	273,029,914
Fee - Levying Courses - Medicine	4,454,718	5,010,687
Fee - Levying Courses - Others	8,083,351	7,011,900
Other Internal Programmes	32,739,712	27,630,250
External Examination - Examination Fee	215,822,280	484,837,030
External Examination - Seminar Fee	68,424,168	68,412,565
Others	33,432,100	18,732,100
<b>Total</b>	<b>748,150,436</b>	<b>1,000,248,086</b>

**Provision for Retiring Gratuity****Note 30**

Description	As at 31.12.2020 LKR	As at 31.12.2019 LKR
Provision for PV/DBO as at 1 <sup>st</sup> January	1,267,115,037	500,778,893
Interest Cost for the Period	133,047,079	55,085,678
Currents Service Cost for the Period	84,944,223	77,771,298
Less: Payments made during the Year	(97,432,924)	(53,006,460)
Actual (Gain)/Loss on PV-DBO	3,772,528	686,485,628
<b>Balance as at 31<sup>st</sup> December</b>	<b>1,391,445,943</b>	<b>1,267,115,037</b>

**Deposit Refundable****Note 31**

Description	As at 31.12.2020 LKR	As at 31.12.2019 LKR
Tender Deposits	759,178	482,500
Security Deposits	88,334,994	105,784,346
Library Deposits	54,084,645	48,284,645
<b>Total</b>	<b>143,178,816</b>	<b>154,551,491</b>

**Accrued Expenses & Other Payables****Note 32****(a) Accounts Payable**

Description	As at 31.12.2020 LKR	As at 31.12.2019 LKR
Staff development programme	2,720,481	1,732,048
Sundry Deposits	14,706,366	13,526,660
Stamp Deposits	64,175	64,200
Tax Payable	189,950	1,440,217
Cancel cheques	2,615,824	1,837,506
Returned Payment	2,119,258	-
Staff security deposits	61,676	77,580
U.P.F. Payable	5,106,256	-
E.T.F. Payable	620,727	-
Salaries Payable	17,955,755	-
Others	(438,264)	10,490,980
<b>Total</b>	<b>45,722,203</b>	<b>29,169,192</b>

**(b) Accrued Expenses**

Description	As at 31.12.2020 LKR	As at 31.12.2019 LKR
Audit Fee	3,395,000	3,450,000
Personal Emoluments	24,838,426	41,605,755
Travelling Expenses	170,270	611,174
Supplies Expenses	4,824,475	1,594,914
Stores Supplies	7,558,719	15,335,252
Maintenance Expenses	8,677,278	4,549,037
Contractual Services	46,890,031	50,267,929
Other Recurrent Expenses	34,564,436	44,312,392
Others	171,354	238,300
Accrued Expenses of Fee levying Courses	3,249,204	8,028,745
<b>Total</b>	<b>134,339,194</b>	<b>169,993,499</b>
<b>Total (a)+(b)</b>	<b>180,061,398</b>	<b>199,162,691</b>

**33. Related Party Disclosures**

The University carried out transactions in the ordinary course of business on an arm's length basis with parties who are defined as Related Parties as per the Sri Lanka Accounting Standard –LKAS 24 on "Related Party Disclosures".

And there were no transactions entered into by the University with the organizations where Council members are Key Management Personnel of those organizations.

**34. Contingent Liabilities****Pending Legal Cases as at the balance sheet date****1. District Court Marawila Case No. 1538/L**

Filed by a third party against the University and the Registrar, claiming ownership to the land called Dummaladeniya situated in Wennappuwa, belonging to the University. The value of the action is Rs. 4,005,000/-.

**2. District Court Gampaha Case No. 1225/L**

Filed by outside parties against the University, the Vice-Chancellor and the Registrar, claiming title to part of the Ragama Medical Faculty property, which is state land, handed over to the University by the Divisional Secretary, Jaala for the purposes of the University. The value of the action is Rs. 1,000,000/-.

**3. District Court Gampaha Case No. 6411/M**

Filed by a member of the academic staff of GWAI against the former Senior Assistant Internal Auditor of the University, claiming compensation for damages alleged to have been caused to the said member of academic staff by the action taken against him on the basis of an audit investigation. Compensation claimed is Rs. 50,000,000/-.

**4. District Court Colombo Case No. 3785/16/DMR**

Filed by the University against a member of staff who had acted in violation of the agreement he had entered into with the University for the purpose of granting study leave and against the two sureties to the bond. The University is seeking to recover a sum of Rs. 3,233,787.70 in this case.



5. District Court Colombo Case No. 2896/19

Filed by the University against a member of staff who had acted in violation of the agreement he had entered into with the University for the purpose of granting study leave and against the two sureties to the bond. The University is seeking to recover a sum of Rs. 5,919,751.55 in this case.

6. District Court Colombo Case No. 2515/19

Filed by the University against a member of staff who had acted in violation of the agreement he had entered into with the University for the purpose of granting study leave and against the two sureties to the bond. The University is seeking to recover a sum of Rs. 8,472,381.49 in this case.

7. District Court Colombo Case No. 2514/19

Filed by the University against a member of staff who had acted in violation of the agreement he had entered into with the University for the purpose of granting study leave and against the two sureties to the bond. The University is seeking to recover a sum of Rs. 7,194,538.80 in this case.



### **35. Accelerating Higher Education Expansion and Development (AHEAD), a World Bank funded project**

AHEAD (Accelerating Higher Education Expansion and Development) Operation is another World Bank funded project aimed at supporting higher education sector in the entire country from 2018 to 2023. The scope of this operation will be the higher education activities under the Ministry of Higher Education, the UGC, and the 15 universities, SLIATE, ATIs and non-state HEIs approved by the Ministry of Higher Education and the University Grants Commission.

The AHEAD will support three strategic result areas: (1) Increasing students' enrolment in Higher Education in priority disciplines for economic development, (2) Improving the quality of Higher Education and (3) Promoting Research, Development and Innovation.

The project's support to expand students' enrollment in state universities, is focused on Science, Technology, Engineering, Mathematics, (STEM) Humanities, Education, Management and Social Science (HEMS) disciplines through a combination of demand and supply initiatives. The project further assists Enriching Learning, Teaching and Assessment (ELTA), English Language Skills Enhancement (ELSE), Professional Development and Quality assurance activities while promoting a culture of research, development, innovation and commercialization (RDIC) in Universities further to extending supports for University business linkage aimed at increasing collaboration with professional expertise in technology transfer, business model development, establishing business incubators, and enabling academics and students to obtain professional business advice and training.

The Operations Technical Secretariat (OTS) at University is the apex unit at University Level to facilitate the project implementation, headed by a Director and other staff handling Finance, Procurement, Administration and Project Coordination. It is the responsibility of the project staff at the OTS, to coordinate, monitor and facilitate project execution. The Operations and Monitoring Support Team (OMST) of the Ministry of Education, integrated with UGC, is the apex body at national level to implement, coordinate and monitor the project operation while extending technical, and operational expertise as and when needed.

AHEAD Operation under the leadership of the Vice Chancellor—UOK has secured 06 grants under Result Area 01 to procure equipment and furniture for Department of Medical Education,

Department of Industrial Management (Stage I and II), Department of Chemistry, Department of Mathematics and Departments of Physics, Statistics and Computer Sciences. We were able to complete the procurement of 02 grants out of 06.

Also, UOK has competitively received 03 ELTA-ELSE grants for the Faculties of Commerce and Management Studies, Humanities and Science while getting another 04 ELTA-ELSE Grants to the Departments of Accountancy, Commerce and Financial Management, Industrial Management and Plant & Molecular Biology Under Result Area 02.

University of Kelaniya also secured 06 research grants for Samkathana Research & Archive Centre of the Faculty of Humanities, Faculty of Science, Department of Chemistry, Department of Physics and Electronics, Faculty of Social Sciences and UBL Cell under Result Area 03.

In addition to above grants 22 of academic staff members of the University of Kelaniya have been awarded PhD scholarship under AHEAD and most of them have already left the country, to engage with PhD study in different Universities abroad.

Coordinators, Deputy Coordinator / Activity Coordinators, Research Assistants, Research Students and Project assistants to implement the Development Proposals of various grants at Faculties and Department level have been appointed while the OTS is handling the monitoring and controlling part.

In addition, the Administration of the University of Kelaniya is providing needed logistical support and other assistances to greater extent for the successful implementation of AHEAD Operation.

**UNIVERSITY OF KELANIYA - AHEAD OPERATION**  
**OPERATION TECHNICAL SECRETSARIAT**  
**SUMMARY OF THE PROGRESS OF THE AHEAD GRANT AS AT 31.12.2020**

SN	Result Area	No of Grants	AHEAD Programe Budget in LKR	AHEAD Provision for Price Escalation	Total AHEAD Budget	Finnacial Progress as of 31.12.2020		Remarks
						Amount disbursed	%	
1	Result Area 01	6	141,850,000.00	-	141,850,000.00	60,592,639.11	42.72	02 Projects CompletedCompleted
2	Result Area 02 ( Including 22 PHD Grants )	7	521,432,843.19	72,000,000.00	593,432,843.19	121,445,303.85	20.46	In progress
3	Result Area 03	6	149,000,000.00	-	149,000,000.00	29,295,392.06	19.66	In progress
	<b>Total</b>	<b>19</b>	<b>812,282,843.19</b>	<b>72,000,000.00</b>	<b>884,282,843.19</b>	<b>211,333,335.02</b>	<b>23.8988</b>	

UNIVERSITY OF KELANIYA - AHEAD OPERATION  
OPERATION TECHNICAL SECRETARIAT  
PROGRESS OF THE AHEAD GRANT - RA01 - AS AT 31.12.2020

SN	Name of the Grants	Faculty / Department / Units	AHEAD Programe Budget in LKR	AHEAD Provision for Price Escalation	Total AHEAD Budget	Date of Commencement	Expected Date of Completion	Finnacial Progress as of 31.12.2020		Remarks
								Amount disbursed	%	
1	Procurement of Medical Equipment for Simulation Ward - RA 01	Department of Medical Education of the Faculty of Medicine	30,000,000.00	-	30,000,000.00	Jul-18	Feb-19	29,284,300.00	97.61	Completed
2	Financial Assistance for enhancement of student enrollment in STEM disciplines - ( Stage I and II )	Department of Industrial Management	50,000,000.00	-	50,000,000.00	May-19	Dec-20	30,125,289.13	60.25	In progress
3	Financial Assistance for enhancement of student enrollment in STEM disciplines	Department of Chemistry	20,000,000.00	-	20,000,000.00	Mar-20	Dec-20	-	-	In progress
4	Financial Assistance for enhancement of student enrollment in STEM disciplines	Department of Mathametics	20,000,000.00	-	20,000,000.00	Mar-20	Dec-20	-	-	In progress
5	Financial Assistance to purchase Furniture & Equipments	Operation Technical Secretariate	1,850,000.00	-	1,850,000.00	Jan-20	Dec-20	1,183,049.98	63.95	In progress
6	Financial Assistance for enhancement of student enrollment in STEM disciplines	Depts of Mathematics, Physics and Statistics & Computer Science	20,000,000.00	-	20,000,000.00	Mar-20	Dec-20	-	-	In progress
	Total		141,850,000.00	-	141,850,000.00			60,592,639.11	42.72	

UNIVERSITY OF KELANIYA - AHEAD OPERATION  
OPERATION TECHNICAL SECRETARIAT  
PROGRESS OF THE AHEAD GRANT - RA 02 - AS AT 31.12.2020

SN	Name of the Grants	Faculty / Department / Units	AHEAD Programme Budget in LKR	AHEAD Provision for Price Escalation	Total AHEAD Budget	Date of Commencement	Expected Date of Completion	Financial Progress as of 31.12.2020		Remarks
								Amount disbursed	%	
1	ELTA.ELSE ( Enriching Learning , Teaching and Assessment / English Language Skills Enhancement ) Grant	Department of Industrial Mgmt	15,000,000.00	3,000,000.00	18,000,000.00	Dec-19	Dec-22	5,514,923.00	30.64	In progress
2	ELTA.ELSE ( Enriching Learning , Teaching and Assessment / English Language Skills Enhancement ) Grant	Faculty of Commerce and Management Studies	100,000,000.00	20,000,000.00	120,000,000.00	Jun-19	May-22	16,927,407.84	14.11	In progress
3	ELTA.ELSE ( Enriching Learning , Teaching and Assessment / English Language Skills Enhancement ) Grant	Faculty of Humanities	100,000,000.00	20,000,000.00	120,000,000.00	Jun-19	May-22	16,366,011.70	13.64	In progress
4	ELTA.ELSE ( Enriching Learning , Teaching and Assessment / English Language Skills Enhancement ) Grant	Faculty of Science	100,000,000.00	20,000,000.00	120,000,000.00	Oct-19	Sep-22	9,680,341.57	8.07	In progress
5	ELTA.ELSE ( Enriching Learning , Teaching and Assessment / English Language Skills Enhancement ) Grant	Department of Accountancy	15,000,000.00	3,000,000.00	18,000,000.00	Sep-19	Aug-22	2,937,325.50	16.32	In progress
6	ELTA.ELSE ( Enriching Learning , Teaching and Assessment / English Language Skills Enhancement ) Grant	Department of Commerce and Financial Management	15,000,000.00	3,000,000.00	18,000,000.00	Sep-19	Aug-22	2,625,379.26	14.59	In progress
7	ELTA.ELSE ( Enriching Learning , Teaching and Assessment / English Language Skills Enhancement ) Grant	Department of Plant and Molecular Biology ( Botany )	15,000,000.00	3,000,000.00	18,000,000.00	Dec-19	Dec-22	872,170.67	4.85	In progress
8	PhD Scholarships -22 ( 10 in Round 01, 04 in Round 2 and 08 in Round 3 )	Various Departments	161,432,843.19	-	161,432,843.19	Aug-18	Dec-22	66,521,744.31	41.21	In progress
Total			521,432,843.19	72,000,000.00	593,432,843.19			121,445,303.85	20.46	



UNIVERSITY OF KELANIYA - AHEAD OPERATION  
OPERATION TECHNICAL SECRETSARIAT  
PROGRESS OF THE AHEAD GRANT - RA 03 - AS AT 31.12.2020

SN	Name of the Grants	Faculty / Department / Units	AHEAD Programe Budget in LKR	AHEAD Provision for Price Escalation	Total AHEAD Budget	Date of Commencement	Expected Date of Completion	Finnacial Progress as of 31.12.2020		Remarks
								Amount disburse	%	
1	DOR ( Development Oriented Research) Grant - HEMS	Samkathana Research Centre and Archieve of the Faculty of Humanities	10,000,000.00	-	10,000,000.00	Feb-19	Jan-21	7,646,536.67	76.47	In progress
2	DOR ( Development Oriented Research) Grant - STEM	Faculty of Science	40,000,000.00	-	40,000,000.00	Jun-19	May-22	11,879,964.23	29.70	In progress
3	UBL ( University Business Linkage ) Grant	University of Kelaniya	9,000,000.00	-	9,000,000.00	Sep-19	Jun-23	1,972,698.14	21.92	In progress
4	DOR ( Development Oriented Research ) Grant _HEMS Round 2	Faculty of Social Science	10,000,000.00	-	10,000,000.00	Dec-19	Dec-22	1,907,573.86	19.08	In progress
5	RIC - 01 ( Research Innovation and Commercialization ) -Round 2	Department of Chemistry	40,000,000.00	-	40,000,000.00	Jan-20	Dec-22	3,424,667.39	8.56	In progress
6	RIC - 02 ( Research Innovation and Commercialization ) -Round 2	Department of Physics and Electronics	40,000,000.00	-	40,000,000.00	Jan-20	Dec-22	2,463,951.77	6.16	In progress
	Total		149,000,000.00	-	149,000,000.00			29,295,392.06	19.66	

**36. Science and Technology Human Resources Development Project.**

The Science and Technology Human Resource Development Project funded by the Asian Development Bank (ADB) supports the government to develop technology faculties in three universities viz. University of Kelaniya, Rajarata University of Sri Lanka and Sabaragamuwa University of Sri Lanka, and the Faculty of Engineering at the University of Sri Jayewardenepura to nurture a new breed of technology-oriented graduates equipped with market-relevant skills and entrepreneurial spirit. It addresses lack of financing for technology degree programs, which are high in demand from students and industry. The project will provide innovative technology and industry-relevant education and research facilities, help quality curriculum design and academic staffing aligned with industry demand and international standards, and provide competitive industry and foreign university grant scheme and capacity development opportunities.

The project has five key outputs planned: (1). Innovative technology learning and research environment established, (2). Quality and industry-relevant higher technology education programs implemented, (3). Industry linkages and international collaborations strengthened, (4). Faculty management capacity strengthened, and (5). New higher education project preparation supported. The total contribution for the project from the Asian Development Bank is USD 145 Million while the government contribution is USD 20 Million. The ADB funding is composed of two loan categories: Ordinary capital resources (USD 83.02 Million) and Concessional ordinary capital resources lending (USD 61.98 Million).

The Faculty of Computing and Technology of the University of Kelaniya has been allocated a total sum of USD 29.2 Million under this project and a further sum of USD 10 Million is available for the four universities to be utilised under competitive proposal basis. The Faculty of Computing and Technology will utilise the above funding to construct a building complex at the proposed Mudun Ela premises, procure books, software & equipment, train the staff, establish partnership programmes with reputed international universities and develop collaborative programmes with the industry.

The overall project will be managed by the Project Management Unit (PMU) established under the Ministry of City Planning, Water Supply and Higher Education while the project coordination at the university level will be handled by the Project Implementation Unit (PIU) headed by a

Deputy Project Director. The responsibilities of the PIU includes monitoring and supervising construction of the faculty buildings and designing and implementing project activities, including procurement of goods and services, within the scope of the project to develop the faculty with assistance of the University Council/Senate and university academic staff.

A major milestone in the project was achieved in 2020 when the contract for the construction of the building complex was awarded to ICC-Maga Joint Venture.

Details of the project activities carried out in 2020 are as follows:

SN	Project Component	Estimated Cost in 2020 (Rs)	Disbursements in 2020 (Rs)	Remarks
1	Construction of the building complex for the faculty.	759.0	1,006.5	Contract awarded to Maga-ICC Joint Venture.
2	Procurement of Goods	118.6	72.0	Deliveries of equipment ordered in 2020 were delayed mainly due to Covid-19 pandemic.
3	Short Term Training	3.1	0.7	Several overseas training programmes were cancelled due to the Covid-19 pandemic. Mostly online training programmes were conducted.
4	Long term training	3.6	3.6	3 more PhD applications were approved in 2020 for commencement in 2021.
	<b>Total</b>	<b>884.3</b>	<b>1,082.8</b>	



## UNIVERSITY OF KELANIYA

## STATEMENT OF THE COMPARISON OF BUDGET AND ACTUAL AMOUNTS - 2020

CATEGORY	Actual 2020 Rs.	Original Budget 2020 Rs.	Difference Original Budget and Actual Rs.	%
<b>INCOME</b>				
Government Grant	4,089,000,000	4,089,000,000	-	-
Government Grants for Recurrent Expenditure	4,089,000,000	4,089,000,000	-	-
Other Income	1,286,763,330	1,180,081,000	3,330	9.04
<b>Total Income</b>	<b>5,375,763,330</b>	<b>5,269,081,000</b>	<b>3,330</b>	<b>2.02</b>
<b>EXPENSES</b>				
<b>Personal Emoluments</b>	<b>4,037,880,665</b>	<b>4,131,331,000</b>	<b>2,665</b>	<b>(2.26)</b>
Personal Emoluments - Academic	3,013,018,575	2,835,066,771	575	6.28
Personal Emoluments - Non Academic	1,024,862,089	1,296,264,229	2,089	(20.94)
<b>Travelling Expenses</b>	<b>2,507,449</b>	<b>4,200,000</b>	<b>449</b>	<b>(40.30)</b>
Domestic	307,011	700,000	11	(56.14)
Foreign	2,200,438	3,500,000	438	(37.13)
			-	
<b>Supplies</b>	<b>80,815,609</b>	<b>104,200,000</b>	<b>(1,991)</b>	<b>(22.44)</b>
Stationery and Office Requisites	30,174,051	46,000,000	(949)	(34.40)
Fuel & Lubricants	5,264,240	7,000,000	(760)	(24.80)
Uniforms	2,487,349	1,200,000	(651)	107.28
Mechanical & Electrical goods	72,116	500,000	(884)	(85.58)
Chemicals & Glassware	9,202,344	8,500,000	344	8.26
Medical Supplies	1,334,679	4,000,000	79	(66.63)
Other	32,280,831	37,000,000	831	(12.75)
<b>Maintenance Expenses</b>	<b>27,698,706</b>	<b>23,503,000</b>	<b>(94)</b>	<b>17.85</b>
Vehicles	6,151,809	6,000,000	(191)	2.53
Plant, Machinery and Equipments	21,165,559	16,000,000	559	32.28
Buildings and Structures	45,038	188,000	38	(76.04)
Furniture	323,800	1,300,000	-	(75.09)
Other	12,500	15,000	(500)	(16.67)
<b>Contractual Services</b>	<b>374,877,317</b>	<b>512,897,000</b>	<b>(5,683)</b>	<b>(26.91)</b>
Transport	161,061	210,000	(939)	
Postal and Communication	62,546,873	72,600,000	(127)	(13.85)
Electricity & Water	97,612,052	145,900,000	(2,948)	(33.10)
Rents and Local Taxes	53,097,029	72,230,000	(2,971)	(26.49)
Security Services	60,641,873	72,219,000	1,873	(16.03)
Cleaning Services	66,278,166	90,998,000	166	(27.17)
Printing Advertising etc.,	24,543,850	45,540,000	(1,150)	(46.10)
Other	9,996,412	13,200,000	412	(24.27)
<b>Other Recurrent</b>	<b>120,158,385</b>	<b>234,950,000</b>	<b>(6,015)</b>	<b>(48.86)</b>
Travel grants to University Teachers			-	
Special Services - Council & Committees	4,739,183	4,500,000	(817)	5.32
-Do- Professional & Other Fees	45,000	200,000	-	(77.50)

**UNIVERSITY OF KELANIYA****STATEMENT OF THE COMPARISON OF BUDGET AND ACTUAL AMOUNTS - 2020**

Workshops, Seminars	2,982,408	5,000,000	408	(40.35)
Academic Research & Publications	1,872,543	5,000,000	43	(62.55)
Staff Development (Training for Teachers, Administrators & Other Employees)	698,299	8,500,000	299	(91.78)
Postgraduate Research & Scholarships		1,000,000	-	(100.00)
university sports activities		1,000,000	-	
Industry Internships, Practical & Career Guidance		100,000	-	
Students' Development Initiatives & Community Relations	56,180	500,000	2,780	(88.76)
Employee Welfare & Medical Insurance	11,590,000	19,000,000	(10,000)	(39.00)
Corporate Planning, Governance & Outreach		100,000	-	(100.00)
Grants to other Organizations	8,251,661	10,000,000	1,661	(17.48)
Interest Subsidy on Property Loan	14,152,000	15,700,000	-	(9.86)
Holiday Warrants Season Tickets	980,447	2,500,000	447	(60.78)
convercation expenses	4,808,528	7,500,000	528	
Entertainment Expenses	2,079,600	3,500,000	(400)	(40.58)
Bank Charges	14,550	50,000	50	(70.90)
Awards & Indemnities	127,500	1,500,000	(500)	(91.50)
Contributions & Membership Fees	4,654,582	6,800,000	(418)	(31.55)
Examination Fees	59,652,804	88,500,000	(196)	(32.60)
Others	3,453,101	54,000,000	101	(93.61)
<b>Total Expenses</b>	<b>4,643,938,131</b>	<b>5,011,081,000</b>	<b>(10,669)</b>	<b>(7.33)</b>

## 10.2 Total Income

Table 110-1: Total income

Description		2019	2020
<b>Government Grant</b>			
<b>Recurrent Grant</b>		3,954,187,550	4,238,994,300
	Personnel Emoluments	3,377,000,000	3,806,500,000
	Other Recurrent	398,000,000	282,500,000
	Mahapola		
	Treasury	57,704,850	
	Trust	60,111,600	83,138,300
Bursary Grants		61,371,100	66,856,000
<b>Capital Grant</b>		443,500,000	308,000,000
	Rehabilitation & Improvement of Capital Assets	19,372,000	88,822,000
	Acquisition of Fixed Assets	188,000,000	139,794,900
	Construction Projects	224,732,500	70,005,000
	Human Capital Development Projects	8,800,500	3,486,200
	Research and Development	2,595,000	5,891,900
	Projects Implemented under the Budget Proposals 2017-2019		
Other Grant		-	-
	Recurrent		
	Capital		
Generated Income		1,362,740,779	1,286,763,330
	Self-Financing Activities	346,280,720	337,890,205
	All other Internal Income	1,016,460,059	948,873,125
Total		5,760,428,329	5,833,757,630

## 10.3 Capital Expenditure

Table 110-2: Capital expenditure

Activity	Capital Expenditure from			Total Expenditure (Rs.)
	Government Grant (Rs.)	Generated Income (Rs.)	Other Grant (Rs.)	
Construction Projects	67,402,811			67,402,811
Acquisition of Assets	202,559,884	90,921,498	5,352,128	298,833,510
Rehabilitation & Improvement of Capital Assets	17,535,114			17,535,114
Human Capital Development Projects	3,578,658			3,578,658
Research and Development	5,820,639			5,820,639
Total	296,897,106	90,921,498	5,352,128	393,170,732

## 10.4 Recurrent Expenditure

Table 110-3: Recurrent expenditure

Programme \ Object	Personal Emoluments - Academic	Personal Emoluments -Non-Academic	Travelling Expenses	Supplies	Maintenance Expenses	Contractual Services	Mahapola & Bursary (Treasury & Trust Fund)	Other Recurrent Expenses	Grand Total
PROGRAMME 01 - GENERAL ADMINISTRATION	7,826,837	248,360,154	186,200	14,350,971	7,817,596	97,859,220		5,305,225	381,706,203
PROGRAMME 02 – ACADEMIC									
Faculty of Commerce & Management Studies	496,939,356	40,797,578	78,891	4,518,554	1,167,991	4,532,827	31,872,950	5,905,275	585,813,421
Faculty of Humanities	535,679,797	56,923,495	20,000	3,701,694	1,042,461	392,140	71,108,500	6,085,380	674,953,467
Faculty of Social Sciences	553,710,073	48,665,190	366,390	3,498,036	857,798	734,374		2,185,060	610,016,920
Faculty of Medicine	646,817,505	209,218,053	94,425	12,474,688	4,522,930	55,511,092	9,671,750	4,192,723	942,503,166
Faculty of Computing & Technology	86,459,818	20,585,341	93,739	789,220	1,098,708	43,788,759	8,037,700	1,418,585	162,271,870
Faculty of Science	643,602,309	128,323,281	1,545,515	12,465,100	3,894,164	1,306,280	29,303,400	9,652,965	830,093,013
Faculty of Graduate Studies	-	15,086,016		2,190,133	189,387	5,190,465		5,337,966	27,993,967
Campus									-
Examination		14,737,245		1,455,208	96,076	12,712,744		7,897,591	36,898,864
									-
PROGRAMME 03 - TEACHING RESOURCES									
Library Services	41,673,594	62,517,683	96,012	831,904	447,396	1,226,718		124,322	106,917,629
PROGRAMME 04 - WELFARE SERVICES	(351,125)	64,370,118	23,078	2,267,811	909,460	56,356,761		3,285,793	126,861,896
PROGRAMME 05 - MAINTENANCE		74,986,884	-	19,181,721	193,459	43,603,903		53,860	138,019,827
PROGRAMME 07 - EXTENSION SERVICES									
External Examinations	660,411.56	30,598,635	500	1,711,788	2,175,979	12,121,835		42,712,871	89,982,020
PROGRAMME 08 - ANCILLARY ACTIVITIES									
Hostels	-	9,692,417	2,700	1,378,781	3,285,303	39,540,198		258,770	54,158,169
EXPENDITURE FROM GENERATED INCOME (which is not come under any of 8 Programmes given in the above)									
(Please Specify .....)	89,585,607	26,559,613	294,220	1,248,465	631,159.50	5,336,427		24,596,406	148,251,896
EXPENSES FROM OTHER GRANT									
(Please Specify .....)									
GRAND TOTAL	3,102,604,182	1,051,421,702	2,801,669	82,064,075	28,329,866	380,213,743	149,994,300	119,012,791	4,916,442,328

## 11. REPORT OF THE AUDITOR GENERAL

HED/E/UOK/1/2020/18

July 2021

Vice Chancellor

University of Kelaniya

**Report of the Auditor General on the Financial Statements of the University of Kelaniya for the year ended 31 December 2020 in terms of the National Audit Act No.19 of 2018**

---

### 1. Financial Statements

#### 1.1 Qualified Opinion

---

The audit of the financial statements of the University of Kelaniya for the year ended 31 December 2020 comprising the statement of financial position as at 31 December 2020 and the statement of financial performance, statement of changes in equity and cash flow statement for the year then ended, and notes to the financial statements, including a summary of significant accounting policies, was carried out under my direction in pursuance of provisions in Article 154 (1) of the Constitution of the Democratic Socialist Republic of Sri Lanka read in conjunction with the provision of the Finance Act No. 38 of 1974 and the National Audit Act, No. 19 of 2018. My report to Parliament in pursuance of provisions in Article 154(6) of the Constitution will be tabled in due course.

In my opinion, except for the effects of the matters described in Paragraph 1.5 of this report, the financial statements give a true and fair view of the financial position of the University as at 31 December 2020 and its financial performance and its cash flows for the year then ended in accordance with Sri Lanka Public Sector Accounting Standards.

#### 1.2 Basis for Qualified Opinion

---

Page | 1



- (a) Since useful life of the non-current assets had not been reviewed annually in terms of Paragraph 65 of the Sri Lanka Public Sector Accounting Standard 07, fixed assets costing Rs.1,641,021,283 were further in use despite being fully depreciated. As such, action had not been taken to revise the said estimated error in terms of Sri Lanka Public Sector Accounting Standard 03.
- (b) A generator valued at Rs. 30,440,902 and 03 photocopiers total costing Rs. 1,408,100 procured during the year under review had not been accounted correctly under correct class asset and, as such, the depreciation for the year under review had been understated by Rs. 2,725,410 and the annual surplus had been overstated by that amount in the financial statements.
- (c) 04 buildings with a total value of Rs. 790,400,309 remained under the work in progress had been taken in to use from the year under review and had been capitalized under buildings, but due to non-accounting of annual depreciation of Rs.39,520,015 in respect of those buildings the surplus for the year was overstated by that amount in the financial statements.
- (d) Although according to the annual stock verification reports the physical stock value as at 31 December of the year under review was Rs. 48,848,301, as per the financial statement the stock value was Rs. 44,269,722 and there was a difference of Rs.4,578,579.

I conducted my audit in accordance with Sri Lanka Auditing Standards (SLAuSs). My responsibilities, under those standards are further described in the Auditor's Responsibilities for the Audit of the Financial Statements section of my report. I believe that the audit evidence I have obtained is sufficient and appropriate to provide a basis for my qualified opinion.

### **1.3 Other information included in the University's 2020 Annual Report.**

The other information comprises the information included in the University's 2020 Annual Report but does not include the financial statements and my auditor's report thereon, which I have obtained prior to the date of this auditor's report. Management is responsible for the other information.

My opinion on the financial statements does not cover the other information and I do not express any form of assurance conclusion thereon.

In connection with my audit of the financial statements, my responsibility is to read the other information identified above and, in doing so, consider whether the other information is materially inconsistent with the financial statements or my knowledge obtained in the audit or otherwise appears to be materially misstated.

If based on the work I have performed on the other information that I have obtained prior to the date of this auditor's report, I conclude that there is a material misstatement of this other information, I am required to report that fact. I have nothing to report in this regard.

#### **1.4 Responsibilities of Management and Those Charged with Governance for the Financial Statements**

---

Management is responsible for the preparation of financial statements that give a true and fair view in accordance with Sri Lanka Public Sector Accounting Standards, and for such internal control as management determine is necessary to enable the preparation of financial statements that are free from material misstatement, whether due to fraud or error.

In preparing the financial statements, management is responsible for assessing the University's ability to continue as a going concern, disclosing, as applicable, matters related to going concern and using the going concern basis of accounting unless management either intend to liquidate the University or to cease operations, or has no realistic alternative but to do so.

Those charged with governance are responsible for overseeing the University's financial reporting process.

As per Section 16(1) of the National Audit Act No. 19 of 2018, the University of Kelaniya is required to maintain proper books and records of all its income, expenditure, assets and liabilities, to enable annual and periodic financial statements to be prepared of the University.

#### **1.5 Auditor's Responsibilities for the Audit of the Financial Statements**

---

My objective is to obtain reasonable assurance about whether the financial statements as a whole are free from material misstatement, whether due to fraud or error, and to issue an auditor's report that includes my opinion. Reasonable assurance is a high level of assurance, but is not a guarantee that an audit conducted in accordance with Sri Lanka Auditing Standards will always detect a material misstatement when it exists. Misstatements can arise from fraud or error and are considered material if, individually or in the aggregate, they could reasonably be expected to influence the economic decisions of users taken on the basis of these financial statements.

As part of an audit in accordance with Sri Lanka Auditing Standards, I exercise professional judgement and maintain professional scepticism throughout the audit. I also:

- Identify and assess the risks of material misstatement of the financial statements, whether due to fraud or error, design and perform audit procedures responsive to those risks, and obtain audit evidence that is sufficient and appropriate to provide a basis for my opinion. The risk of not detecting a material misstatement resulting from fraud is higher than for one resulting from error, as fraud may involve collusion, forgery, intentional omissions, misrepresentations, or the override of internal control.
- Obtain an understanding of internal control relevant to the audit in order to design audit procedures that are appropriate in the circumstances, but not for the purpose of expressing an opinion on the effectiveness of the University's internal control.
- Evaluate the appropriateness of accounting policies used and the reasonableness of accounting estimates and related disclosures made by the management.
- Conclude on the appropriateness of the management's use of the going concern basis of accounting and based on the audit evidence obtained, whether a material uncertainty exists related to events or conditions that may cast significant doubt on the University ability to continue as a going concern. If I conclude that a material uncertainty exists, I am required to draw attention in my auditor's report to the related disclosures in the financial statements or, if such disclosures are inadequate, to modify my opinion. My conclusions are based on the audit evidence obtained up to the date of my auditor's report. However, future events or conditions may cause the University to cease to continue as a going concern.



- Evaluate the overall presentation, structure and content of the financial statements, including the disclosures, and whether the financial statements represent the underlying transactions and events in a manner that achieves fair presentation.

I communicate with those charged with governance regarding, among other matters, significant audit findings, including any significant deficiencies in internal control that I identify during my audit.

## 2. Report on Other Legal and Regulatory Requirements

- 2.1 National Audit Act, No. 19 of 2018 includes specific provisions for following requirements.
- 2.1.1 I have obtained all the information and explanation that required for the audit and as far as appears from my examination, proper accounting records have been kept by the University as per the requirement of section 12 (a) of the National Audit Act, No. 19 of 2018.
- 2.1.2 The financial statements presented is consistent with the preceding year as per the requirement of section 6 (1) (d) (iii) of the National Audit Act, No. 19 of 2018.
- 2.1.3 The financial statements presented includes all the recommendations made by me in the previous year as per the requirement of section 6 (1) (d) (iv) of the National Audit Act, No. 19 of 2018.
- 2.2 Based on the procedures performed and evidence obtained were limited to matters that are material, nothing has come to my attention;
- 2.2.1 to state that any member of the governing body of the University has any direct or indirect interest in any contract entered into by the University which are out of the normal cause of business as per the requirement of section 12 (d) of the National Audit Act, No. 19 of 2018;
- 2.2.2 to state that the University has not complied with any applicable written law, general and special directions issued by the governing body of the University as per the requirement of section 12 (f) of the National Audit Act, No. 19 of 2018 except for;

		Reference to law/ Direction -----	Description -----
(a)	(i)	Public Finance Circular No. 01/2020 of 28 August 2020 and Financial Regulation 371 of Financial	The advances should be settled as soon as the intended purpose is

		Regulations of the Democratic Socialist Republic of Sri Lanka	completed and the settlement should not be delayed beyond 31 December of the financial year in which the advances are issued. But the total advances given during the period from the year 2016 to year 2019 amounted to Rs. 4,410,277 had not been settled.
	(ii)	Financial Regulation 571	Action had not been taken in accordance with the Financial regulations regarding 552 sundry deposits amounted to Rs. 63,460,015 old more than two years and regarding library deposits amounted to Rs. 16,946,500 old more than 05 years.
	(b)	Sections 4.3.1 and 4.3.2 of the Government Procurement Guidelines of 25 January 2006	The approval of the Vice Chancellor had not been obtained for the total cost estimate of Rs. 11,929,352 (VAT free) for landscape works of the new Gym area of the University.

2.2.3 to state that the University has not performed according to its powers, functions and duties as per the requirement of section 12 (g) of the National Audit Act, No. 19 of 2018.

2.2.4 to state that the resource of the University has not procured and utilized economically, efficiently and effectively within the time frames and in compliance with the applicable laws as per the requirement of section 12 (h) of the National Audit Act, No. 19 of 2018.

### 2.3 Other Matters

- 
- (a) Construction of the computer center building at an estimated cost of Rs. 183 million, which commenced construction in 2016 to be completed within two years, had not been completed even by 31 December of the year under review.

- (b) The total value of the 02 Cabinet approved Building Project Funds stated under the Rights of the financial position statement amounted to Rs. 17,272,549 had not been utilized for the intended purposes during the year under review.
- (c) The total amount due from 07 lecturers on breach of contract amounting to Rs. 41,583,486 had not been recovered even till 31 December of the year under review.
- (d) Gifts worth Rs. 2,330,055 purchased in 2019 without proper planning for the 60th anniversary of the University were remained in stores even till 01 April 2021, the date of the audit.
- (e) Action had not been taken to settle 257 cancelled cheques valued for Rs. 2,615,824 shown under the accounts payables as at 31 December of the year under review.
- (f) According to the information submitted for audit, as per the Lecture ----- Plan prepared for 13 courses for the year 2020, the number of lecture hours to be covered was 38,390 and out of that 33,057 lecture hours or 86 percent were covered by the online lectures due to Covid-19 situation.

W.P.C. Wickramarathna  
Auditor General

## 12. AUDIT COMMITTEE REPORT

### Audit Committee Report - 2020

#### Composition of the Audit Committee

The Audit Committee of the University, established as a sub-committee responsible for the Council consists of three non-executive members. The following officers were engaged in Audit Committee activities in the year 2020.

Members	Participation in the Committee in 2020 (Participation /Due to participation)
1. Mr.L.E. Susantha Silva (Chairman)	5/5
2. Mr. Sanjaya Bandara	4/5
3. Mr. Upali Wijeweera	5/5

The members of the National Audit Office were also invited to participate as observers.

#### Meeting

As per Public Enterprises Circular No .P.E.D./31, Committee meeting should be held at least four times a year. The Committee met five times in the year under review and the internal and external audit reports were discussed at these meetings. The Committee reports were submitted to the University Council for information and necessary actions.

#### Main responsibilities

The main objective of the Audit Committee is to assist the Council for the efficient functions of the financial and it's related management activities of the University.

The main responsibilities are,

1. Review and Supervision of the financial statements, financial reporting and Continuation of the Audit Process.
2. Examine any matters related to the finance of the University and other related matters.
3. Approving the annual internal Audit Plans and Programmes.
4. Supervision of the Internal Audit Plan and Programme.
5. Investigate the external and internal audit reports and take follow up action on recommendations.

6. Review, Supervision and examination the compliance of the effective performance of the system controls.
7. Review performance at regular intervals for cost effectiveness and to eliminate wasteful expenditure Etc.
8. Ascertain whether statutes, regulations, rules and circulars are complied with.

#### Activities within the year.

The Committee was engaged in the following activities within the year under review.

#### 1. Approval and Supervision of the annual internal audit plans and programmes.

The Committee approved and supervised the internal audit plan and programme for the year 2020. The Committee reviewed and supervised the effectiveness and performance of the internal audits, audit queries and the performance of the Internal Audit Division.

#### 2. Compliance with Laws and Regulations

The compliance with the relevant laws and regulations were reviewed with the reports submitted by the external and internal auditors. The Committee further followed up on the preparation and presentation of the annual accounts reports of the University and the settlement of statutory payments such as Gratuity, Pensions and the Provident Funds.

#### 3. Continuous review and Supervision on the violation of Contracts.

The Committee continuously reviewed and supervised the recovery process from the staff members who violated bonds. As a result, it was able to recover the complete bond amount from 02 persons and approximately Rs.13.2 million was recovered in the year under review. There were 21 bond violators at the beginning of the year 2020. 15 persons were paying the installments in cash and legal actions had already been taken to recover the relevant amounts from 03 persons. Reminders had been sent for 05 persons who had dues, informing them to pay the installments on time.



#### 4. Review and strengthening of the internal control system.

Necessary recommendations had been made on the control of Fixed Assets, regulating the expenditure for contractual activities, lending library books, annual board of survey of stores/survey of fixed assets, recovering the unsettled advances, settling the unrecognized and settled loan balances and strengthening the internal controls. Further Committee continuously reviewed the action taken to correct the weaknesses pointed out by the Auditor General's Report and the Audit Queries issued during the year 2020.

#### 5. Audit Committee Meetings

The Audit Committee meetings were held at five occasions within the year ended as at 31<sup>st</sup> December 2020. All the Audit Committee members actively participated in all the Committees. A representative from the Auditor General's Department participated at every meeting of the Audit Committee as an observer. Other staff members from the University were also invited when required. Senior Assistant Internal Auditor act as the Secretary of the Committee.

#### Conclusion

The Committee was satisfied with the success of the follow up activities based on the recommendations on the matters considered by the Committee in the year 2020.



Chairman  
Audit Committee  
University Of Kelaniya

### **13. OBSERVATION OF THE COUNCIL OF THE UNIVERSITY OF KELANIYA ON THE REPORT OF THE AUDITOR GENERAL**

My No: UK/IA/04/FAR/2020

Your No: HED/E/UOK/1/20/18

27<sup>th</sup> September 2021

Auditor-General,  
Auditor-General's Department,  
No. 306/72,  
Poldoowa Road,  
Battaramulla.

---

#### **Report of the Auditor General in terms of Section 12 of the National Audit Act No. 19 of 2018 regarding the financial statements and other legal and regulatory requirements for the year ended 31<sup>st</sup> December 2020 of the University of Kelaniya.**

---

The following observations pertaining to the Report of the Auditor General in terms of Section 12 of the National Audit Act No. 19 of 2018 on the financial statements and other legal and regulatory requirements for the year ending 31<sup>st</sup> December 2020 which was forwarded with your even numbered letter dated 07<sup>th</sup> July 2021 are submitted herewith.

#### **1. Financial Statements**

##### **1.1 Qualified Opinion**

##### **1.2 Basis for the Qualified Opinion**

- (a) A Technical Committee consisting of four (4) academic staff members, having the technical knowledge for reviewing the effective life time of the assets of the University and reviewing on policy matters regarding assets such as depreciation of assets, valuation of assets and make recommendations on such matters, has been established and the said Committee has initiated its actions at present. At the same time, policy recommendations in this regard, after considering the pragmatic situations are to be submitted to the Finance Committee and the Council.
- (b) The asset classification error has been corrected in the year 2021. At the same time, the effect of allocation of depreciation of Rs. 2,713,130/- has been corrected in the year 2021. The relevant journal entries have been forwarded by the University to the National Audit Office on 21.06.2021. (C-0061, C-00622, C-0063, R-0157, R-0159)

- (c) As informed by the Project Management Office when all the divisions were made aware of the instructions on settling year end accounts, capitalization of year end ledger balances have been made. All the capitalizations have been made based on the concluding date of the work in progress as received from the Project Management Office. Capitalization of buildings are made based on the completion of all construction work and the usage of the building by the University.
- (d) Steps have been taken at present to make comparisons in order to identify the reason for the difference in the physical stock value and the stock value mentioned in the Statement on Financial Position, according to the reports on annual stock verification.

## 2. **Report on Other Legal and Regulatory Requirements**

### 2.2.2

No.	Reference Law/ Rules/ Regulations	Explanation	
a (i)	Financial Regulation 371 of Code of Financial Regulations of the Democratic Socialist Republic of Sri Lanka and Public Finance Circular No. 01/2020 dated 28 <sup>th</sup> August 2020.	Action has been taken to settle the outstandings existed as at 31.12.2020.	
		Year	Advance Balance
		2016	194,455.00
		2017	353,500.00
		2018	673,448.00
		2019	3,188,874.00
	<b><u>4,410,277.00</u></b>		
a (ii)	Financial Regulation 571	Necessary steps have been taken to account the deposits exceeding two years in the year 2021 for the income based on the information on tender deposits and security deposits as provided by the respective divisions.	
		The refundable library deposit is charged form the students in the post-graduate degree programmes and other post-graduate programmes and they are provided with the opportunity to sit for the examinations after extending studentships in order to complete their courses and this deposit amount is refunded to the students based on their requests after completing the courses, and after receiving the relevant certifications from the Faculty of Graduate Studies and the Library.	
b	Sections 4.3.1 and 4.3.2 of the Public Procurement Guidelines dated 25 <sup>th</sup> January 2006.	So far approval of the Head of the Institute had not been obtained for the total cost estimate given by the Works Engineer for each contract and thereafter as per the Para. 4.3.1 and 4.3.2 of the Public Procurement Guidelines, action has been taken to prepare a total cost estimate including all the related expenditure and obtain the approval of the Head of the Institute.	



## **2.3 Other Matters**

- (a) The State Engineering Corporation is doing the construction work of this and the construction of this Computer Center building has been delayed due to the financial issues in the contractor company and the University has taken steps to charge demurrage for it. At the same time the University has informed in writing the contractor, the State Engineering Corporation at several occasions to expedite this construction. As at 31.12.2020, the State Engineering Corporation has completed construction work of Rs. 174 million.
- (b) The funds for the Six Storied Examination Building project are indicated under the “CODL Capital Reserve” fund of Rs. 16,422,549/- existing under the Building Projects Fund that has obtained the approval of the Cabinet of Ministers. The said project is not completed as yet.

The “Unique Multi Story Building Fund” that has a balance of Rs. 850,000/- is based on the grants received for the relevant project and the balance of the said fund has to be used for the said project. This project is not yet commenced and utilizations will be made after commencing the project.

- (c) Litigations have been initiated at the District Court of Colombo for the following three lecturers out of the seven lecturers and the Attorney-General’s Department is representing the University.

### **1. Dr. DMP Dasanayaka**

Actions have been taken to file a litigation against this lecturer and the guarantees in 2016 under DMR 3785/16 in order to recover the bond values and the University has filed counter replies to the replies filed by the 1<sup>st</sup> and 2<sup>nd</sup> Defendants. However, summons for the 3<sup>rd</sup> Defendant have been filed for distributing the summons again as the Fiscal has not filed the summons report in the records at the Court as he had not delivered the said summons issued by the Court against the 3<sup>rd</sup> Defendant. This case is fixed for next hearing on 31.08.2021 to call for reports after delivering the summons.

### **2. Dr. (Mrs) AUA Samarakoon**

Actions have been taken to file a litigation against this lecturer and the guarantees in 2019 under DMR 2896/19 in order to recover the bond values and the Court has not fixed a date to call reports after delivering the summons. The University has made a written inquiry in this regard from the Attorney-General’s Department.

### **3. Mrs. AT Jayaweera**

Separate litigations have been filed against Mrs. AT Jayaweera in 2019 under DMR 2515/19 and against her guarantors under DMR 2514/19 in order to recover the bond values and the DMR 2515/19 case is fixed for next hearing on 27.07.2021.

The bond value of Rs. 5,268,135/- of Mr. RMUS Udagedara has been settled to the University and the bond has been released.

As the other three bond violators from the above bond violators, have expressed their consent to settle the bond value from their Provident Funds and Pensions Funds, action has been taken for

such recoveries from the Provident Funds and Pensions Funds in collaboration with the University Grants Commission. Therefore, no legal action has been initiated against these three so far.

(d) These items have been requested by the Director/ Brand Promotion Centre on 05.08.2019 from the Supplies Division as Corporate Gifts for the souvenirs of the anniversary based on a decision of the Committee appointed for the 60<sup>th</sup> Anniversary of the University. Action had been taken to enter these gift items purchased as such under the stocks item receipt no. 2019/824 and 2019/825 in the stores stocks. As Vice-Chancellor and the Chairman of the Committee for the 60<sup>th</sup> Anniversary had informed all the Heads of all the Departments about this matter, the said gift items are issued as requested by the each Department on its requirement.

(e) The payments regarding the cheques on which requests had been received for making repayments for the cancelled cheques have been made and necessary action has been taken to transfer the values equal to the cheques that exceeds 6 months on which no replies have been received for the reminders to the income as per the Financial Regulations.

(f) Agreed with the Audit observations.

According to the COVID-19 Health Guidelines, the University was not open for the students from March 2020 and from March 2020 lecture hours had not been covered within the University premises. According to a management decision of the University to continue the academic activities, academic activities had been continued on online facility. Accordingly, covering of lecture hours of the internal and external lecturers within the University premises for the year 2020 had been made only until March 2020 and action had been taken to cover the remaining lecture hours that were to be conducted for the year, in the online platform.

*Signed illegibly*

Senior Prof. Nilanthi De Silva  
Vice Chancellor

Copies:-        01.     Chairman – University Grants Commission  
                      02.     Secretary – Ministry of Education  
                      03.     Secretary – Ministry of Finance