



UNIVERSITY OF KELANIYA, SRI LANKA

ANNUAL REPORT & ACCOUNTS

2015

CONTENTS

	Page No
01. Vision Statement	01
02. Mission Statement	01
03. Goals	01
04. Vice Chancellor's Review- 2015	02
a. Brief Introduction	02
b. Achievements	03
c. Future Plans	05
d. Organization Chart of the University	06
e. Members of Council of the University	07
05. New Entrants Internal – (Local) and Student Enrolment (<i>Total No. of Students</i>) in Undergraduate	08
5.1 Local Students New Entrants to Internal Undergraduate Degree Programmes	08
5.2 Local Students Enrolment (<i>Total No. of Students</i>) in Internal Undergraduate Degree Programmes	09
06. New Entrants Internal (Foreign) and Student Enrolment (Total No. of Students) in Undergraduate.	10
6.1 Foreign Students (students selected under foreign category) New Entrants to Undergraduate Degree Programmes	10
6.2 Foreign Students (students selected under foreign category) Enrolment (<i>Total No. of Students</i>) in Undergraduate Degree Programmes	11
07. New Entrants External Degree Programmes (Undergraduates)	12
7.1 New Entrants in External Undergraduate Degree Fee Levying Programmes	12
08. New Entrants and Student Enrolment (<i>Total No. of Students</i>) in Postgraduate Programmes	13
8.1 Local Students New Entrants and Enrolment (<i>Total No. of Students</i>) in Postgraduate Degree Programmes	13
8.2 Foreign Students New Entrants and Enrolment (<i>Total No. of Students</i>) in Postgraduate Degree Programmes	16
09. Examination Data	17
9.1 Undergraduate Output – Internal	17
9.2 Undergraduate Output – External	17
9.3 Postgraduate Output	18
9.4 Output of Other Courses	18

10. Human Resource Data	19
10.1 Approved Cadre and Present Staff	19
10.2 Approved Cadre and Present Staff - Academic Staff	20
10.3 Highest Qualifications of Academic Staff	21
10.4 Details of Executive Staff	22
10.5 Highest Qualifications of Administrative Staff	22
10.6 Details of Non-Academic Staff	23
10.7 Highest Qualifications of Non-Academic Staff	24
10.8 Information of International Staff visited for Undergraduate Teaching/Postgraduate/ Teaching/ Symposium Workshop in the year 2015	25
10.9 Foreign Scholarships, Fellowships & Training Programmes received by the University Staff-2015	26
11. Research Output Data	27
11.1 Number of Publications done by the Academic Staff in 2015	27
11.2 Details of the Science and Technology Development output in 2015	28
11.3 Details of Patents in 2015	28
11.4 Details of Knowledge Dissemination to the General Public during the year 2015	29
11.5 National & International Awards Received in 2015	38
12. Details of New Courses Started – 2015	40
13. Financial Data	41
13.1 Total Income in 2015	41
13.2 Capital Expenditure in 2015	41
13.3 Recurrent Expenditure in 2015	42
14. Financial Performance Analysis 2015	43
15. Details of Infrastructure Facilities Received in 2015	43
16. Hostel Data – 2015	44
16.1 Permanent Hostels	44
16.2 Rented Facilities	44
17. Mahapola and Bursary Scholarship Data	44
17.1 No. of Students received Mahapola & Bursary in 2015	44
18. Department of Physical Education	45
19. Financial Statements	50
20. Report of the Auditor General	75
21. Audit Committee Report	86
22. Observation of the Council of the University of Kelaniya on the Report of the Auditor General	88

ANNUAL REPORT AND ACCOUNTS – 2015

01. Vision Statement

To become a centre of excellence in creation and dissemination of knowledge for sustainable development

02. Mission Statement

To nurture intellectual citizens through creativity and innovation, who contribute to the national development

03. Goals

- i. To create a high quality and flexible teaching and learning environment
- ii. To create a multi-disciplinary research culture of global standing
- iii. To widen the range of economic and social engagements
- iv. To develop an excellent system of governance through efficient and effective administration and financial management

04. Vice-Chancellor's Review - 2015

a. Brief Introduction

The University of Kelaniya, Sri Lanka, has its origin in the historic Vidyalandara Pirivena, founded in 1875 as a centre of higher learning for Buddhist clergy. It was one of the two great national centers of traditional higher learning, heralding the first phase of the national movement and national resurgence of independence. With the establishment of modern Universities in Sri Lanka, the Vidyalandara Pirivena became the Vidyalandara University of Ceylon in 1959, the Vidyalandara Campus of the University of Sri Lanka in 1972, and the University of Kelaniya, Sri Lanka in 1978.

Today, the University of Kelaniya, Sri Lanka, is one of the major national Universities in the country. It is located outside the municipal limits of Colombo, in the ancient and historic city of Kelaniya, associated with the legends of King Kelanitissa and his daughter, Vihara Maha Devi. The campus is located on the Kandy Road, twelve kilometers from the capital city. It has seven faculties as listed below:

- Faculty of Commerce and Management Studies (Annex I)
- Faculty of Graduate Studies (Annex II)
- Faculty of Humanities (Annex III)
- Faculty of Medicine (Annex IV)
- Faculty of Science (Annex V)
- Faculty of Social Sciences (Annex VI)
- Faculty of Computing and Technology

The most recent one of these faculties is the Faculty of Computing and Technology, which was established on 30th December 2015 by the Special Gazette No. 1947/24. The new faculty consists of three academic departments namely; Department of Software Engineering, Department of Computer Systems Engineering and Department of Applied Computing.

While the Faculty of Medicine is located at Ragama, in a land area of 35 acres, the other Faculties are located at Dalugama in a land area of 55 acres. Centre for Distance and Continuing Education is located in Kiribathgoda.

The main buildings in Dalugama premises are the Student Centre, Science Block, Humanities and Social Sciences Building Complex, Commerce and Management Studies Building Complex, Science Lecture Theatre Complex, Auditorium and Ancillary Building, Sri Dharmaloka Convocation Hall, Aquaculture and Microbiology Buildings, ICT Centre, the Library, and the Administrative Block. Sri

Dharmaloka Convocation Hall has a seating capacity of 1000, while the Science Faculty Auditorium and Professor Sunil Shantha Memorial auditorium of the Faculty of Commerce and Management Studies can accommodate 250 & 300 persons respectively.

In terms of housing, the Bhikku Hostel and the Women's Hostel Complex are located within the Dalugama campus, while the Men's Hostels and some Women's Hostels are located nearby. In providing IT facilities, in addition to the main ICT Centre, each Faculty possesses well equipped ICT Centres which are managed either by the faculty or by the department. In facilitating learning, research and development Wi-Fi facility has been expanded to cover the entire University and the hostels. Three language laboratories are located at the Faculty of Humanities. All departments of the Faculty of Science and Faculty of Commerce & Management Studies consist of research laboratories in addition to classroom facilities.

At Ragama, the buildings include the Administration Block, Lecture Theatre and Laboratory Complex, Disabilities Studies Unit Building, Molecular Medicine Unit building, Pre-clinical Building Complex, Auditorium with a seating capacity of 200 and men's and Women's hostels.

The total number of postgraduate students enrolled during 2015 was 4104. The international recognition of the university was enhanced by the enrolment of 97 international students to the university in 2015.

The General Convocation of the university was held in 06 sessions during the year 2015, where 2120 internal graduates and 5984 external graduates were conferred degrees. The Postgraduate output of the year 2015 was 1877.

b. Achievements

- The seventh faculty of the University of Kelaniya, the Faculty of Computing and Technology was established on 30th December 2015.
- According to the Webometrix ranking, the University of Kelaniya was ranked 2815 among all the universities in the world.
- 27 staff members of the University of Kelaniya received Presidential Awards for research publications in 2014.
- 62 researchers of the University of Kelaniya have been ranked among the top 400 Sri Lankan scientists based on their Google Scholar citation profiles.

- The university has taken a decision to release examination results within one month and to issue the degree certificates soon after the examination results are released.
- The free Wi-Fi facility is provided to cover the entire university and students' hostels. The University of Kelaniya is the first university which provided Wi-Fi facility to cover the entire university. Staff members and students were provided opportunity to access research Journals through a Virtual Private Network (VPN) facility.
- Insurance scheme for all academic and non-academic staff members, student welfare fund and special welfare fund were introduced to enhance the student and staff welfare.

Several academic symposia helped to enhance the research culture of the university in 2015. The 16th Annual Research Symposium (International Postgraduate Research Conference 2015) organized by the Faculty of Graduate Studies was held on 10th and 11th December 2015, on the theme of “Emerging Concepts in Multidisciplinary Research”. More than 400 abstracts were received for presentation on issues and emerging concepts in all disciplines and the role they play in scientific, economic, social and cultural development. In addition to that there were 14 Research Conferences and Symposia as well as 6 students' symposia organized by the faculties and academic departments to inculcate research culture within the university.

Senate Honors were presented to 58 academic staff members in the year 2015 for publishing research papers in peer reviewed indexed journals in order to further strengthen the research culture in the university.

The Intra-University Best Speaker Contest, Art Exhibitions, Fish Exhibition, Photography exhibitions, Media Festivals, Talent shows, Colors Awarding Ceremony, Tree Plantation Programmes, Career Fair 2015, Stylish Marketer fashion show, Pindapatha Dana Pinkama, Welfare Projects and workshops were some of the extra-curricular programs conducted in 2015. Students from every faculty participated in national and international games and competitions held during the year, and won several national and international awards, bringing honor to the University.

Film and drama festivals, musical shows, art exhibitions and international cultural shows are some of the cultural activities which were carried out in the University in 2015. These activities, which were organized by the students and academic departments, helped to enhance social harmony within the university, while improving the talents of the students.

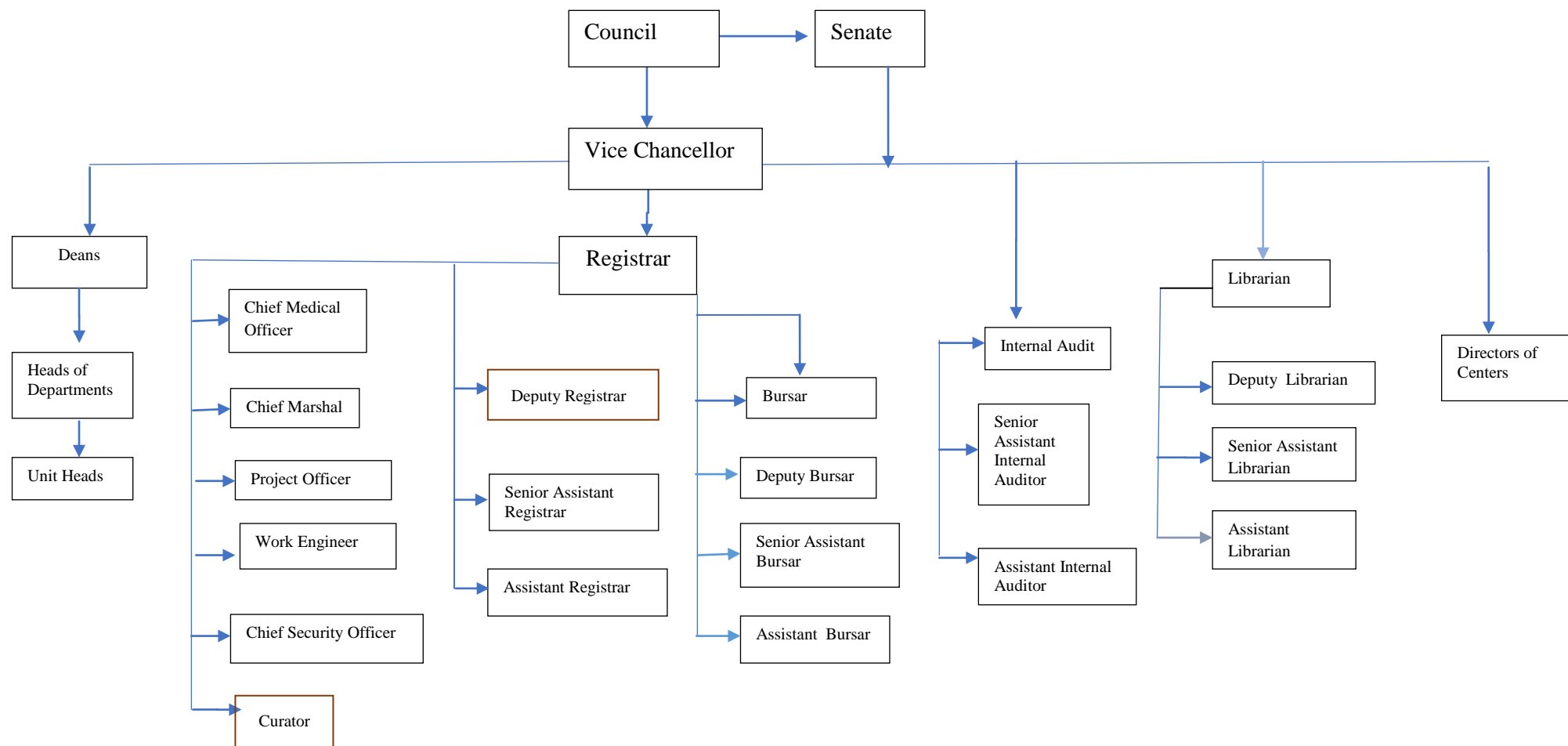
c. Future Plans

The university plans to achieve its vision by paying special attention to develop teaching and learning activities, research activities, infrastructure development and improving collaboration with the stakeholders of the University. Research conferences, academic programs, sports activities and other extra-curricular activities are aimed at improving students' soft skills and employability.

Under infrastructure development, several building projects are proposed as listed below:

- Proposed 5 storey building complex for the Faculty of Humanities
- Proposed hostel complex for 100 male and 100 female students at the Faculty of Medicine, Ragama
- Proposed 5 storey building complex for the Faculty of Social Sciences (Stage I)
- Proposed 5 storey building complex for the Faculty of Social Sciences (Stage II)
- Proposed 5 storey building complex for the Faculty of Social Sciences (Stage III)
- Proposed Building for the Faculty of Commerce & Management Studies
- Proposed 6 storey building complex for the Faculty of Science
- Multi-purpose Building for the University of Kelaniya
- Building Complex for the Information and Communication Technology Centre
- Building Complex (ICT) for the Department of Industrial Management
- Proposed building for the Department of Modern Languages (2nd stage of Building K20), Faculty of Humanities
- Building for the Faculty of Humanities (3rd Stage of Building K 20)
- Proposed 6 storey building complex as Examination & Lecture Halls

d. Organizational Chart of University



e. Members of the Council of the University

Vice- Chancellor

Professor Sunanda Madduma Bandara

- 18.03.2014 to 19.03.2017

Deans of Faculties

Dr. D.M. Semasinghe

Faculty of Commerce and Management Studies

- 01.07.2012 to 30.06.2015

01.07.2015 to 19.03.2017

Senior Professor V G Kulasena

Faculty of Graduate Studies

- 10.09.2014 to 24.01.2016

Professor Lakshman Senevirathne

Faculty of Humanities

- 11.05.2014 to 10.05.2017

Senior Professor N R de Sliva

Faculty of Medicine

- 14.08.2012 to 13.08.2015

14.08.2015 to 13.08.2018

Professor N A K P J Seneviratne

Faculty of Science

- 03.01.2014 to 02.01.2017

Professor A H M H Abeyarathna

Faculty of Social Sciences

- 15.12.2013 to 14.12.2016

Members Elected

Senior Professor M J S Wijeyaratne

Senior Professor P S Wijesinghe

Members Appointed by the University Grants Commission

Dr. Nanda Amarasekara

Professor Kusuma Karunaratne

Mr. L J Patrick Alexis Silva

Mr. J J Ratnasiri

Mr. Nimal Bopage

Mr. Gajaba Perera Gunawardena

Mr. Gotabaya Jayaratne

Mr. A M P Amarakoon

Mr. A D K M Weerakkody

Mrs. D M S D Jayaratne

Resigned
(10.03.2015)

Dr. Nanda Amarasekara

Prof. Gamini Dela Bandara

Prof.(Mrs.) Ajitha Tennakoon

Prof. J B Dissanayaka

Mr. Sirinimal Lakdusinghe

Mr. Prithi Perera

Mr. D B Wijekoon

Prof. Tissa Jayawardena

Dr. D B Nihalsinghe

Mr. W M A S Asela Iddawela

Prof. S T B Amunugama

Mr. D M A Dissanayaka

Mr. P Harold Peiris

- 12.05.2015 to Up to now

- 12.05.2015 to Up to now

- 12.05.2015 to Up to now

- 12.05.2015 to Up to now

- 12.05.2015 to Up to now

- 12.05.2015 to Up to now

- 12.05.2015 to Up to now

- Passed way

- Resigned

- 17.11.2015 to 08.03.2016

- 17.11.2015 to 08.03.2016

- 17.11.2015 to 08.03.2016

- 17.11.2015 to 08.03.2016

Secretary To The Council

Mr. W M Karunaratne (Ex-Officio)

Prof. Sunanda Madduma Bandara

Vice-Chancellor

05. New Entrants Internal (Local) and Student Enrolment (Total No. of Students) in Undergraduate

5.1 Local Students New Entrants to Internal Undergraduate Degree Programmes

Faculty	Programme of study	Year of Intake	Agreed Intake	Actual No. Registered
Faculty of Science	Biological Science	2014/15	170	121
	Physical Science		300	165
	Management & Information Technology		50	46
	Environmental Conservation Management		50	29
	Software Engineering		50	39
Faculty of Commerce & Management Studies	Commerce		200	196
	Management		350	343
Faculty of Medicine	Medicine		160	168
	Speech & Hearing Science		50	43
Faculty of Social Sciences	Peace & Conflict Resolution		35	33
Faculty of Humanities & Social Sciences	Translation Studies		25	24
	Film & Television Studies		50	48
	Art		1200	1268
Faculty of Science	Biological Science	2013/14	165	168
	Physical Science		245	261
	Management & Information Technology		50	48
	Environmental Conservation Management		50	49
	Software Engineering		50	48
Faculty of Commerce & Management Studies	Commerce		165	195
	Management		350	358
Faculty of Medicine	Medicine		160	172
	Speech & Hearing Science		50	69
Faculty of Social Sciences	Peace & Conflict Resolution		35	34
Faculty of Humanities	Humanities		-	09
	Translations (new)		25	24
Faculty of Humanities & Social Sciences	Art		1100	1189
Faculty of Science	Biological Science	2012/13	165	165
	Physical Science		245	245
	Management & Information Technology		50	50
	Environmental Conservation Management		50	50
	Software Engineering		-	50
Faculty of Commerce & Management Studies	Commerce		165	200
	Management		350	346
Faculty of Medicine	Medicine		160	160
	Speech & Hearing Science		50	50
Faculty of Social Sciences	Peace & Conflict Resolution		35	35
Faculty of Humanities	Humanities		-	09
Faculty of Humanities & Social Sciences	Art		750	1100

5.2 Local Students Enrolment(*Total No. of Students*) in Internal Undergraduate Degree Programmes

Faculty	Programme of study	Medium	Year of study					UGC Intake			No. of Graduates	
			1Year	2 Year	3 Year	4 Year	5 Year	Male	Female	Total	Gen.	Special
Faculty of Science	Biological Science	S/ E	168	152	133	43	-	135	361	496	294	107
	Physical Science	S/ E	261	205	157	46	-	363	306	669		
	Management & Information Technology	E	48	40	43	09	-	79	105	184		
	Environmental Conservation Management	E	49	47	66	22	-	25	115	140		
	Software Engineering	E	48	-	-	-	-	36	12	48		
Faculty of Commerce & Management Studies	Commerce	E	195	193	187	146	-	286	435	721	170	
	Management	E	358	340	360	313	-	538	833	1371	346	
Faculty of Medicine	Medicine	E	172	167	195	171	171	324	552	876	184	
	Speech & Hearing Science	E	69	55	76	47	-	45	202	247	38	
Faculty of Social Sciences	Social Sciences	S/ E	-	676	863	519	-	268	1790	2058	103	536
	Peace & Conflict Resolution	S/ E	34	31	36	-	-	27	74	101		
Faculty of Humanities	Humanities	S/E	09	445	493	133	-	257	823	1080	193	149
	Translation	S/T/E	24	-	-	-	-	08	25	33		
Faculty of Humanities & Social Sciences	Art	S	1189	-	-	-	-	201	988	1189	-	-
Grand Total			2624	2357	2609	1449	171	2592	6621	9213	2120	

06. New Entrants Internal (Foreign) and Student Enrolment (Total No. of Students) in Undergraduate.

6.1 Foreign Students (students selected under foreign category) New Entrants to Undergraduate Degree Programmes

Faculty	Programme ofstudy	Year of Intake	Country	No. of Students registered
Faculty of Medicine	Medicine	2014/15	Bhutan Sri Lanka Australia	06 01 01
	Speech & Hearing Science		Maldives	01
Faculty of Medicine	Medicine	2013/14	Bhutan	09
Faculty of Humanities	Humanities		Korean	03
			Indonesia	01
			Japan	01
			Cambodia	05
			Bangladesh	02
			China	01
			Vietnam	03
			Myanmar	12
			India	01
Faculty of Science	Environmental Conservation Management	2012/13	Kenya	01
	Software Engineering		Pakistan	01
Faculty of Medicine	Medicine		India	01
			SL/USA	01
			Iran	01
			Bhutan	05
			Turkmen	01
Faculty of Humanities	Humanities		Cambodia	05
			Bangladesh	03
			USA	01
			Chinese	01
			Vietnam	02
			Korean	01
Total				71

6.2 Foreign Students (students selected under foreign category) Enrolment(*Total No. of Students*) in Undergraduate Degree Programmes

Faculty	Programme of study	Year of Study					Country
		1 Year	2 Year	3 Year	4 Year	5 Year	
Faculty of Science	Environmental Conservation Management	01	-	-	-	-	Kenya
	Software Engineering	01	-	-	-	-	Pakistan
Faculty of Medicine	Medicine	09	05	12	09	14	Bhutan
		-	01	-	01	-	India
		-	01	-	-	-	SL/USA
		-	01	-	-	-	Iran
		-	-	-	01	-	Canada/ SL
		-	-	-	01	-	Saudi Arabia
		-	-	-	01	01	Sri Lanka
Faculty of Humanities	Humanities	-	01	02	-	-	Vietnam
		-	05	05	-	-	Cambodia
		-	02	03	-	-	Bangladesh
		-	01	01	-	-	China
		-	12	-	-	-	Myanmar
		-	01	-	-	-	India
		-	01	01	-	-	Korean
		-	01	-	-	-	Indonesia
		-	-	01	-	-	USA
		-	-	01	-	-	Turkmen
Total		97					-

07. New Entrants External Degree Programmes (Undergraduates)

7.1 New Entrants in External Undergraduate Degree Fee Levying Programmes

Programme of study	Year of Study	New Entrants		
		Male	Female	Total
Bachelor of Arts (General) Degree	2012/2013	3951	20484	24435
Bachelor of Business Management (General) Degree	2012/2013	988	2295	3283
Bachelor of Commerce (Special) Degree	2012/2013	32	47	79
Bachelor of Science (Occupational therapy)	2015/2017	17	04	21
Bachelor of Science (Physiotherapy)	2015/2017	12	08	20
Grand Total		27838		

08. New Entrants and Student Enrolment (*Total No. of Students*) in Postgraduate Degree Programmes.

8.1 Local Students New Entrants and Enrolment (*Total No. of Students*) in Postgraduate Degree Programmes

Name of the Faculty	Programme of Study	Full Time/ Part Time	New Entrants			Student Enrolment(Total no. of registered students)		
			Male	Female	Total	Male	Female	Total
Faculty of Graduate Studies								
	POSTGRADUATE DIPLOMA							
	PGD in Marketing	Full time	04	16	20	04	16	20
	Masters Degree							
	MA in Buddhist Studies	Full time	32	08	40	71	13	84
	MA in Sinhala	Full time	21	49	70	53	106	159
	MA in Linguistics	Full time	45	116	161	73	209	182
	MA in Christian Studies	Full time	19	16	35	31	29	60
	MA in Drama & Theatre	Full time	-	-	-	20	39	59
	MA in Dance	Full time	18	29	47	31	51	82
	MA in Music	Full time	09	08	17	15	19	34
	MA in Sociology	Full time	110	208	318	110	208	318
	MA in Archeology	Full time	09	11	20	09	11	20
	MA in Economics	Full time	115	170	285	115	170	285
	MA in Geography	Full time	09	23	32	09	23	32
	MA in History	Full time	07	21	28	07	21	28
	MA in Mass Communication	Full time	30	60	90	30	60	90
	MA in Philosophy	Full time	05	07	12	05	07	12
	MA in Political Science	Full time	30	28	58	30	28	58
	MA in Library Information Science	Full time	01	06	07	01	06	07
	MSSc in Sociology	Full time	05	09	14	06	14	20
	MSSc in Archeology	Full time	03	09	12	03	10	13
	MSSc in Economics	Full time	01	05	06	01	08	09
	MSSc in Geography	Full time	01	04	05	05	15	20
	MSSc in History	Full time	01	14	15	04	20	24
	MSSc in Mass Communication	Full time	06	29	35	11	51	62
	MSSc in Philosophy	Full time	01	02	03	02	04	06
	MSSc in Political Science	Full time	02	01	03	03	05	08
	MSSc in Library Information Science	Full time	05	09	14	11	19	30

Name of the Faculty	Programme of Study	Full Time/ Part Time	New Entrants			Student Enrolment(Total no. of registered students)		
			Male	Female	Total	Male	Female	Total
	Master of Commerce	Full time	06	12	18	30	32	62
	Master of Business Administration	Full time	56	77	133	110	102	212
	Master of Human Resource Management	Full time	37	12	49	50	59	109
	Master of Business Studies	Full time	21	24	45	42	33	75
	MSc Applied Microbiology	Full time	-	-	-	-	23	23
	MSc in Food and Nutrition	Full time	-	-	-	15	10	25
	MPhil							
	MPhil in Botany	Full time	01	01	02	01	02	03
	MPhil in Chemistry	Full time	02	02	04	03	05	08
	MPhil in Computer Science	Full time	00	01	01	01	00	01
	MPhil in Zoology	Full time	01	00	01	01	00	01
	MPhil in Industrial Management	Full time	00	00	00	04	01	05
	MPhil in Information Technology	Full time	00	00	00	01	00	01
	MPhil in Statistics	Full time	00	00	00	01	02	03
	MPhil in Geography	Full time	00	00	00	03	01	04
	MPhil in Political Science	Full time	00	01	01	00	01	01
	MPhil in Economics	Full time	00	01	01	01	01	02
	MPhil in Philosophy	Full time	00	00	00	01	01	02
	MPhil in Mass Communication	Full time	02	01	03	04	03	07
	MPhil in Sociology	Full time	02	01	03	09	01	10
	MPhil in History	Full time	02	00	02	03	02	05
	MPhil in Archeology	Full time	01	02	03	05	02	07
	MPhil in Sinhala	Full time	00	01	01	01	01	02
	MPhil in Linguistics	Full time	03	08	11	02	00	02
	MPhil in Hindi	Full time	00	01	01	00	01	01
	MPhil in Buddhist Philosophy	Full time	01	00	01	01	00	01
	MPhil in Virology	Full time	00	00	00	00	01	01
	MPhil in Clinical Pharmacy	Full time	00	01	01	00	01	01
	MPhil in Cognitive Behavioral Therapy	Full time	00	00	00	00	01	01
	MPhil in Radiation Dosimeter	Full time	00	00	00	00	01	01
	MPhil in Medicine	Full time	00	00	00	01	00	01
	MPhil in Medical Information	Full time	00	00	00	01	00	01
	MPhil in Medical Entomology	Full time	00	00	00	01	00	01
	Doctoral Grade							
	PhD in Zoology	Full time	00	00	00	04	00	04
	PhD in Microbiology	Full time	00	01	01	02	02	04
	PhD in Chemistry	Full time	00	02	02	00	02	02
	PhD in Environment Conservation Management	Full time	00	00	00	01	00	01
	PhD in Environment Management	Full time	00	01	01	00	01	01
	PhD in Information Technology	Full time	01	00	01	01	00	01

Name of the Faculty	Programme of Study	Full Time/ Part Time	New Entrants			Student Enrolment(Total no. of registered students)		
			Male	Female	Total	Male	Female	Total
	PhD in Computer Science	Full time	01	00	01	01	00	01
	PhD in Molecular Biology and Plant Bio Technology	Full time	00	01	01	00	01	01
	PhD in Economics	Full time	01	00	01	02	00	02
	PhD in Sociology	Full time	01	02	03	01	02	03
	PhD in Philosophy	Full time	00	00	00	01	00	01
	PhD in Mass Communication	Full time	01	01	02	01	01	02
	PhD in Geography	Full time	00	00	00	00	01	01
	PhD in History	Full time	00	01	01	00	01	01
	PhD in Archeology	Full time	00	00	00	01	00	01
	PhD in Sanskrit	Full time	00	01	01	00	00	01
	PhD in Sinhala	Full time	00	02	02	01	04	05
	PhD in Linguistics	Full time	00	02	02	06	14	20
	PhD in Buddhist Philosophy	Full time	00	00	00	05	00	05
	PhD in Buddhist Sanskrit	Full time	00	00	00	00	01	01
	PhD in Modern Language	Full time	00	00	00	01	01	02
	PhD in Drama & Theater	Full time	00	01	01	00	01	01
	PhD in Buddhist Studies	Full time	00	00	00	01	00	01
	PhD in Management	Full time	04	00	04	00	00	04
	PhD in Strategic Management	Full time	00	00	00	01	00	01
	PhD in Business Management	Full time	00	00	00	01	04	05
	PhD in Entrepreneurship	Full time	00	00	00	02	00	02
	PhD in Total Quality Management	Full time	00	00	00	01	00	01
	PhD in Organizational Behavior Management	Full time	00	00	00	01	00	01
	PhD in Medical Entomology	Full time	00	00	00	01	00	01
	PhD in Physiology	Full time	00	00	00	01	00	01
	PhD in Molecular Biology	Full time	00	00	00	01	00	01
	PhD in Medicine	Full time	00	00	00	01	00	01
	Total	-			1652			2452
Grand Total					4104			

8.2 Foreign Students New Entrants and Enrolment (*Total No. of Students*) in Postgraduate Degree Programmes

Name of the Faculty	Programme of Study	Full Time/ Part Time	Nationality	New Entrants			Student Enrolment(total no. of registered students)		
				Male	Female	Total	Male	Female	Total
Faculty of Graduate Studies									
	Master Degree								
	Master in Business Administration	Full time	Palestine & South African	00	01	01	03	01	04
	Master in Human Resource Management	Full time	Filipino	00	01	01	02	01	03
	Master in Buddhist Studies	Full Time	Nepalese	00	00	00	02	02	04
	Master in Sinhala	Full Time	Japanese	00	00	00	00	01	01
	Master in Linguistics	Full Time	Vietnamese & Myanmar	00	00	00	02	00	02
	Master in Sociology	Full Time	Chinese & Bangladesh	00	00	00	03	00	03
	MPhil								
	MPhil in Pali	Full Time	Indian	00	00	00	01	00	01
	Doctoral Grade								
	PhD in Management	Full Time	Cameroon	00	00	00	01	00	01
	PhD in Geography	Full Time	Nigerian	00	00	00	01	00	01
	PhD in Image Art	Full Time	Japanese	00	00	00	00	01	01
	PhD in Linguistics	Full Time	Chinese	00	00	00	00	01	01
	Total					02			22
	Grand Total			24					

9. Examination Data

9.1 Undergraduate Output – Internal

Faculty	Programme of Study	No. Sat for the Final Exam		Total No. Graduated							
				First Class		Second Class (Upper & Lower)		Pass		Total	
		Male	Female	Male	Female	Male	Female	Male	Female	Male	Female
Social Sciences	BA(Special)	-	-	21	60	67	366	09	13	97	439
	BA(General)	-	-	-	02	08	51	19	23	27	76
Humanities	BA(Special)	-	-	10	22	27	80	09	01	46	103
	BA(General)	-	-	01	15	12	93	38	34	45	148
Science	Special	26	81	12	29	23	40	-	03	26	81
	General	188	122	-	06	52	67	129	40	168	126
Commerce & Management Studies	Commerce	-	-	-	06	23	62	57	22	80	90
	Management	-	-	04	22	53	142	91	34	148	198
Medicine	Medicine	-	-	01	04	32	59	55	33	88	96
	Speech & Hearing Science	-	-	-	-	-	11	07	07	07	18
	Audiology	-	-	-	01	02	08	01	01	03	10
Total		2120									

9.2 Undergraduate Output – External

Programme of study	General/ Special	No. Graduated				Total
		Male		Female		
		General	Special	General	Special	
Bachelor of Arts (General) Degree	General	688	-	5115	-	5803
Bachelor of Business Management (General) Degree	General	36	-	109	-	145
Bachelor of Commerce (Special) Degree	Special	-	13	-	23	36
Grand Total		5984				

9.3 Postgraduate Output

Faculty	Name of the Programme of study	No. Graduated		
		Male	Female	Total
Faculty of Social Sciences	Master of Arts (MA)	523	904	1427
	MSSc (One Year)	09	25	34
	Master of Philosophy (Mphil)	07	04	11
	Doctor of Philosophy (PhD)	06	01	07
Faculty of Science	MSc	32	22	54
	Master of Philosophy (Mphil)	01	06	07
	Doctor of Philosophy (PhD)	02	02	04
Faculty of Medicine	Master of Philosophy (Mphil)	01	02	03
	Doctor of Philosophy (PhD)	-	01	01
Faculty of Humanities	Master of Arts (MA)	106	154	260
Faculty of Commerce & Management Studies	Master of Commerce (M.com)	07	05	12
	Master of Business Administration	21	11	32
	Master of Human Resource Management	01	08	09
	Master of Business in Accounting/ Finance	-	01	01
	Mphil/PhD	11	04	15
Total		727	1150	1877

9.4 Output of Other Courses

Faculty	Diploma (Postgraduate)	Male	Female	Total
Faculty of Social Sciences	Library Science	02	02	04
	Economics	08	02	10
	Geography	02	01	03
	Political	03	-	03
	Sociology	-	01	01
	Philosophy	01	-	01
Faculty of Science	Industrial & Environmental Chemistry	01	02	03
	Food & Nutrition	02	-	02
	Industrial & Business Mgt.	02	-	02
	Information Technology	07	04	11
Faculty of Commerce & Management Studies	Diploma in Marketing	59	07	66
Total		87	19	106

10. Human Resource Data

10.1 Approved Cadre and Present Staff

Staff category	Salary Scale	Approved Cadre	Number Present - Permanent Staff			Number of Temporary Staff			No. of Vacancies
			Male	Female	Total	Male	Female	Total	
		(1)			(2)			(3)	(1)-(2)
Academic Staff	U-AC 3 to U-AC 5	629	282	263	545	-	-	-	83
	U-AC 1 to U-AC 2	113	-	-	-	73	195	268	-
Library (professional staff)	U-AC 3 to U-AC5	13	03	07	10	-	-	-	03
Academic Support Staff	U-AS I to U-AS 2	36	17	10	27	-	-	-	09
Administrative Staff	U-EX 1 to U-EX 3	30	10	17	27	-	-	-	03
Other Executive Staff	U-EX 1 to U-EX 3, *1 U-MO 1 to U-MO 2	11	02	01	03	-	-	-	08
Technical Staff	U-MT 1, U-MN 1 to *1 U-MN 4, U-EX 1 to U-EX 2	129	66	50	116	-	-	-	13
Clerical & Allied	U-MN 1 to U-MN 4	308	95	179	274	-	-	-	34
Junior Staff	U-PL 1 to U-PL 3	410	304	38	342	-	-	-	68
Total		1679	779	565	1344	73	195	268	221

Note: *1 The following designations in U-Ex salary scales of Other Executive Staff should categorize under Technical Staff.
Audio Visual Technical Officer (Higher Grade), Chief Technical Officer, Senior Staff Matron, Senior Staff Matron (Dental School/Dental Faculty) Audio Visual Technical Officer Grade I, Senior Staff Technical Officer, Staff Matron, Staff Matron (Dental School/Dental/Faculty)

10.2 Approved Cadre and Present Staff - Academic Staff

Academic Staff	Salary Scale	Approved Cadre	Number Present - Permanent Staff			Number of Temporary Staff			No. of Vacancies
			Male	Female	Total	Male	Female	Total	
			(1)	(2)	(3)	(4)	(5)	(6)	
Senior Professor	U-AC 5 (I)	02	25	06	31	-	-	-	-
Professor	U-AC 5 (II)	118	52	22	74	-	-	-	13
Associate Professor	U-AC 4	15	09	05	14	-	-	-	02
Senior Lecturer	U-AC 3(I) - (II)	245	143	139	282	-	-	-	22
Lecturer	U-AC 3(III)	249	22	22	44	-	-	-	-
Prob. Lecturer	U-AC 3(IV)	-	38	62	100	-	-	-	46
Temporary Lecturer/ Asst. Lecturer	U-AC 2	08	-	-	-	09	09	18	-
Temporary Research Assistant	U-AC 2	02	-	-	-	-	03	03	-
Temporary Demonstrator	U-AC 1	62	-	-	-	35	92	127	-
Temporary Instructor	U-AC 1	-	-	-	-	-	-	-	-
Temporary Tutor	U-AC 1	03	-	-	-	02	11	13	-
Total		704	289	256	545	46	115	161	83

10.3 Highest Qualifications of Academic Staff - 2015

Qualifications	Faculties						
	Commerce & Mgt	Humanities	Medicine	Science	Social Sciences	Library	Total
Ph.D	28	52	19	74	36	-	209
M.Phil	03	22	04	06	18	-	53
M.Sc	19	02	01	14	10	-	46
M.S.Sc	-	-	-	-	16	07	23
M.A	04	14	-	-	12	02	32
M.Com	04	-	-	-	-	-	04
M.B.A	34	-	-	01	-	-	35
M.D.	-	-	64	-	-	-	64
M.S.	-	-	05	-	-	-	05
B.A.	-	04	01	-	03	01	09
B.Sc	-	-	11	11	-	-	22
B.Com	04	-	-	-	-	-	04
B.B. Mgt.	07	-	-	-	-	-	07
M.B.B.S.	-	-	17	-	-	-	17
D.Phil	-	-	-	-	-	-	-
Post. Gr. Dip	-	-	-	-	-	-	-
B.Th	-	-	-	-	-	-	-
D.M.	-	-	02	-	-	-	02
Total	103	94	124	106	95	10	532

10.4 Details of Executive Officers

Administrative Officers	2014		
	Approved	Filled	Vacancies
Administrative Staff	30	28	02
Other Staff	11	05	06
Total	41	33	08

10.5 Highest Qualifications of Administrative Staff

Designation	2015					
	No. of Officers	Qualifications				
		Postgraduate Degree	Postgraduate Diploma	Degree	Professional Qualification	Diploma
Registrar	01	01	02	01	02	-
Bursar	01	-	-	01	01	-
Deputy Registrar	02	02	02	02	-	02
Deputy Bursar	03	-	01	03	03	-
Senior Assistant Registrar	07	02	02	07	01	-
Senior Assistant Bursar	01	01	-	01	-	-
Senior Assistant Internal Auditor	02	-	01	02	05	-
Assistant Registrar	06	04	-	06	02	01
Assistant Bursar	03	01	-	03	02	-
Works Engineer	01	-	-	01	01	-
Curator	01	-	-	-	-	01
Chief Medical Officer	01	-	-	01	01	-
Medical Officer	01	-	-	01	01	-
Dental Surgeon	01	-	-	01	01	-
Total	31	11	08	30	20	04

10.6 Details of Non-Academic Staff

Faculty/Branch	2015			
	Most Senior Staff	Senior Staff	Junior Staff	Minor Employees
Faculty of Commerce & Management Studies	-	04	15	07
Faculty of Graduate Studies	01	01	05	02
Faculty of Humanities	05	05	14	16
Faculty of Medicine	09	28	46	81
Faculty of Science	05	13	32	54
Faculty of Social Sciences	04	05	15	12
Academic Branch	02	-	06	04
Academic Establishments	01	-	08	03
Accounts Branch	02	-	07	01
Bursar's Office	01	-	-	01
Career Guidance Unit	-	-	01	01
Examination Branch	02	-	07	03
External Examination Branch	01	02	11	03
General Administration Division	01	-	09	01
Government Audit Branch	-	-	-	01
Internal Audit Branch	-	-	04	01
Landscape Division	01	-	01	10
Legal Office	-	-	01	-
Main Library	10	04	15	21
Medical Centre	03	01	03	10
Media Unit	-	-	02	-
Non Academic Establishment.	03	01	06	02
Payment Branch	03	01	03	03
Physical Education	-	-	01	07
Project Manager Office	01	-	-	-
Registrar's Office	-	01	01	02
Research & Publication Division	02	-	02	01
Salaries & Loans Division	02	02	05	01
Security Services	01	-	04	20
Student Welfare	01	02	12	05
Supplies Division	-	02	08	03
Transport Services	-	-	01	26
VC's Office	-	-	01	03
Works Department	02	01	07	38
Total	63	73	253	343
Grand Total	732			

10.7 Highest Qualifications of Non-Academic Staff

Designation	No. of Non - Academic Staff	Post Graduate Degree	Degree	Diploma
Most Senior Staff	63	02	06	-
Senior Staff	73	01	05	02
Junior Staff	253	02	45	20
Minor Employees	343	-	-	-
Total	732	05	56	22

10.8 Information of International Staff visited for Undergraduate Teaching/Postgraduate/ Teaching/ Symposium Workshop in the year 2015

Faculty	Department	Name of the Programme	Country	No. of Staff
Science	Zoology & Environmental Mgt.	10 th ANeT International Conference	Japan ,Thailand ,Iran, German, Malaysia, Russia, India, Australia ,Belgium	27
	Physics	Work Shop 'Networking & Internet of Things' Work Shop curriculum development joint Research	Portugal New-Zealand	02 01
	Industrial Management	BSc in MIT (General & Special)	German	01
Humanities	English Language Teaching Unit	14 th TESOL Asia/ Asian EFL Journal International	Philippines	01
		13 th International Conference of Asian Association of Teachers of English as a Foreign Language	China	01
	Western Classical Culture and Christian Culture	International Conference of Christian Studies	Germany, Japan, Ireland, Kenya	05
Faculty of Social Sciences	Dept. of Library Science	B.A	India	04
		M.A	India	02
		M. SSc/ PhD	India	02
Medicine	-	B.Sc (Occupational Therapy)	UK	01
		B Sc (Speech & Hearing Science)	US	02

10.9 Foreign Scholarships, Fellowships & Training Programmes received by the University Staff– 2015

Faculty/Department	Designation	Type of Programme (PhD/MPhil/Master/PGD/Dip/Short-Term Training)	No. of Staff received
Faculty of Science			
(Department of Zoology and Environmental Management)	Senior Professor	Work shop in Kyrgyz Republic	01
	Senior Lecturer I	Short Term Training on Sustainable Water Management (Italy)	01
	Senior Lecturer I	PhD. Placement in Australia	01
Department of Physics	Senior Lecturer I	Nanofabrication Technologies	01
Department of Industrial Management	Lecturer	PhD	01
Faculty of Humanities			
Visual Arts & Design & Performing Arts Unit	Senior lecturer I	Short term training	01
English Language Teaching Unit	Probationary Lecturer	Commonwealth Masters Scholarship to Read for a Master of Education Degree in TESOL at the University of Exeter, UK	01
Faculty of Social Sciences			
Department of Economics	Senior lecturer II	PhD	01
	Senior lecturer II	PhD	01
	Senior lecturer I	Short Term Training	02
Department of Sports and Physical Science	Probationary Lecturer	Masters	01
Faculty of Medicine			
Department of Surgery	Probationary	Post. MD	01
Department of Public Health	Probationary	Post. MD	01
Department of Physiology	Probationary	Post. MD	01
Department of Disability Studies	Probationary	PhD	01
Computer Center	Probationary	Short term Training	01
Department of Disability Studies	Probationary	Short term training	01
Faculty of Commerce & Management Studies			
Department of Finance	Probationary	Study Programme	01
Department of Human Resource Management	Senior Lecturer	Training Programme	02
Department of Marketing Management	Lecturer	Training Programme	02
	Senior Lecturer	PhD	01
Department of Accountancy	Senior Lecturer	Training Programme	02
Faculty Office	Assistant Registrar	Training Programme	01

11. Research Output Data

11.1 Number of Publications done by the Academic Staff in 2015

		Published - Local-	Published -Foreign-
Faculty of Science	No. of Full Papers published in indexed Journals*	10	40
	No. of Full Papers published in non-indexed refereed Journals	06	11
	No. of Full Papers published in non- refereed Journals	03	None
	No. of conference papers published as full papers in Conference Proceedings	12	19
	No. of Abstract Publications	92	13
	No. of Book Chapters published	0	01
	No. of Books Published	By a publisher	0
		By the Author	1
Faculty of Commerce & Management	No. of Full Papers published in indexed Journals*	03	11
	No. of Full Papers published in non-indexed refereed Journals	18	18
	No. of Full Papers published in non- refereed Journals	03	-
	No. of conference Papers published as full papers in Conference Proceedings	35	04
	No. of Abstract Publications	22	-
	No. of Books Published	By a publisher	03
		By the Author	05
Faculty of Humanities	No. of Full Papers published in indexed Journals*	07	08
	No. of Full Papers published in non-indexed refereed Journals	40	03
	No. of Full Papers published in non- refereed Journals	49	02
	No. of conference papers published as full papers in Conference Proceedings	07	04
	No. of Abstract Publications	38	08
	No. of Book Chapters published	13	-
	No. of Books Published	By a publisher	19
		By the Author	04
Faculty of Social Sciences	No. of Full Papers published in indexed Journals*	-	32
	No. of Full Papers published in non-indexed refereed Journals	17	01
	No. of Full Papers published in non- refereed Journals	24	01
	No. of conference Papers published as full papers in Conference Proceedings	08	07
	No. of Abstract Publications	59	52
	No. of Book Chapters published	04	01
	No. of Books Published	By a publisher	09
		By the Author	04
Medicine	No of full papers published in indexed Journals*	12	67
	No of full papers published in non- indexed refereed Journals	19	07
	No of full papers published in indexed Journals*	12	67
	No of full papers published in non- indexed refereed Journals	19	07
	No of Abstract Publications	52	15

11.2 Details of the Science and Technology Development output in 2015

Category	Number Developed	Number transferred/commercialized /publicized
Development of new product/processes	08	2015
Improvement of the quality of existing products /processes	01	-

11.3 Details of Patents in 2015

Faculty	Category	Number		Remarks
		National	International	
Faculty of Science	No. of Patents filed	01	-	Local Patent filed for a new product development by third year students

11.4 Details of Knowledge Dissemination to the General Public during the year 2015

Faculty	Department	Category	Title of the Programme	Number Participated	Target group
Faculty of Science					
	Department of Chemistry	Conducting Workshops	Beneficial effects of tea	100	Tea traders
			Workshop for Advanced Level Chemistry Practical Workshop for Teachers, College of Chemical Sciences, Institute of Chemistry, Ceylon	70	School teachers
			GLP workshop , freeware workshop	80, 40	Lab technicians , special degree students
			Undergraduate Research Symposium	100	Undergraduate
			International Postgraduate Research Conference	400	Postgraduate
			Undergraduate Research Symposium	30	Undergraduate
			Higher Education Opportunities	120	A/L School Children
			Workshop for A/L technology stream teachers	300	A/L Teachers
			Teachers Training Programme	500	A/L Teachers
			Workshop on "Mobile Networking International & Things"	41	ICT Professional Universal Industrial
			Undergraduate Research Symposium	30	Undergraduate
			Higher Education Opportunities	120	A/L School Children
	Department of Physics	Conducting training programmes/ field demonstrations	Workshop on "Mobile Networking and Internet of Things"	41	ICT Professional Universal Industrial
	Department of Botany		Awareness programme in floriculture	200	Plant growers
			Awareness programme in floriculture	200	Plant growers
	Department of Chemistry		-	03	-
	Department of Physics		Teachers Training Programme	300	A/L Teachers
			Practical workshop for A/L Bio-system Technology teachers	345	A/L Bio-system Technology
			Training programme for workshop province GCE(A/L) Biology Technology	150	A/L Bio-system Technology
"Identifying the resources in respective rival areas" . Confidence building course for civil affairs officers - Sri Lanka Army			-	Sri Lanka Army	
Western Province A/L Teachers training Programme			250	A/L Teachers	

Faculty	Department	Category	Title of the Programme	Number Participated	Target group
	Department of Physics		Training Programme on "Plant propagation and nursery management"	23	Plant growers
	Department of Zoology and Environmental Management	Participating Radio /TV/ other media programmes	“Man Asai Mata kiyanna” TV Programme	Nationwide	For school children
			Undergraduate Research Symposium	100	Undergraduate
			International Post graduate Research Conference	400	Postgraduate
			Key note speaker INTSYM 2015	60	Scientists
			Organizing the workshop on "Monitoring water quality for safe drinking water"	25	Representatives of public and private institutes in the field related to water quality
	Department of Physics	Other (Specify)	Resource person- Practical Training Programme for GCE A/L Bio stream Technology Teachers	350	Teachers
			Lecture and GCE(A/L) Electronic for teachers and students	30	A/L Students & Teachers
	Department of Botany		Talk - Shifting the paradigm from drug therapy to RNA therapy	100	Doctors, Academics, Researchers, Undergraduate & postgraduate students
	Faculty of Commerce & Management Studies				
	Department of Commerce and Management	Conducting Workshops	A/L Seminar for Com. Student	250	School children
	Department of Human Resource	Conducting Workshops	HR Impression	200	School children
		Participating Radio /TV/ other media programmes	HR 3 D’s	03	Society

Faculty	Department	Category	Title of the Programme	Number Participated	Target group
Faculty of Humanities					
	Visual Arts and design and Performing Arts Unit Department of Fine Arts	Conducting Workshops	LMS for academic staff	85	Academic staff of FOH
		Public Information	Literary Festival	400	School Children
		Conducting training programmes/ field demonstrations	Abstract writing	25	Junior staff members
		Organizing exhibitions /Public performances	Word Art day - 2015 April	75	University students and the Public
			Dance performance – 2015 May	05	
			Music comporment public Performance – 2015 May	15	
			Shades of Colors – Exhibition of Painting -2015 September	08	Foreign delegates, University students and the general public
			Sitra 2016 - Exhibition of Painting 2015 November	28	University students and school Children
			Sadisha – Cultural programm – 2015 November	150	University students and the general public
			Celebration of unit with color in collaboration with ICCT, col.2015 November		Foreign delegates, University students and the general public
Faculty of Social Sciences					
	Dept of Geography	Conducting Workshops	Human and physical Geography	100	A/L Students
		Conducting Training Programmes/field demonstrations	Soil in Sri Lanka	06	Farmers Undergraduate
		Organizing exhibitions /Public performances	Geography & DVST Exhibitions (Sanjanani)	-	All
		Participating Radio/TV/other media programmes	Thaksalawa	04	A/L Students

Faculty	Department	Category	Title of the Programme	Number Participated	Target group
	Dept. of Library and Information Science	Conducting Workshops	workshop on training public Staff	60	-
		Conducting Training Programmes/field demonstrations	workshop on training public Librarians	75	
		Organizing exhibitions/Public performances	workshop on online learning programme	30	-
		Participating Radio/TV/other media programmes	workshop on line learning programme	25	-
		Other (Specify)	International workshop on Bibliography	-	-
	Dept. of Mass Communication	Organizing exhibitions/ Public performances	Sanjanani (School Programme)	700	-
	Dept .of History	Participating Radio/TV/other	Giraya	01	General Public
		Media programmes			
	Dept .of Economics	Conducting Workshops	1 st National Conference on Applied Social Statistics Research/national Symposium of Social Sciences/Youth Conference on International Relations	400	Undergraduates (Dept .of Economics)
		Conducting Training Programmes/field demonstrations	Learning Management System	375	Special first year, Second year, Third Year Students
		Other (Specify)	Journal launching programmes (Journals of Economics, Social Statistics, Political Sciences, International Studies)	600	Undergraduates

Faculty	Department	Category	Title of the Programme	Number Participated	Target group
	Dept. of Archaeology	Organizing exhibitions/Public Performances	Tourism Day Exhibition	Tourism Special Student (190)	All Under Graduates
	Dept. of Philosophy	Conducting Workshops	World Environment Day	150	Undergraduate
		Conducting Training Programmes/Field demonstrations	World Mental Heath Day	50	Undergraduate
	Dept. of Sociology	Conducting Workshops	Ethics Training Programme (02)	200	B.A. Undergraduate
		Conducting Training Programmes/field demonstrations	1. Ethical problem in Sri Lanka Police Academy (Katana and Kaluthara)	75	Police Chief Inspectors
			2. Leadership Training Programme (02)	200	-
		Other (Specify)	1. Seminar	1000	Undergraduate (External)
			2. Symposium	200	Undergraduate (External)
			3. Cultural Event	200	Undergraduate (Arts)
	Faculty of Medicine				
	Obstetrics & Gynecology	Conducting Workshops	1. CPR Training programme	50	Junior doctors
			2. SHO Training programme	100	Junior doctors
	Psychiatry		3. Elderly Medicine	80	Public
			4. Sri Lanka Army officers training programm	30	Officers of SLA
	Anatomy		5. Dengue awareness programme (March 2015)	50	Villages

Faculty	Department	Category	Title of the Programme	Number Participated	Target group
	Psychiatry	Conducting workshop	6. CBT for anxiety disorder	01	Doctors
			7. CBT for Depression	01	Doctors
			8. Sleep disorder	01	Doctors
			9. Psychological aspect of exercise	-	CCP
			10. General Psychology	-	RMO
			11. Drug and alcohol misuse	-	School Children
			12. Sport & psychology	-	Doctors(training for MD sports medicine)
			13. Effective study skills	-	School Children
	Forensic Medicine		14. National guideline for sexual abuse	200	Doctors
	Molecular Medicine Unit		15. International workshop on “Molecular Biology Techniques Related to Infectious/Genetic Diseases and Human Identification	21	Scientists from 11 countries
	Medicine		16. Thalassimia Public Education	5	School children, Nurses, Garment workers
			17. Multi- Disciplinary approach to stroke care workshop in Trincomalee 14-15 October, 2015	300	Doctors, Nurses, Other medical officers, care givers
			18. Multi- Disciplinary approach to stroke care workshop in Ragama 26 October 2015	100	Doctors, Nurses, Other medical officers, care givers
			19. Toxicology workshop for MD Students	60	MD Students

Faculty	Department	Category	Title of the Programme	Number Participated	Target group	
	Pediatrics	Conducting workshop	20. Dengue Management	-	PGIM	
	Medicine		21. Anti doping Education	500	PGIM Post graduate Trainees, School Children	
	Psychiatry	Conducting training programmes/ field demonstrations	1. ALZHEIMERS	150	Elders	
			2. CBT for Psychiatrist	05	Psychiatrist	
	Bio-Chemistry		3. Six science day programme	300	School children	
	Forensic Medicine		4. Police SOCO training(02)	50	Police officers	
			5. Police Academy(06)	50*6	Police officers	
			6. CDP for Ethics Review Committee (03)	15	ERC members	
			7. Clinical Toxicology workshop for Clinical MSc. Toxicology	10	MSc. Toxicology Students	
			8. Clinical management of tropical diseases, Berlin, Germany	15	Post Graduate Trainees	
			9. Stroke Training, 2015 at NHSL	40	Nurses	
			10. M.Sc. Toxicology	15	M.Sc. Toxicology students	
			Pediatrics	11. Advance Pediatrics Life Support (APLF)	-	-
			Medicine	12. Anti doping Education	1	Post graduate Trainees, School Children
	Psychiatry	Organizing exhibitions/ Public performances	1. Psychotherapy	6	RMOs	
	Pharmacology		2. Medical Faculty 25 th celebration	3	General public	
	Medicine		3. Anti doping Education	1	Post graduate Trainees, School Children	
	Medicine	Participating Radio/ TV/ other media programmes	1. Media seminar for the world stroke day (October 2015)	80	Media personnel	
			2. TV programme for the National stroke day (February 2015)	Unknown	TV audience	
	Psychiatry		3. Nalum Shakthi	02	Public	
			4. Jeevithayata Idak Derana TV 04 episodes	4 episodes	General Public	

Faculty	Department	Category	Title of the Programme	Number Participated	Target group	
	Psychiatry	Participating Radio/ TV/ other media programmes	5. Channel D. Swarnawahini	04	General Public	
			6. Channel D. Swarnawahini	02	General Public	
			7. Exam preparation	01	General Public	
			8. Child abuse	02	General Public	
			9. Addiction	01	General Public	
	Molecular Medicine Unit		10. TV programme- ITN news on 26 th of August, 2015 on DNA testing	-	General Public	
			11. Newspaper article in Ada, 30 th of September, 2015 on Know about DNA testing	-	General Public	
	Microbiology		12. Awareness of infection disease	-	General Public	
	Pathology		13. Blood disorders(SRI TV-Satellite interview)	01	General Public	
	Forensic Medicine		14. SLBC-child abuse	-	General Public	
			15. Coping up with A/L Studies (02)	40*2	A/L students	
	Pharmacology		16. Nugasewana	02	General Public	
	Pediatrics		17. Aruthbara Jeewithaya	03	General Public	
	Medicine		18. Several Radio/TV News papers interviews for National Stroke Day, 2015	-	Public	
	Pediatrics		19. Live programme on ITN on Intentional Injuries to children	-	General Public	
			20. Prevention of child abuse and neglect in October and November programme on Rupawahini	-	General Public	
			21. Live programme on Rupawahini on several aspects of child health to parents on 25 October 2015	-	General Public	
			Medicine		22. Anti doping Education	25
	Psychiatry	Other (Specify)		1. Math drawya Niwaranaya	03	General Public
	Anatomy			2. Workshop on the use of full text journal databases on 2015.12.21	-	-
				3. Attended an international conference on endocrinology(presented a research paper on prolactin abnormalities and male factor infertility)	-	-

Faculty	Department	Category	Title of the Programme	Number Participated	Target group
	Molecular Medicine Unit	Other (Specify)	4. School awareness programmes on dengue control in Gampaha District for 10 school.	2000 (200 per school)	School children
			5. House- hold awareness programmes on dengue control in 5 MOH areas with dengue high risk in Colombo District	1500 (400 per MOH)	Households in dengue high risk area in Colombo District
			6. House- hold awareness programmes on dengue control in 5 MOH areas with dengue high risk in Kandy District	2000 (400 per MOH)	Households in dengue high risk area in Kandy District
			7. House- hold awareness programmes on dengue control in 5 MOH areas with dengue high risk in Gampaha District	750 (150 per MOH)	Household in Gampaha District
	Pediatrics		8. Dissemination of posters on the prevention of child abuse and neglect	-	General public(poster disseminated to school, hospital and LED screen in Ragama)
			9. Clinical Scientific Seminar	-	-

11.5 National & International Awards Received in 2015

Award (Name and purpose of the award)	Name/s of recipients	Faculty
Dr. C.L. De Silva Gold Medal 2015 for outstanding research contribution in chemical Science	Prof. P. A. Paranagama	Faculty of Science
Vice-Chancellor's Awards	Prof. Asoka Pathiratne	
Vice-Chancellor's Awards	Prof. U. S. Amarasinghe	
Senate Award	Prof. U. S. Amarasinghe	
Vice-Chancellor's Award for the Most Outstanding Scientist	Prof. U. S. Amarasinghe	
NRC Merit Award	Dr. G. A. S. M. Ganesharachchi	
Senate Awards	Prof. K. P. Abeywickrema	
Dean's Award	Dr. U. Amarakoon	
Best Paper Award	Mr. D. M. R. Dissanayaka	Faculty of Commerce & Management Studies
Woman in Management	Dr. P. N. Gamage	
CIMA STAR 2014	Mr. S. S. J. Patabendige	
CIMA Sri Lanka	Mr. S. S. J. Patabendige	Faculty of Humanities
Saahitya shri International Hindi Association USA contribution to world Hindi scholarship	Prof. Upul Ranjith Hewawithanagamage	
SD Excellence Award (Being a member of the panel of Judges)	Prof. S.J. Yogarajah	
Vice-Chancellor's Award for bringing honor to the university (gold medal)	Prof. Indira Kamani Jayasekara	
Godage National Award for best collection of English poetry		
Vice Chancellor's Award for bringing honour to the university	Mr. N.C. Premawardena	Faculty of Social Sciences
Vice Chancellor's Award - Best Researcher (Social Science)	Dr. (Mrs.) A.V.K. Wasantha Subasinghe	
Senate Awards	Dr.(Mrs.) A.V.K.W. Subasinghe	
Senate Awards	Mrs. K.S. Sanjeevani	
Best Presenter International Conference on Regional Challenges to Multidisciplinary Innovation - (RCMI) October, 05.06.2015 Dubai-UAE	Mr. Dammika Bandara Herath	
Young Researcher in the Faculty - Vice Chancellor's Awards	Mr. Manoj Pushpakumara Jinadasa	
Young Researcher in the Faculty - Vice Chancellor's Awards	Mrs. Dinithi Jayasekara	
The outstanding Researcher of the faculty of Social Science	Mr. Jayantha Kalansooriya	
Senate Awards	Mr. Jayantha Kalansooriya	
Senate Awards	Dr. W.M. Semasinghe	
Senate Awards	Dr. Anulawathie Menike	
Senate Awards	Dr. Seetha Priyangani Bandara	
Senate Awards	Mrs. J.A.P. Kumari	
Senate Awards	Mr. Namal Balasooriya	
Senate Awards	Mr. B.N. Gamage	
Senate Awards	Mr. S.N. Gunasaekara	Faculty of Medicine
President's Award& Vice-Chancellor's Award	Prof. A.P.de Silva	
President's Award& Vice-Chancellor's Award	Prof. R .Premarathne	
President's Award& Vice-Chancellor's Award	Dr. U.K .Ranawaka	
President's Award& Vice-Chancellor's Award	Dr. S.F .Jayamanna	
Vice-Chancellor's Award-2015	Prof. Y.I.N.S Gunawardena	
Daphne Attygalle Price for Best paper in cancer Research-		
Senate Award – 2015	Prof. Y.I.N.S. Gunawardena	
Vice-Chancellor's Award-2015	Prof. Aresha Manamperi	
Vice-Chancellor's Award-2015	Dr. M. Hapugoda	
Senate Award – 2015	Dr. M. Hapugoda	
Research Council Award	Dr. M .Hapugoda	
Deshamanya Dr. J. B. Peiris award for the best presentation in Neurology at the 48 th annual academic session of Ceylon College of Physicians	Dr. .Chamila Mettananda	

Award (Name and purpose of the award)	Name/s of recipients	Faculty
National Stroke Association of Sri Lanka award for the best presentation on stroke at the 48 th annual academic session of Ceylon College of Physicians	Dr. Chamila Mettananda	
President's Award for Scientific Publication	Dr. C.D .Ranasinghe	Faculty of Medicine
Vice-Chancellor's Award for Research Publications	Dr. C.D. Ranasinghe	
President's Award for Scientific Publication	Prof. Asitha de Silva	
Vice-Chancellor's Award for Research Publications	Prof. Asitha de Silva	
Senate Awards	Prof. L.S.S. Salgado	
Senate Awards	Dr. R. Hasan	
Senate Awards	Dr. A. Karunanayake	
Vice-Chancellor's Award	Dr. A .Karunanayake	
Vice-Chancellor's Award	Prof. L.S.S. Salgado	
Award for Best Presentation of a case report in International Conference on GI & Born Pathology, Colombo.	Dr. B.A.G.G .Mahendra	
Presidential Research Award for Scientific Publications	Dr. P.A.D.H.N. Gunathilake	
Postgraduate Research Award of section A (Medical, Dental and Veterinary Science) Sri Lanka Association for the Advancement of Sciences (SLAAS)	Dr. P.A.D.H.N. Gunathilake	
President's Award for Scientific Publication	Prof. N.R. de Silva	
Presidential Research Award for Scientific publications 2015– Publications which have effectively appeared in international referred periodicals, figuring in the Science Citation Index in 2013.	Prof. W. Abeywickreme	
Vice-Chancellor's Award – 2015 – University of Kelaniya for the Scientific Publications	Prof. W. Abeywickreme	
NRC Merit Award for Scientific Publication 2015.	Prof. N.K. Gunawardena	
President's Award for Scientific Publication	Prof. N.P. Sunil Chandra	
President's Award for Scientific Publication	Dr. K.V.H.K.K .Perera	

12. Details of New Courses Started - 2015

Faculty	Department	Course	Medium	Certificate	Diploma	Master	M Phil
Science	Department of Botany	-	English	-	-	-	01
	ICT Centre	Graphic Designing	Sinhala	01	-	-	-
Commerce & Management Studies	Finance	Business Finance	English	-	01	-	-
	Accountancy	Higher Diploma in Accountancy	English	-	01	-	-
	Human Resource Management	Diploma	English	-	01	-	-
	Marketing	-	-	-		Master of Business Management in Marketing	-
Humanities		An intermediate course in English (connect)	English	01	-	-	-
		Diploma in English for Professional Purposes	English	-	01	-	-
Faculty of Social Science-	History	Diploma in History	Sinhala	-	-	-	-

13. Financial Data

13.1 Total Income in 2014 & 2015

(Rs.)

		Year	
		2014	2015
Government Grant			
Recurrent Grant			
	Personnel Emoluments	1,508,500,000	1,914,000,000
	Other Recurrent	306,500,000	330,000,000
	Mahapola	-	-
	Treasury	11,743,200	20,613,200
	Trust	74,909,750	131,493,500
	Bursary Grants	55,593,900	53,649,400
	Other Grants (<i>Please specify</i>)	-	-
Capital Grant			
	Rehabilitation & Improvement of Capital Assets	130,541,121	89,993,393
	Acquisition of Fixed Assets	145,219,854	139,623,841
	Construction Projects	207,487,677	264,193,658
	Knowledge Enhancement & International Development for Quality	2,458,216	3,790,491
	Development of Student Skills	763,623	-
	Strengthening Research	14,188,016	12,986,456
	WCU Grant	59,499,180	32,294,584
	Township Project	-	-
	Other (<i>Please specify</i>)	9,842,313	157,117,577
Other Grant(<i>Please specify</i>)			
	Recurrent Grant	-	-
	Capital Grant	-	-
Generated Income			
	Self-Financing Activities	149,933,388	187,800,086
	All other Internal Income	429,295,111	708,354,085
Total		3,106,475,349	4,045,910,271

13.2 Capital Expenditure in 2015

Capital Expenditure		Government Grant	Generated Income	Other Grant	Total Expenditure
Construction Projects		357,587,364	100,393,468	2,374,417	460,355,249
Acquisition of Assets		136,895,294	50,561,975	25,551,409	213,008,678
Rehabilitation & Maintenance of Capital Assets		101,977,908	8,599,162	57,214,005	167,791,075
Human Capital Development Projects	Postgraduate/Doctoral Projects	2,583,800	-	-	2,583,800
	ICT Development	12,003,848	-	-	12,003,848
	All other Projects	82,648,016	-	-	82,648,016
Strengthening Research		12,675,347	-	-	12,675,347
Other (<i>pl. specify</i>)		-	-	-	-
Total		706,371,577	159,554,605	85,139,831	951,066,013

13.3 Recurrent Expenditure in 2015

Object \ Programme	Personal Enrolments - Academic	Personal Enrolments - Non Academic	Travelling Expenses	Supplies	Maintenance Expenses	Contractual Services	Mahapola & Bursary (Treasury & Trust Fund)	Other Recurrent Expenses	Grand Total
PROGRAMME 01 - GENERAL ADMINISTRATION	4,974,252	152,496,507	565,326	17,828,950	8,513,183	64,826,976	-	5,079,534	254,284,729
PROGRAMME 02 - ACADEMIC									
Faculty of Commerce & Management Studies	183,586,148	24,291,002	443,167	4,271,483	1,628,534	8,573,877	51,468,600	10,396,495	284,659,306
Faculty of Humanities	275,739,282	32,623,764	648,655	3,574,565	1,238,326	1,430,320	43,092,300	9,819,540	368,166,756
Faculty of Medicine	283,879,869	118,149,510	1,044,884	13,674,592	3,637,781	54,145,063	17,442,200	7,258,268	499,232,167
Faculty of Science	333,071,884	72,990,301	1,156,782	14,720,516	2,477,236	1,291,406	25,293,200	12,423,500	463,424,825
Faculty of Graduate Studies	126,900	8,613,338	175	684,977	91,512	5,022,864	-	2,386,775	16,926,541
Faculty of Social Sciences	254,265,903	27,755,724	693,755	4,571,450	1,487,071	1,390,619	68,459,800	13,525,364	372,149,686
Examination	-	9,098,075	-	1,266,472	101,164	3,931,697	-	6,996,727	21,394,135
PROGRAMME 03 - TEACHING RESOURCES									
Library Services	17,253,969	38,167,593	96,831	1,347,471	402,150	1,851,652	-	169,797	59,289,463
PROGRAMME 04 - WELFARE SERVICES	2,736,201	36,660,407	90,069	2,829,280	605,639	21,004,260	-	3,562,906	67,488,760
PROGRAMME 05 - MAINTENANCE	-	41,944,496	750	9,136,519	475,900	61,642,592	-	128,891	113,329,148
PROGRAMME 07 - EXTENSION SERVICES	-	-	-	-	-	-	-	-	-
External Examinations	175,000	20,270,272	5,223	3,987,540	2,567,330	18,376,713	-	30,944,521	76,326,598
PROGRAMME 08 - ANCILLARY ACTIVITIES									
Hostels	-	5,278,760	-	933,700	1,286,709	30,836,647	-	700,160	39,035,975
EXPENDITURE FROM GENERATED INCOME	52,843,039	18,186,559	8,056,090	3,468,286	252,980	2,809,460	-	22,298,799	107,915,213
EXPENSES FROM OTHER GRANT									
GRAND TOTAL	1,408,652,447	606,526,307	12,801,706	82,295,804	24,765,515	277,134,145	205,756,100	125,691,277	2,743,623,301

14. Financial Performance Analysis

Subject	Formula	Exp. per Student
a. Recurrent Expenditure per Student (RE)	2,743,623,301/9204	298,090.32
b. Capital Expenditure per Student (CE)	951,066,013//9204	103,331.81
Total	3,694,689,314/9204	401,422.13

15. Details of Infrastructure Facilities Received in 2015

Infrastructure Details	Expenditure Rs.	Physical Progress
Five Storied Building Complex for the Faculty of Humanities	112.6	100%
Hostel Complex for 100 male and 100 female students at the Faculty of Medicine	132.44	100%
Five Storied Building Complex for the Faculty of Social Sciences (Stage I)	35.2	100%
Five Storied Building Complex for the Faculty of Social Sciences (Stage II)	21.45	100%
Five Storied Building Complex for the Faculty of Social Sciences (Stage III)	11.72	99%
Building for the Faculty of Commerce & Management Studies	24.03	100%
Six Storied Building for the Faculty of Science	115.14	45%
Multi Purpose Building for the University of Kelaniya	64.7	99%
Building Complex for the Information and Communication Technology Centre	34.98	Dose not start due to selected land problem
Building Complex (ICT) for the Department of Industrial Management	95.48	Awarded the contract
Multi Purpose Building Stage - 01 Faculty of Medicine	0.18	Procurement stage
Building for the Modern Language (2 nd stage of Building K 20) Faculty of Humanities	20.6	100%
Building for the Faculty of Humanities (3 rd Stage of Building K 20)	28.11	100%
Six Storied Building complex for the Examination Halls and Lecture Halls (stage II)	185.8	95%

16. Hostel Data - 2015

16.1 Permanent Hostels

Name	Location	Year Established	Capacity			Fee per student per year
			Male	Female	Total	
Bandaranayaka	Internal	1965	-	538	538	1,100.00
Viharamahadevi	Internal	1997	-	212	212	1,100.00
Hemachandra Rai	Internal	2000	-	200	200	600.00
EW-Adikaram	Internal	2000	-	140	140	600.00
Ediriweera Sarachchandra	Internal	1993	-	108	108	600.00
Sangamitta	Internal	1997	-	212	212	600.00
Gunapala Mallalasekara	Internal	1996	-	153	153	600.00
Sir D B Jayatilaka	Internal	2015	-	495	495	600.00
Yakkaduwe Prangnarama	Internal	2009	295	-	295	1,100.00
CWW Kannangara	Internal	2005	738	-	738	600.00
Faculty of Medicine	Internal	-	271	-	271	600.00
Faculty of Medicine	Internal	-	-	415	415	600.00

16.2 Rented Facilities

Location	Rental Cost per year	No. occupied as at 31 st December 2015			Fee per student per year
		Male	Female	Total	
Soma Guna Mahal	2,138,833.33	-	315	315	600.00
Bulugaha Junction	1,914,516.66	-	200	200	600.00
Girls - Seevali Mawatha	819,016.66	-	100	100	600.00
Mahara Junction	1,043,333.80	-	100	100	600.00
Boys - Seewali Mawatha	537,316.66	80	-	80	600.00
Ketegewatta (I, II)	960,000.00	18	54	72	600.00

17. Mahapola and Bursary Scholarship Data

17.1 No. of Students received Mahapola & Bursary in 2015

Faculty	Month	Year of Study	Mahapola	Bursary
			No. of Students Received	No. of Students Received
Humanities and Social Sciences	December	2013/2014	1702	1372
Commerce and Management Studies	December	2013/2014	824	579
Science	December	2013/2014	362	176
Medicine	December	2013/2014	398	342

18. Department of Physical Education

Sports Facilities

Indoor 03	1. Student Center Gymnasium 2. Gymnasium, Faculty of Medicine, Ragama 3. Strength Training Centre, Kelaniya
Outdoor 08	1. Main Ground, Kelaniya 2. Ground No. 2, Kelaniya 3. Outdoor Basketball Court 4. Tennis Court 5. Outdoor Volleyball Court 1 6. Outdoor Volleyball Court 2 & Netball Court 7. Outdoor Basketball Court, Faculty of Medicine 8. Outdoor Netball & Volleyball Court, Faculty of Medicine

No. of Sports - 23

1.	Badminton	(Men & Women)
2.	Baseball	(Men)
3.	Basketball	(Men & Women)
4.	Carom	(Men & Women)
5.	Chess	(Men & Women)
6.	Cricket	(Men & Women)
7.	Elle	(Men & Women)
8.	Football	(Men)
9.	Hockey	(Men & Women)
10.	Judo	(Men & Women)
11.	Karate	(Men & Women)
12.	Netball	(Women)
13.	Rugger	(Men)
14.	Scrabble	(Men & Women)
15.	Swimming	(Men & Women)
16.	Table Tennis	(Men & Women)
17.	Taekwondo	(Men & Women)
18.	Tennis	(Men & Women)
19.	Track & Field	(Men & Women)
20.	Volleyball	(Men & Women)
21.	Weightlifting	(Men)
22.	Wrestling	(Men)
23.	Yoga	(Men & Women)

Total No. of Teams (Men & Women)	-38
Total No. of Pool Members	-741
No. Students Involved in Competitive Sports	-583
Total No. of Students Involved at recreational level sports	-1750

Sports Training Programmes & Events

Sport Specific Training for 23 sports disciplines for Men & Women (38 Teams) 76 training sessions per week

Total Number of Training Sessions conducted 2280
(23rd February 2015 –06th November 2015)

Events	No. of Student Participated
Orientation Programme (Medical Students & Speech & Hearing Therapy Students)	242
Fresher's Sports Competition for Medical Students (Medical Students & Speech & Hearing Therapy Students)	242
Orientation Programme (Science, Social Sciences, Humanities and Commerce & Management Faculties' Students)	2200
Fresher's Sports Programme for all faculties	750
Orientation Programme for GWAI Students	80
Fresher's Sports Competition for GWAI Students	80
Workshop for Team Captains & Vice Captains	68
Inter Faculty Championships (for 21 sports disciplines)	1250
Coaching Camps (21)	532
Sports Education Segment I	436
Sports Education Segment II	1250
Physical Fitness Test I	709
Physical Fitness Test II	443
Friendly & Dual Matches (197)	737
Annual Road Race (Men & Women)	537

Performances at the Inter University Championships 2015

- **Champion:** Hockey (women), Volleyball(men), Badminton(women)
- **1st Runner-up:** Basketball(women), Chess(women), Taekwondo(women), Weightlifting
- **2nd Runner-up:** Karate(women), Rugger, Swimming(men)
- **4th Place:** Elle (men), Wrestling, Track & Field (women)
- **5th place:** Karate(men), Swimming(women)
- **Quarter Final :** Cricket (men), Basketball (men), Hockey (men), Volleyball (women), Table Tennis (men)

Overall Performance of University of Kelaniya at the Inter University Championships-2015

Women Championship - 3rd place

Men Championship - 5th place

Overall Championship - 5th place

Other Special Events Conducted by Department of Physical Education in 2015

1. **“FASTER 2015”** 5th Age Group & Invitational University Badminton Championship
From 03rd – 05th April 2015 held at New Gymnasium, University of Moratuwa.
From 24th April– 30th April 2015 at Sports Complex S. Thomas’ College, Mt. Lavinia.
No. of Competitors participated - 1300 (Men & Women)
2. **“SEIG 2015”** 5th Invitational University & Higher Educational Institutes Table Tennis Championship
From 5th – 7th June 2015 held at Gymnasium, University of Kelaniya.
No. of Competitors participated - 130 (Men & Women)
3. **“WARRIOS 2015”** 2nd Invitational University Taekwondo Team Championship
10th June 2015 held at Gymnasium, University of Kelaniya
No. of Competitors participated - 150 (Men & Women)s Inter University Table Tennis
Championship 2015
22 & 23 August 2015 held at Gymnasium, University of Kelaniya.
No. of Competitors participated - 224 (Men & Women)
4. Inter University Tennis Championship 2015
28, 29, 30, 31 August, 05 September 2015 held at Sri Lanka Tennis Association, Colombo 07 and
University of Colombo.
No. of Competitors participated - 96 (Men & Women)
5. **“GRIP TO GRIP 2015”** 2nd Invitational University Carom Championship
12th & 13th September 2015 at Gymnasium, University of Kelaniya
No. of Competitors participated - 100 (Men & Women)
6. **“KELANI Sparks 2015”** (Western Province Inter Schools’ Individual Chess Championship)
22nd November 2015 held at Main Ground University of Kelaniya
No. of Competitors participated - 100 (Men & Women)
7. **“Kelani 6’s 2015”** 2nd Invitational University Hockey Championship
7th October 2015 held at Gymnasium, University of Kelaniya
No. of Competitors participated - 80 (Men & Women)
8. **“Spell 2015”** Invitational University Scrabble Championship
18th October 2015 held at Gymnasium, University of Kelaniya
No. of Competitors participated - 50 (Men & Women)

International Competitions Participation in 2015

- 1) Four Athletes from University of Kelaniya participated for the 2015 Summer University which was held from 3 to 14 July 2015 in Gwangju, South Korea.
- 2) Rugger & Table Tennis Teams participated for the UTM International Sports Fiesta organized by the University of Technology Mara, Malaysia was held from August 24 to September 02, 2015 in Malaysia .Four chess women players, one chess men player of University of Kelaniya participated for the Asian University Chess Championship 2015 was held from October 18 to 25, 2015 in Beijing, China.
- 3) Ms. Achini Rathnasiri and Ms. Erandi Rajapaksha represented Sri Lanka in Badminton and Basketball respectively.
- 4) Volleyball (men) team participated for the Ciam - Petch Volleyball Champions’ Trophy 2015 which was held from 23 to 27 October 2015 in Bangkok, Thailand.
- 5) Hockey (women) team won the 3rd place in the Higher Educational Institute category at the 42nd PESTA HOKI USM-PENANG INTERNATIONAL 2015 Hockey Tournament organized by the University SAINS, Malaysia which was held from 10 – 12 December 2015 in Penang, Malaysia.

Affiliated Sport Controlling Bodies in 2015

University of Kelaniya has affiliated to the following National & Provincial level Sports Controlling Bodies of Sri Lanka (with Executive Voting power) for the year 2015.

National Associations

1. Sri Lanka Cricket
2. Sri Lanka Weightlifting Federation
3. Sri Lanka Wrestling Federation
4. Table Tennis Association of Sri Lanka
5. Sri Lanka Chess Federation
6. Sri Lanka Judo Federation
7. National Aquatic Sports Union of Sri Lanka (NASU)

Provincial and District Associations

1. Western Province Rugby Football Union
2. Gampaha District Cricket Association
3. Gampaha District Netball Association
4. Western Province Badminton Association
5. Gampaha District Basketball Association

Other Associations

1. Sri Lanka Universities Sports Association
2. Colombo Hockey Association

Other Positions held by Staff members during the year of 2015

Mr. GGU Saman Kumara -Hony. Recorder of Athletic Association of Sri Lanka.
-Executive committee member of Athletic Association in Sri Lanka.
-Recorder of Sri Lanka Universities Sports Association.

Mr. HDSP Wijegunaratne -Chairman, Table Tennis & Tennis Sub committees of Sri Lanka Universities Sports Association.
- Member of Badminton, Baseball, Rugger, Cricket Sub committees of Sri Lanka Universities Sports Association.
-Committee member of the western province Rugby Football Union
-Joint Secretary of Kalutara District Table Tennis Association

Mrs. KNS Kumari - Member of Netball, Taekwondo, Volleyball Tennis Sub committees of Sri Lanka Universities Sports Association.

Other Activities held at University of Kelaniya Sports Premises

- Sri Lanka State Services Annual Cricket Tournament 2014/2015 – 9, 16, 23 February, 2, 9, 16, 23, 30, March and 6 April 2015.
- Western Province Sport Festival (Taekwondo Championship) – 7th November 2015.
- Sri Lanka Taekwondo Federation Black Belt Grading Test 29, 30, 31 May 2015.
- Mercantile Cricket Association Annual Cricket Tournament 7, 22 March 4 April 2015.
- Inter University Cricket Championship – 16, 23 May 2015 organized by Sabaragamuwa University of Sri Lanka.
- Gampaha District Cricket Association Div. III Cricket Tournament 19, 25 April, 2 May, 7, 28 June, 19 July 2015.

19. Financial Statements

UNIVERSITY OF KELANIYA

STATEMENT OF FINANCIAL PERFORMANCE FOR THE YEAR ENDED 31ST DECEMBER 2015

		2015	2014
	Note	Rs.	Rs.
INCOME			
Government Grants			
Government Grants for Recurrent Expenditure	2	2,244,000,000	1,815,000,000
Government Grants for Rehabilitation & Improvement of Assets		46,613,665	47,323,516
Grants for Mahapola		152,106,700	86,652,950
Grants for Bursary		53,649,400	55,593,900
Amortization of Capital Grants		241,172,997	192,222,038
		2,737,542,762	2,196,792,404
Add: Other Income			
Tuition and other fees	3	57,227,140	59,629,524
Interest Income	4	103,347,663	89,385,868
Other Internal Income	5	57,189,142	46,502,187
Income from External Examination	6	488,987,050	229,727,120
Income from Fee - levying Courses/Special services		187,800,086	149,933,388
University Contribution Seminar fees		1,603,090	4,050,414
		896,154,171	579,228,499
Total Income		3,633,696,933	2,776,020,903
LESS : EXPENSES			
Personal Emoluments	7	(1,907,705,039)	(1,496,043,531)
Travelling Expenses	8	(4,745,616)	(6,861,171)
Supplies	9	(78,827,519)	(67,412,518)
Maintenance Expenses	10	(24,512,536)	(19,942,281)
Contractual Services	11	(274,324,686)	(277,268,878)
Other Recurrent	12	(103,392,476)	(149,470,137)
Depreciation		(368,181,104)	(311,945,281)
Amortization of Intangible assets		(294,109)	(150,904)
Provision for Gratuity		(36,444,118)	(43,983,911)
Expenditure on Fee - levying Courses/Special services		(108,095,213)	(91,110,510)
Rehabilitation & Improvement Expenses		(46,613,664)	(47,323,516)
Mahapola Scholarship		(152,106,700)	(86,652,950)
Bursary		(53,649,400)	(55,593,900)
Total Expenses		(3,158,892,179)	(2,653,759,487)
Surplus /(Deficit) for the period		474,804,754	122,261,416

UNIVERSITY OF KELANIYA
STATEMENT OF FINANCIAL POSITION

		AS AT 31.12.2015	AS AT 31.12.2014
ASSETS	Note	Rs.	Rs.
Non - Current Assets			
Property Plant & Equipments	13	4,197,488,457	3,633,195,989
Work in Progress	14	499,069,156	504,525,148
Investments	15	1,807,935,551	1,780,055,304
Intangible Assets	16	3,001,912	808,796
		6,507,495,076	5,918,585,237
Current Assets			
Inventories	17	29,471,678	25,669,643
Receivables	18	31,191,991	258,000,466
Prepayments	19	6,969,770	2,107,636
Deposits & Advances	20	274,325,592	121,706,516
Sundry Debtors		25,249	2,837,102
Cash & Cash Equivalents	21	396,851,048	154,529,188
		738,835,328	564,850,551
TOTAL ASSETS		7,246,330,404	6,483,435,788
EQUITY AND LIABILITIES			
Accumulated Fund			
Cabinet Approved Building Project Fund	22	187,131,904	287,525,372
Asset Revaluation Reserve		1,336,263,213	1,442,116,523
General Reserve		(313,876,458)	(419,066,325)
		1,209,518,659	1,310,575,570
Capital			
Deferred Capital Grants	23	3,561,168,986	2,883,197,143
Capital Grants Unspent	24	140,054,591	4,917,169
		3,701,223,578	2,888,114,311
Reserves & Restricted Funds			
University Funds	25	827,270,187	464,041,479
Endowment Funds	26	14,363,571	13,938,770
Research Grants	27	74,896,838	85,258,364
Funds Received for Special Purpose	28	123,282,544	107,721,884
Other Reserves	29	42,126,739	33,471,470
Income Received in Advance	30	672,779,424	839,910,875
		1,754,719,303	1,544,342,842
Non Current Liabilities			
Provision for Retiring Gratuity	31	385,251,704	370,301,762
Provision for Contingent Liabilities	32	500,000	
		385,751,704	370,301,762

Current Liabilities


Accounts Payable	33	10,255,179	201,051,604
Accrued Expenses	34	102,892,961	85,496,534
Refundable Deposits	35	81,969,021	83,553,165
		<u>195,117,161</u>	<u>370,101,303</u>
		<u>7,246,330,404</u>	<u>6,483,435,798</u>

These Financial Statements are in compliance with the requirements of the Universities Act No 16 of 1978 and other Statutory Provisions.

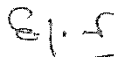


U T M D Tennakoon
Bursar

The Council of the university is responsible for the preparation and presentation of these financial statements signed for and on behalf of the Council.



Prof. Sunanda Madduma Bandara
Vice-chancellor



Prof. Lakshman Senevirathne
Council Member

The Accounting Policies and Notes on Pages 06 through 23 form an integral part of these Financial statements

Kelaniya.
May 27th 2016

UNIVERSITY OF KELANIYA

STATEMENT OF CHANGES IN FUNDS For the Year ended 31st December 2015

	Deferred Capital Rs.	Unspent Capital Rs.	Building Project Rs.	Revaluation Reserve Rs.	General Reserve Rs.	Reserves & Restricted Funds Rs.	Total Rs.
Balance as at 1st January 2014	2,383,580,901	7,757,772	395,621,724	1,548,119,831	(426,548,570)	823,441,679	4,731,973,338
Surplus / (Deficit) for the Year					122,261,416		122,261,416
Transfers / Net movements	499,954,108	(2,840,604)	(108,096,352)	(106,003,309)	105,390,233	500,400,392	888,804,468
Funds Transfer to MBBS Grant					(39,166,814)	39,166,814	-
Funds Transfer					(120,274,232)	120,267,732	(6,500)
Vehicle Disposal	(337,866)				337,866		-
Fund transfers to Library Funds					(2,243,347)	2,243,347	-
Funds transfers from Fee-levying courses					(58,822,878)	58,822,878	-
Balance as at 31st December 2014	2,883,197,143	4,917,168	287,525,372	1,442,116,522	(419,066,325)	1,544,342,842	5,743,032,721
Surplus / (Deficit) for the Year					474,804,754		474,804,754
Transfers / Net movements	677,971,844	135,137,423	(100,393,468)	(105,853,309)	105,853,309	(265,091,739)	447,624,060
Fund transfers					(57,200,000)	57,200,000	-
Allocation for committed expenditure					(300,000,000)	300,000,000	-
Funds Transfer to MBBS Grant					(36,266,864)	36,266,864	-
Fund transfers to Library Funds					(2,296,462)	2,296,462	-
Funds transfers from Fee-levying courses					(79,704,873)	79,704,873	-
Balance as at 31st December 2015	3,561,168,986	140,054,591	187,131,904	1,336,263,213	(313,876,458)	1,754,719,303	6,665,461,536

UNIVERSITY OF KELANIYA

CASH FLOW STATEMENT FOR THE YEAR ENDED 31ST DECEMBER

	2015	2014
	Rs.	Rs.
Cash Flow From / (Used in) Operating Activities		
Surpluses for the year	474,804,754	122,261,416
Adjustments		
Add: Depreciation	368,181,104	311,945,281
Amortization of Intangible Assets	294,109	150,904
Provision for Gratuity	36,444,118	43,983,911
Provision for Contingent Liabilities	500,000	-
Less: Amortization of Government Grants	(241,172,997)	(192,222,038)
Interest Income	(98,936,720)	(85,255,409)
Profit on Disposal of Property and Equipment	-	(680,000)
Donation received	-	(833,496)
Operating Surplus before changes in working Capital	540,114,367	199,350,569
Increase / (Decrease) in Working Capital		
Inventories	(3,802,035)	5,170,080
Debtors	2,811,852	(2,681,743)
Deposits & Advances	(152,619,076)	(22,593,106)
Prepayments & Deposits	(4,862,134)	(169,156)
Accounts Receivable	226,808,475	(103,292,708)
Accounts Payable	(190,796,426)	73,148,368
Accrued Expenses	17,396,428	18,533,307
Refundable Deposits	(1,584,144)	28,889,993
Cash Generated from Operations	433,467,308	196,355,603
Gratuity Paid	(21,494,175)	(30,911,003)
Net Cash Flow from Operating Activities	411,973,133	165,444,601
Cash Flow from / (Used In) Investing Activities		
Acquisition of Property Plant & Equipment	(478,098,849)	(375,591,151)
Investments	(27,880,247)	(557,116,368)
Work in Progress	(222,214,379)	(316,111,920)
Intangible assets	(2,487,224)	(477,014)
Proceeds from Disposal of Property Plant & Equipment	-	680,000
Interest Received	98,936,720	85,255,409
Restricted Funds and Grants	(265,091,740)	500,393,892
Net Cash used in investing Activities	(896,835,718)	(662,967,152)
Cash Flow from / (Used In) Financing Activities		
Government grant for Capital Expenditure	653,386,335	522,676,484
Cash flows from external sources	73,798,110	60,133,571
Net Cash Flow From / (Used In) Financing Activities	727,184,445	582,810,055
Net Increase / (Decrease) in cash & cash equivalents	242,321,860	85,287,504
Cash & Cash equivalents at the beginning of the year	154,529,189	69,241,685
Cash & Cash Equivalents at the End of the Year	396,851,048	154,529,189

NOTES TO THE FINANCIAL STATEMENTS

1 Significant Accounting Policies

1.1 General Policies

1.1.1 Reporting Entity

University of Kelaniya was incorporated under the University Act No. 16 of 1978, and situated at Dalugama, Kelaniya.

1.1.2 Principal Activities and Nature of Operations

This is a national university mainly operates on government funds.

The university primarily caters to local students in the fields of Humanities, Social Sciences, Sciences, Medicine, and Commerce & Management.

The university is promoting higher studies and research.

1.1.3 Basis of Preparation

(a) Statement of Compliance

The Financial Statements comprise the Statement of Financial Position, Statement of Financial Performance, Statements of Changes in Net Assets / Equity, Cash Flow Statement and Notes to the Financial Statements. These statements have been prepared in accordance with the Sri Lanka Public Sector Accounting Standards (SLPSAS) issued by the Institute of Chartered Accountants of Sri Lanka and adopted by the University Grants Commission by its Financial Circular Letter No. 3/2011 & 3/2014. The accounting policies adopted are consistent with those used in the previous financial year.

(b) Basis of Measurement

Financial statements have been prepared on historical costs basis and do not take into account changes in money values, except where it is stated. Cost is based on the fair value of the consideration given in exchange for assets.

(c) Functional and Presentation Currency

The financial statements are presented in Sri Lankan Rupees, which is the University's functional and presentation currency.

(d) Going Concern

The Financial Statements have been prepared on the going concern basis.

(d) Use of Estimates and Judgments

The preparation and presentation of financial statements in conformity with SLPSAS requires management to make judgments, estimates and assumptions that affect the application of the accounting policies and reported amounts of assets, liabilities, income and expenses. Actual results may differ from these estimates and judgmental decisions.

The estimates and underlying assumptions are reviewed on an ongoing basis. Revisions to accounting estimates are recognized in the period in which the estimate is revised if the revision affects on that period or in the period of the revision and future periods if the revision affects both current and future periods.

1.2 Assets and the Bases of Their Valuation

1.2.1 Property, Plant & Equipment

(a) Recognition and Measurement

Property, Plant & Equipment are recorded at cost less accumulated depreciation. The cost of Property, Plant & Equipment is the cost of purchase or construction together with any incidental expenses thereon.

(b) Cost

The cost of property, plant & equipment comprises its purchase or construction cost and any directly contributable cost of bringing the asset to working condition for its intended use.

(c) Depreciation

Depreciation is charged to the income statement on the straight line basis at the following rates per annum in order to write off the cost of such assets over their estimated useful lives.

Buildings	5%
Furniture & Equipment	10%
Office Equipment	20%
Lab & Teaching Equipment	20%
Motor Vehicles	20%
Water & Electricity Supply	10%
Fiber Glass Boat	10%
Library Books & Periodicals	20%
Cloaks	20%
Machinery	20%
Others	20%

Depreciation is provided on pro rata basis on the assets purchased/constructed/disposed of during the year.

(d) Revaluation of the Property, Plant & Equipments

The Lands, Buildings and Motor Vehicles of the University have been revalued and recognized to the accounts with effect from 01st January 2008.

Revaluation Surplus may be transferred to the general reserve proportionately as the assets are used by the university. In such a case, the amount of the surplus transferred would be the difference between depreciation based on the revalued carrying amount of the assets and depreciation based on the assets' original cost.

1.2.2 Intangible Assets

(a) Computer Software

i. Basis of Recognition

An intangible asset is recognized if it is probable that future economic benefits that are attributable to the asset will flow to the University and the cost of the asset can be measured reliably.

ii. Subsequent Expenditure

Subsequent expenditure on software assets is capitalized only when it increases the future economic benefits embodied in the specific asset to which it relates. All other expenditure is expensed as incurred.

iii. Amortization

Amortization is recognized in profit or loss on a straight-line basis over the estimated useful life of the software, from the date that it is available for use since this most closely reflects the expected pattern of consumption of the future economic benefits embodied in the asset.

The estimated useful life of software is five years.

iv. De-recognition

An intangible asset is derecognized on disposal or when no future economic benefits are expected from it. The gain or loss arising from the de-recognition of such intangible assets is included in profit or loss when the item is derecognized.

1.2.3 Inventories

Inventories are valued at cost based on FIFO basis.

1.2.4 Receivables

Receivables are stated at the amounts they are estimated to realize.

1.2.5 Short term Investments

(a) Investment in Government Securities

Investments in treasury bills, treasury bonds and repurchase agreements are stated at cost.

(b) Investment in Fixed Deposits

Investments in fixed deposits are stated at cost.

1.2.6 Cash & Cash Equivalents

Cash & cash equivalents comprise cash in hand and deposits at Bank.

1.3 Liabilities & Provisions

All known liabilities as at the balance sheet date are included in the Financial Statements and adequate provisions are made for liabilities which are known to exist but the amount of which cannot be determined accurately.

Obligations payable on demand or within one year of the balance sheet date are treated as current liabilities in the balance sheet. Liabilities payable after one year from the balance sheet date are treated as non-current liabilities in the balance sheet.

1.3.1 Accounting for Grants

Grants that compensate the University for Expenses incurred are recognized as revenue in the income statement in the same period in which the expenses are recognized. Grants that compensate the University for the Cost of an asset are recognized in the income statement on a systematic basis over the useful life of the related asset.

1.3.2 Employee Benefit

(a) Provision for Retiring Gratuity

The university has adopted the benefit plan as required under the payment of Gratuity Act No. 12 of 1983 for all eligible employees.

Defined benefit plans define an amount of benefit that an employee will receive on retirement usually dependent on one or more factors such as age, years of service and compensation.

The liability recognized in the balance sheet in respect of defined benefit plans is the present value of the defined benefit obligation at the balance sheet date together with adjustment for unrecognized past service cost.

As per provisions of the Employee Gratuity Payment Act, provisions for gratuity should be made and deposited annually in the relevant gratuity account and payment should be made promptly to employees when they become eligible which specified in the paragraph No. 3.5 of the Public Finance Circular No. 02/2013 (issued on 13.09.2013).

Establishment of Internal Fund equal to the amount of the Gratuity Provisions and invest the same.

(b) Defined Contribution Plan

Obligations for contribution to a defined contribution plans are recognized as an expense in the income statement as incurred

1.3.3 Taxation

The university is exempt from Income Tax under Section 7(b) of the Inland Revenue Act No. 10 of 2006.

1.3.4 Deferred Taxation

Provision has not been made for deferred tax as the university is exempted from Income Tax under Section 7(b) of the Inland Revenue Act No. 10 of 2006.

1.3.5 Capital Commitments and Contingent Liabilities

All material commitments and contingent liabilities are considered and where necessary adjustments or disclosures are made in these Financial Statements.

1.4 Income Statement

1.4.1 Revenue Recognition

Revenue is recognized to the extent that it is probable that the economic benefits will flow to the university and that it can be reliably measured.

- (a)** Enrolment fees from students are recognized as revenue on receipt.
- (b)** Fees on examinations, seminars, courses and other educational and activities are recognized as revenue on completion of such activity.
- (c)** The fees on fee-levying courses recognized to the income statement based on the stage of completion of each course as at the year end. Lecture fees and payments that relate to future periods are shown in the balance sheet as Income Received in Advance under the Reserve & Restricted Funds.
- (d)** Interest income is recognized on accrual basis.

- (e) Revenue from grants is recognized when control of the contribution or right to receive the contribution is confirmed.
- (f) Sponsorship related activities are recognized on receipt.
- (g) Other income is recognized on accrual basis.

1.4.2 Expenditure

- (a) Expenses are recognized in the income statement on the basis of direct association between cost incurred and the earning of specific items of the income. All expenditure incurred in the running of the university and in maintaining the capital assets in a state of efficiency has been charged to revenue in arriving at the surplus/deficit for the year.
- (b) Expenses on examinations, seminars, courses and other educational activities are recognized in the income statement on completion of such activity.

1.5 Comparative Information

The Comparative figures have been re-arranged where necessary to conform to the current year's presentation.

1.6 Events After the Balance Sheet Date

The materiality of events occurring after the balance sheet date has been considered and appropriate adjustments, wherever necessary, have been made in the accounts.

1.7 Cash Flow Statement

The Cash Flow Statement has been prepared using the indirect method.

Notes to the Financial Statements

As at 31/12/2015

		2015	2014
	Note	Rs.	Rs.
Government Grants for Recurrent Expenditure	2		
Personal Emoluments		1,914,000,000	1,508,500,000
Other Recurrent		330,000,000	306,500,000
		2,244,000,000	1,815,000,000
Tuition and Other Fees	3		
Registration Fees (Undergraduate - Local)		4,352,175	5,805,890
Registration Fees (Undergraduate - Foreign)		42,666,899	46,078,604
Registration Fees (Post graduate)		1,466,295	972,500
Tuition Fees (Undergraduate)		1,714,309	496,856
Tuition Fees (Post graduate)		4,500,446	4,271,997
Examination Fees (Undergraduate)		2,427,337	1,709,176
Examination Fees (Post graduate)		99,680	294,500
		57,227,140	59,629,524
Interest Income	4		
Interest from Investments			
Gross Interest		99,566,689	87,985,622
WHT		(629,969)	(2,730,213)
Net Interest		98,936,720	85,255,409
Interest from Loans		4,410,943	4,130,459
		4,410,943	4,130,459
Total Interest Income		103,347,663	89,385,868
Other Internal Income	5		
Sale of Publications		190,340	132,580
Rent from Properties		2,289,685	1,260,535
Library Fines		355,350	306,071
Medical fees		22,710	19,130
Ancillary Activities - Hostels		3,402,122	3,297,197
Sale of Old Stores		643,265	1,752,369
Miscellaneous Income	5-1	50,285,671	39,734,306
		57,189,142	46,502,187
Miscellaneous Income	5-1		
Certificate Fees		1,953,834	1,525,861
Fines for Cloaks		17,860	386,850
Photo Copying Charges		-	214,100
Cloaks Hiring		310,650	679,855
Hire of Vehicles		189,798	424,592
Registration Fees from Suppliers		281,150	260,800
Convocation Fee		10,485,250	8,344,741
Postgraduate Library Income		325,000	226,100
Application & Other Fee		4,499,250	4,644,350
Provident Fund Charges		2,899,144	3,483,100
Fine from Contractors		547,565	1,387,795
Library cards & Identity Cards		96,575	94,465
Dental Clinic Charges		38,300	43,250
Other miscellaneous Income		28,641,295	18,018,447
		50,285,671	39,734,306

Notes to the Financial Statements

As at 31/12/2015

	2015	2014
Note	Rs.	Rs.
Income from External Examinations	6	
Registration fees	158,951,747	64,306,114
Examination fees	35,704,909	83,717,147
Syllabus fees	8,457	7,493
Past papers fees	154,311	210,503
Certificate fees	2,555,673	
Postage fees	224,840	147,893
Convocation income	5,880	9,195,630
Seminar income	153,262,810	69,647,234
BA Degree (Overseas) Singapore		1,781,966
Certificate Confirmation fees	28,518	705,653
ID Charges	20,580	3,980
Sundry income	138,069,325	3,507
	488,987,050	229,727,120
Personal Emoluments	7	
(a) Academic		
Salaries & Wages	377,011,440	373,155,973
Provident Fund	89,481,315	77,224,499
Pension	32,815,062	26,761,754
E.T.F.	24,486,391	20,670,011
Acting Pay	34,271	11,848
Academic Allowances	359,990,628	252,776,369
Other Allowances	332,112,809	210,567,043
Visiting Lecturers Fees	35,369,489	26,641,336
Cost of Living Allowance	75,413,615	73,099,245
	1,326,715,020	1,060,908,078
(b) Non-Academic		
Salaries & Wages	213,110,818	210,219,167
Provident Fund	27,480,173	27,390,532
Pension	14,321,501	13,584,914
E.T.F.	8,360,914	8,194,958
Acting Pay	392,697	579,553
Special Allowances 15%	201,661,055	64,275,008
Research allowance	3,873,432	2,136,455
Over Time	31,343,443	31,135,045
Holiday Payments	797,885	330,567
Other Allowances	6,269,510	4,048,961
Language Proficiency Allowance	-	1,500
Cost of Living Allowance	73,378,592	73,238,792
	580,990,020	435,135,453
Total (a)+(b)	1,907,705,039	1,496,043,531
Travelling Expenses	8	
Domestic	904,965	874,385
Foreign	3,840,651	5,986,786
	4,745,616	6,861,171

Notes to the Financial Statements

As at 31/12/2015

	2015	2014
Note	Rs.	Rs.
Supplies	9	
Stationery & Office Requisites	32,816,921	29,326,692
Fuel & Lubricants	9,691,797	13,977,694
Uniform & Tailoring Charges	2,747,491	2,899,962
Mechanical & Electrical Goods	3,938,541	918,183
Chemical & Glassware	11,868,803	3,336,948
Medical Supplies	773,256	1,281,133
Other Supplies	16,990,710	15,671,904
	78,827,519	67,412,518
Maintenance Expenses	10	
Vehicles	7,506,637	5,291,691
Plant, Machinery & Office Equipment	15,998,239	14,121,166
Building & Structures	960,854	440,765
Furniture	41,705	38,980
Other	5,100	49,679
	24,512,536	19,942,281
Contractual Services	11	
Transport	20,995	55,389
Telecommunication	36,367,347	31,022,339
Postal Charges	5,879,568	4,137,609
Electricity	90,900,525	96,687,901
Security Services	33,340,643	35,688,983
Water	28,499,877	26,052,928
Cleaning Services	26,943,614	27,487,675
Rent & Hire Charges	8,400,070	8,250,293
Rates and taxes to local authorities	4,507,061	5,713,327
Printing, Advertising etc.	26,279,075	33,469,016
Sports Activities	1,508,894	111,667
Others	11,677,017	8,591,751
	274,324,686	277,268,878
Other recurrent	12	
Special Services - Council & Committees	2,388,001	2,579,680
Special Services - Professional & Other Fee	85,500	226,238
Workshops, Seminars	7,885,316	6,786,430
Academic Research	3,967,276	3,091,332
Staff Development	3,460,840	1,835,444
Grants to other organization	1,856,791	36,962
Holiday, Warrants & Season Tickets	2,369,805	2,129,564
Entertainment Expenses	2,015,722	3,054,314
Bank Charges	2,566	500
Awards & Indemnities	157,570	126,800
Contribution & Membership Fee	2,214,842	2,085,349
Convocation	6,248,750	13,393,393
Examination	65,629,067	108,645,250
Others - Newspapers, Magazines etc.	2,051,725	1,936,617
Field Trips	3,033,138	3,454,167
Students Development Initiative	25,568	88,097
	103,392,476	149,470,137

Notes to the Financial Statements

As at 31/12/2015

	Note			
<u>Property Plant & Equipment</u>	13			
<u>Cost</u>	Balance As at 01/01/15 Rs.	Additions Rs.	Disposals Rs.	Balance As at 31/12/2015 Rs.
Lands	654,759,142	-		654,759,142
Buildings & Improvements	3,454,648,026	624,435,488		4,079,083,513
Furniture & Equipments	1,027,157,190	138,841,245		1,165,998,435
Lab & Teaching Equipment	274,497,491	34,964,932		309,462,423
Motor Vehicles	103,578,171	19,777,824		123,355,995
Water & Electricity Supply Scheme	48,271,966	3,366,034		51,638,000
Library Books & Periodicals	261,539,003	32,276,183		293,815,186
Cloaks	6,114,306	-		6,114,306
Machinery	39,784,983	999,489		40,784,472
Others	130,946,517	77,812,377		208,758,894
	<u>6,001,296,794</u>	<u>932,473,572</u>	<u>-</u>	<u>6,933,770,366</u>
<u>Depreciation</u>	Balance As at 01/01/15 Rs.	Charge for the Year Rs.	Disposals Rs.	Balance As at 31/12/15 Rs.
Buildings & Improvements	1,036,681,906	195,008,838		1,231,690,744
Furniture & Equipment	628,126,325	105,079,866		733,206,191
Lab & Teaching Equipment	226,730,783	19,065,527		245,796,310
Motor Vehicles	69,939,546	10,745,093		80,684,639
Water & Electricity Supply Scheme	41,009,011	1,195,377		42,204,387
Library Books & Periodicals	231,890,891	12,712,099		244,602,990
Cloaks	4,534,523	489,061		5,023,584
Machinery	41,461,712	4,991,658		46,453,370
Others	87,726,109	18,893,585		106,619,694
	<u>2,968,100,806</u>	<u>368,181,103</u>		<u>2,736,281,909,05</u>
Written Down Value	<u>3,633,195,989</u>			<u>4,197,488,457</u>

Note:

Fully depreciated 29 no of motor vehicles have been used for operating activities during the year 2015. The gross carrying value of these motor vehicles are Rs: 55,196,030 as at 31.12.2015

Notes to the Financial Statements

As at 31/12/2015

	2015	2014
Note	Rs.	Rs.
Work in Progress	14	
Social Science Building Stage 1	10,000,000	10,000,000
Social Science Building-Stage 2	6,667,409	6,667,409
Humanities - Building	-	97,478,566
Six Storied Exam Building	251,039,343	180,610,929
Hostel for Medicine-2013	-	69,077,735
Science Faculty Building	115,238,203	33,113,249
Building for Modern Language	-	37,141,310
Five Storied Building Social Science	51,731,461	22,323,731
3 Storied Pre Cast Building	-	15,753,204
Multi Purpose Building	64,087,740	24,014,460
ICTC Building	125,000	125,000
Sewerage Treatment Plant	-	5,669,348
Sarasavi Madura New Girls Hostel	-	1,017,351
Tissue Culture Centre(Gampaha Botanical Garden)	-	1,532,857
Multi Purpose Building- Faculty of Medicine	180,000	-
	499,069,156	504,525,148
Investments	15	
Staff Security Deposits	59,224	56,628
Bonds & Agreement Violations	78,555,058	71,585,100
Scholarship Fund	10,702,858	9,267,240
External Examination	1,350,000,000	1,227,166,925
Retentions Fund	304,063,459	431,725,000
Special Grants	64,554,951	40,254,411
	1,807,935,551	1,780,055,304
Intangible Assets	16	
Intangible Assets	3,446,924	959,700
Less: Amortization	(445,013)	(150,904)
	3,001,912	808,796
Inventories	17	
Stationery	21,680,905	14,855,912
Maintenance	7,582,195	10,707,957
Others	208,578	105,774
	29,471,678	25,669,643
Receivables	18	
Interest	4,413,463	17,203,213
Reimbursement from Ministry of Justice	6,007,649	4,690,240
Property Loan	384	384
UGC	-	6,916,760
Treasury fund	-	189,610,060
Mahapola Scholarship	14,849,650	5,603,550
Bursary	4,390,200	32,464,000
Receivable from other Institute	1,530,646	-
Other Institutes(HETC Project)	-	1,512,259
	31,191,991	258,000,466

Notes to the Financial Statements

As at 31/12/2015

	2015	2014
Note	Rs.	Rs.
Prepayments	19	
Service Agreements	1,240,874	1,252,694
Vehicles License & Insurance	1,974,692	704,684
Others	3,754,204	150,257
	<u>6,969,770</u>	<u>2,107,636</u>
Deposits & Advances	20	
(a) Staff Loans & Advances		
Distress Loans	100,119,339	101,878,250
Staff Loans	549,389	572,975
Transport Loans	4,784,992	433,476
Computer Loans	3,008,792	2,248,264
Special Distress Loans	101,274	103,698
Festival Advances	806,900	976,900
Salary Advances	104,741	232,941
Special Advances	37,100	38,250
Vice Chancellor's fund Loan	-	70,122
	<u>109,512,527</u>	<u>106,554,876</u>
(b) Advances for Supplies & Services		
Research Advance	1,854,710	1,714,025
International Conference Advance	7,871,467	877,932
Miscellaneous Advance	7,336,964	4,848,814
Statutory Boards & Local Authorities	205,639	205,639
Capital Advance	143,542,609	4,133,436
	<u>160,811,388</u>	<u>11,779,845</u>
(c) Other Advances & Deposits		
Fuel Deposit	510,000	510,000
Advance for Stamps	7,370	7,370
External Research Advance	484,273	1,257,326
Disability Project Advance	16,052	16,052
Department Development Fund Advance	453,104	92,064
Advance for Special Degree	325,000	532,464
Generated Fund Advance	103,794	201,296
Confucius Institute Advance	823,159	448,625
Career Fair Advance	265,000	56,600
N.S.F. Grant Advance (M/F)	2,326	-
Advance for Research Centre-Social Sciences	480,000	250,000
Advance for Center for Gender Studies	15,000	-
Advance for Seeds Programme	516,600	-
	<u>4,001,677</u>	<u>3,371,795</u>
Total (a)+(b)+©	<u>274,325,592</u>	<u>121,706,516</u>

Notes to the Financial Statements

As at 31/12/2015	2015	2014
	Note	
	Rs.	Rs.
Cash & Cash Equivalents	21	
Petty Cash Imprest	24,732	1,757
Treasury Funds	7,659,501	8,118,039
Non Treasury Funds	389,166,816	146,409,393
	<u>396,851,048</u>	<u>154,529,188</u>
Cabinet Approved Building Project Fund	22	
CDCE Building Fund	178,087,207	266,982,834
Restricted fund for Social Sciences	9,044,697	20,542,538
	<u>187,131,904</u>	<u>287,525,372</u>
Deferred Capital Grants	23	
Capital Grant Account	2,732,023,659	2,385,509,878
Capital Contribution from Other Sources	611,553,273	495,111,889
Non Monetary Donations	217,592,055	2,575,376
	<u>3,561,168,986</u>	<u>2,883,197,143</u>
Capital Grants Unspent	24	
Acquisition of Fixed Assets		(261,327)
Rehabilitation & Improvements		
Building Grant	1,401,616	5,175,745
Others (Equipment, Vehicle, ect...)		-
Construction Projects	34,985,868	-
Human Capital Development Projects	103,667,107	2,751
	<u>140,054,591</u>	<u>4,917,169</u>
University Funds	25	
University Deveopment Fund	183,578,282	5,752,440
University Enhancement Fund	-	137,316,722
Medical Faculty Enhancement Fund	568,392	568,392
MBBS Fund	67,695,892	49,459,135
Center for Distance and Continue Education Fund	116,101,115	148,109,967
Faculty Development Funds	142,189,705	37,252,504
Research Center Development Funds	19,485,515	11,348,551
Department Funds	6,969,842	5,353,597
Sports Development Fund	25,001	25,001
Science Faculty Exhibition Fund	37,087	37,087
Research Service Center Fund	4,239,355	257,453
Ola Leaf Library Fund	1,193,803	578,084
Department Development Fund	67,320,084	63,217,112
University Welfare Fund	2,000,000	2,000,000
Research Council Fund	5,919,639	965,045
CCCCD Building Fund - Medicine	2,517,521	1,800,390
Green Enviromental Fund	228,955	-
Gratuity Fund	7,200,000	-
International Fellowships Fund	50,000,000	-
Innovation Center	10,000,000	-
Solar Research Center	20,000,000	-
Staff and Official Training	20,000,000	-
Faculty Infrastructure and Equipment Development	100,000,000	-
	<u>827,270,187</u>	<u>464,041,479</u>

Notes to the Financial Statements

As at 31/12/2015

		2015	2014
	Note	Rs.	Rs.
Endowment Funds	26		
Prize Funds	26-1	4,239,631	4,239,691
Scholarship Funds	26-2	3,247,398	3,247,398
Income Balance - Prize Funds	26-3	4,253,252	4,046,855
Income Balance - Scholarship Funds	26-4	2,576,744	2,358,280
Other Funds	26-5	46,546	46,546
		14,363,571	13,938,770
Prize Funds	26-1		
Gift Fund-Botany		5,000	5,000
Medha Sri Ariyawanse Fund		2,500	2,500
P.A.P.A. Chandrasekara Scholarship Fund		2,833,944	2,833,944
Prof. F.R. Jayasuriya Scholarship Fund		15,000	15,000
M.A.P Manthiriratne Scholarship Fund		5,000	5,000
Dr. P.D. Kannangara Scholarship Fund		5,900	5,900
Scholarship Fund - Investment(ind.man)		108,347	108,347
Prof. D.J. Wijeratne Foundation Fund		142,000	142,000
Rev.Pandith Mudukatuwe Sri Ganarama Fund		50,000	50,000
Rev. Dr. K. Anuruddha Scholarship Fund		50,000	50,000
Derick De Souza Memorial Scholarship Fund		36,000	36,000
Rev. K. Wangeesa Scholarship Fund		10,000	10,000
Budhadasa Galappatthi Scholarship Fund		10,000	10,000
Rev. Sik Vin Sin Scholarship Fund		100,000	100,000
Botany Society Scholarship Fund		60,000	60,000
Prof. A.S. Disanayaka Fund		275,000	275,000
Prof. Carlo Fonseka Scholarship Fund		106,000	106,000
Etsmen Kodak Scholarship Fund		50,000	50,000
Prof. S.B.P. Wickramasooriya Fund		75,000	75,000
Family Medicine Prize Fund		200,000	200,000
Prof. J.K.P. Ariyaratne Prize Fund		99,940	100,000
Total		4,239,631	4,239,691
Scholarship Funds	26-2		
P.P. Jayawardena Scholarship Fund		15,000	15,000
Perter Silva Scholarship Fund		5,000	5,000
Dr. Chithra Fernando Scholarship Fund		200,000	200,000
Hawanpola Sri Rathanasara Scholarship Fund		100,000	100,000
Linus Silva Scholarship Fund		10,000	10,000
Agnus Peduru Scholarship Fund		132,063	132,063
Mary's Friends Scholarship Fund		100,000	100,000
Rathnakara Scholarship Fund		100,000	100,000
Prof. H.H. Costa Memorial Scholarship Fund		300,000	300,000
S. Jayawardena Scholarship Fund		200,000	200,000
Linus Silva/Agnus Peduru Scholarship Fund		54,274	54,274
Student Trust Fund - (HRM)		700,000	700,000
Prof. Shelton Gunaratne Memorial Scholarship Fund		1,181,062	1,181,062
Rajamanthree Scholarship Fund		150,000	150,000
Total		3,247,398	3,247,398

Notes to the Financial Statements

As at 31/12/2015

	2015	2014
Note	Rs.	Rs.
Income Balance - Prize Funds	26-3	
Scholarship Fund - Interest (ind.man)	2,305	2,305
Gift Fund-Botany (Interest)	4,230	5,165
Prof. F.R. Jayasuriya Scholarship Fund (Interest)	(1,490)	(7,238)
Medha Sri Ariyawansa Fund (Interest)	10,273	10,089
Rev. K. Wangeesa Scholarship Fund (Interest)	12,384	11,750
Rev. Sik Vin Sin Scholarship Fund (Interest)	159,613	152,300
Rev. Dr. K. Anuruddha Scholarship Fund (Interest)	200,311	193,245
Budhadasa Galappatthi Scholarship Fund (Interest)	21,750	20,950
Prof. D.J. Wijeratne Foundation Fund (Interest)	255,465	281,030
Derick De Souza Memorial Scholarship Fund (Interest)	16,838	15,960
Botany Society Scholarship Fund (Interest)	47,288	52,900
P.A.P.A. Chandrasekara Scholarship Fund (Interest)	2,986,804	2,809,606
Prof. Carlo Fonseka Scholarship Fund (Interest)	62,772	52,702
Prof. A.S. Disanayaka Fund (Interest)	219,938	205,693
Prof. S.B.P. Wickramasooriya Fund (Interest)	16,924	24,174
Etsmen Kodak Scholarship Fund (Interest)	36,389	37,820
Family Medicine Prize Fund (Interest)	83,994	73,200
Prof. J.K.P. Ariyaratne Prize Fund (Interest)	45,613	38,300
M.A.P Manthiriratne Scholarship Fund (Interest)	38,759	35,706
Dr. P.D. Kannangara Scholarship Fund (Interest)	33,094	31,196
Total	4,253,252	4,046,855
Income Balance - Scholarship Funds	26-4	
Dr. Chithra Fernando Scholarship Fund (Interest)	1,205,696	1,114,280
Perter Silva Scholarship Fund (Interest)	18,854	18,509
P.P. Jayawardena Scholarship Fund (Interest)	56,508	54,078
Linus Silva/Agnus Peduru Scholarship Fund (Interest)	20,539	12,475
Agnus Peduru Fund (Interest)	26,656	23,000
Mary's Friends Scholarship Fund (Interest)	93,700	85,700
S. Jayawardena Scholarship Fund (Interest)	63,325	55,200
Rathnakara Scholarship Fund (Interest)	115,500	107,500
Prof. H.H. Costa Memorial Scholarship Fund (Interest)	122,130	116,667
Prof. Shelton Gunaratne Memorial Scholarship Fund (Interest)	577,538	548,506
Rajamanthre Scholarship Fund (Interest)	63,000	51,000
Hawanpola Sri Rathanasera Scholarship Fund (Interest)	136,586	125,154
Student Trust Fund (HRM)	76,712	46,212
Total	2,576,744	2,358,280
Other Funds	26-5	
UGC Scholarship fund	11,200	11,200
Prizes Awarding Scholarship Funds	18,696	18,696
Donations for Scholarships	16,650	16,650
	46,546	46,546

Notes to the Financial Statements

As at 31/12/2015

	2015	2014
Note	Rs.	Rs.
Research Grants	27	
Grants received from NSF	6,926,293	3,260,924
Grants received from UGC	1,996,527	2,533,034
Grants received from other institutes	41,469,803	54,883,382
University research grants	24,504,215	24,581,024
	74,896,838	85,258,364
Funds received for special purpose	28	
Special Donations- Rev. Dia O Ci	5,423,868	5,423,868
Special Donations- Kong Meng San Phor Sarc See Monaste	1,026,890	1,026,890
Survey on Usage of High Way	586,648	661,648
One Asia Foundation	459,806	563,806
Disability project	52,270	52,270
IT Project	39,917	39,917
UGC - QIG	8,460,434	8,745,434
Students Relief Fund	1,211,057	1,146,032
United Field Security Fund	-	82,441
Vice Chancellor's Fund	11,170,732	7,667,830
Bond & Agreements Violation Fund	63,566,877	56,290,898
Interest of Bonds & Agreement Violations (*)	31,284,047	26,020,852
	123,282,544	107,721,884

(*) A sum of Rs.61,933,497.74 has been due from Bond Violators as at 31.12.2015

Other Reserves	29	
Accounting professional sec(APS)	213,789	213,789
Staff development fund - UGC	5,563,078	7,418,994
Presidency Exhibition fund	44,299	44,299
Career Guidance Unit deposit	1,040,455	741,478
Glass Blowing Unit deposit	398,758	398,758
Library deposit for Main Library	7,468,959	6,960,622
Library deposit for Faculty Libraries	10,564,470	8,764,142
Centre for Gender Studies Deposit	1,011,830	15,924
Funds Received from Mahapola trust fund	77,903	399,603
Felicitation Ceremony	455,650	455,650
Project for Special Degree	700,133	642,110
Seed Programme	4,613,631	2,822,089
BSc Physiotherapy	482,969	306,250
International Conferences	9,490,816	4,287,764
	42,126,739	33,471,470

Income Received in Advance	30	
Fee - Levying Courses - Diploma & Certificates	45,421,946	28,577,510
Fee - Levying Courses - Postgraduate	129,743,382	100,865,549
Fee - Levying Courses - Medicine	7,592,238	8,755,842
Fee - Levying Courses -Others	6,438,363	5,437,009
Other Internal Programmes	28,832,206	23,233,967
External Examination - Examination Fee	416,319,124	643,950,243
External Examination - Seminar Fee	28,355,315	28,585,755
Telecommunication/ Hostel	-	505,000
Others	10,076,850	-
	672,779,424	839,910,875

Notes to the Financial Statements

As at 31/12/2015

	2015	2014
Note	Rs.	Rs.
Provision for Retiring Gratuity	31	
Balance as at 1st January	370,301,762	356,798,278
Add: Charge for the year	36,444,118	44,414,486
	406,745,879	401,212,764
Less: Payments made during the Year	(21,494,175)	(30,911,003)
Balance as at 31st December	385,251,704	370,301,762

Provision for Contingent Liabilities	32	
President of Labour Tribunal	500,000	-
	500,000	-

Contingent Liabilities

No. of cases pending and its value:

Nine (9) cases (including cases filed in 2015)-value of six cases cannot be ascertained. The rest is as follows:

- i) District Court Case No: 1538/L- Rs. 4,005,000 and District Court Case No: 1225/L- Rs. 1,000,000

This value is only for the purpose of stamp duty. The University is not expected to pay this money

- ii) Supreme Court (Special Leave to Appeal) No: 191/15 -

This is the application for leave to appeal from the judgment in CA(Writ) 39/13. Value cannot be ascertained yet.

Cases where the University may have to pay (damages) and financial provisions for such payments:

CA(Writ) 39/13 - In this case, the University has to pay back-wages to the petitioner up to the date of reinstatement together with a sum of Rs. 500,000/=. Since an appeal is filed against this judgment, the exact amount of money payable cannot be ascertained yet. However, if judgment is entered against the University, the amount of money that the University shall have to pay to the Petitioner by way of back-wages may exceed Rupees one Million.

Accounts Payable	33	
Staff development programme	1,298,313	270,471
Sundry Deposits	3,216,024	5,165,893
Stamp Deposits	64,200	64,200
Tax Payable	231,186	4,223,082
Cancel cheques	1,529,296	759,686
Staff security deposits	64,269	61,062
Capital Expenses	-	179,610,060
U.P.F. Payable	-	3,257
N.B.T. Payable	156,970	-
E.S.C. Payable	215,924	-
Others	3,478,997	10,893,892
	10,255,179	201,051,604

Notes to the Financial Statements

As at 31/12/2015

		2015	2014
	Note	Rs.	Rs.
Accrued Expenses	34		
Audit Fee		1,034,708	1,084,708
Personal Emoluments		22,556,847	649,013
Travelling Expenses		118,002	-
Supplies Expenses		2,435,289	-
Stores Supplies		5,843,834	-
Maintenance Expenses		7,538,973	684,325
Contractual Services		34,685,465	651,526
Other Recurrent Expenses		22,061,421	18,378,683
Others		1,142,740	64,048,279
Accrued Expenses of Feelevying Courses		5,475,683	-
		102,892,961	85,496,534
Refundable Deposits	35		
Tender Deposits		446,400	658,900
Security Deposits		54,046,121	63,299,265
Library Deposits		27,476,500	19,554,500
Others - Hostel		-	40,500
		81,969,021	83,553,165

UNIVERSITY OF KELANIYA

STATEMENT OF THE COMPARISON OF BUDGET AND ACTUAL AMOUNTS - 2015

Category / Object Title	Revised Budget 2015	Actual 2015	%
Government Grant			
Government Grants for Recurrent Expenditure	2,244,000,000	2,244,000,000	-
Other Income	288,061,000	896,154,171	(211.30)
Total Income	2,532,061,000	3,140,154,171	(24.02)
EXPENSES			
Personal Emoluments	1,914,000,000	1,944,149,156	(1.58)
Personal Emoluments - Academic	1,345,000,000	1,355,809,409	(0.80)
Personal Emoluments -Non Academic	569,000,000	588,339,747	(3.40)
Travelling Expenses	5,000,000	4,745,616	5.09
Domestic	1,000,000	904,965	9.50
Foreign	4,000,000	3,840,651	3.98
Supplies	82,900,000	78,827,519	4.91
Stationery and Office Requisites	36,700,000	32,816,921	10.58
Fuel & Lubricants	9,700,000	9,691,797	0.08
Uniforms	2,800,000	2,747,491	1.88
Mechanical & Electrical goods	4,000,000	3,938,541	1.54
Chemicals & Glassware	11,900,000	11,868,803	0.26
Medical Supplies	800,000	773,256	3.34
Other	17,000,000	16,990,710	0.05
Maintenance Expenditure	24,405,000	24,512,535	(0.44)
Vehicles	7,400,000	7,506,637	(1.44)
Plant, Machinery and Equipment	16,000,000	15,998,239	0.01
Buildings and Structures	960,000	960,854	(0.09)
Furniture	40,000	41,705	(4.26)
Other	5,000	5,100	(2.00)
Contractual Services	291,221,000	272,815,796	6.32
Transport	21,000	21,000	-
Postal and Communication	42,200,000	42,246,914	(0.11)
Electricity & Water	122,150,000	119,400,402	2.25
Rates and Local Taxes	4,300,000	4,507,061	(4.82)
Rental & Hire Charges	8,400,000	8,400,070	(0.00)
Security Services	33,500,000	33,340,643	0.48
Cleaning Services	27,300,000	26,943,614	1.31
Printing Advertising etc.,	42,050,000	26,279,075	37.51
Other	11,300,000	11,677,017	(3.34)
Other Recurrent Expenditure	214,535,000	212,996,584	0.72
Travel grants to University Teachers			
Special Services - Council & Committees	2,400,000	2,388,001	0.50
-Do- Professional & Other Fees	85,000	85,500	(0.59)

Workshops, Seminars	7,900,000	7,885,316	0.19
Academic Research & Publications	3,500,000	3,642,111	(4.06)
Staff Development (Training for Teachers, Administrators & Other Employees)	3,500,000	3,460,840	1.12
Postgraduate Research & Scholarships	500,000	325,165	34.97
Course Materials for Students & Learning Quality Improvement	1,500,000	1,500,000	-
Industry Internships, Practical & Career Guidance	783,000	783,000	-
Students' Development Initiatives & Community Relations	26,000	26,000	-
University Sports Activities	550,000	1,508,894	(174.34)
Student Welfare, Employee Welfare, Student Councils & Social Harmony	750,000	750,000	-
Corporate Planning, Governance & Outreach			
Grants to other Organizations	1,900,000	1,856,791	2.27
Interest subsidy on property loan			
Holiday Warrants Season Tickets	2,400,000	2,369,805	1.26
Entertainment Expenses	2,100,000	2,015,722	4.01
Bank Charges			
Awards & Indemnities	160,000	157,570	1.52
Contributions & Membership Fees	2,200,000	2,214,842	(0.67)
Convocations	6,300,000	6,248,750	0.81
Examination expenses	66,900,000	65,629,067	1.90
Expenditure on Extension Projects	108,981,000	108,095,213	0.81
Expenditure on Postgraduate Courses			
Other	2,100,000	2,053,997	2.19
Total Expenditure	2,532,061,000	2,538,047,206	(0.24)

20. Report of the Auditor General



විශ්වකෝට්ඨාස විද්‍යාල මණ්ඩලය கணக்காய்வாளர் தலைமை அபிபதி திணைக்களம் AUDITOR GENERAL'S DEPARTMENT



මගේ අංකය
எனது இல.
My No.

HED/E/UOK/1/15/34

ඔබේ අංකය
உமது இல.
Your No.

දිනය
திகதி
Date

31 August 2016

The Vice Chancellor,
University of Kelaniya.

Report of the Auditor General on the Financial Statements of the University of Kelaniya for the year ended 31 December 2015 in terms of Section 108 (1) of the Universities Act, No. 16 of 1978.

The audit of financial statements of the University of Kelaniya for the year ended 31 December 2015 comprising the statement of financial position as at 31 December 2015 and the statement of financial performance, statement of changes in funds and cash flow statement and a summary of significant accounting policies and other explanatory notes was carried out under my direction in pursuance of provisions in Article 154(1) of the Constitution of the Democratic Socialist Republic of Sri Lanka read in conjunction with Sub-section 107(5) of the Universities Act, No. 16 of 1978. My comments and observations which I consider should be published with the Annual Report of the University in terms of Sub-section 108(1) of the Universities Act appear in this report. A detailed report in terms of Sub-section 108(2) of the Universities Act, was issued to the Vice Chancellor of the University on 24 May 2016.

1.2 Management's Responsibility for the Financial Statements

The management is responsible for the preparation and fair presentation of these financial statements in accordance with Sri Lanka Public Sector Accounting Standards and for such internal control as the management determines is necessary to enable the preparation of financial statements that are free from material misstatements whether due to fraud or error.

1.3 Auditor's Responsibility

My responsibility is to express an opinion on these financial statements based on my audit. I conducted my audit in accordance with Sri Lanka Auditing Standards consistent with International Auditing Standards of Supreme Audit Institutions (ISSAI 1000-1810). Those Standards require that I comply with ethical requirements and plan and perform the audit to obtain reasonable assurance about whether the financial statements are free from material misstatements.



An audit involves performing procedures to obtain audit evidence about the amounts and disclosures in the financial statements. The procedures selected depend on the auditor's judgement, including the assessment of the risks of material misstatements of the financial statements, whether due to fraud or error. In making those risk assessments, the auditor considers internal control relevant to the University's preparation and fair presentation of the financial statements in order to design audit procedures that are appropriate in the circumstances, but not for the purpose of expressing an opinion on the effectiveness of the University's internal control. An audit also includes evaluating the appropriateness of accounting policies used and the reasonableness of accounting estimates made by management, as well as evaluating the overall presentation of financial statements. Section 111 of the Universities Act, No. 16 of 1978 give discretionary powers to the Auditor General to determine the scope and extent of the audit.

I believe that the audit evidence I have obtained is sufficient and appropriate to provide a basis for my audit opinion.

1.4 Basis for Qualified Opinion

My opinion is qualified based on the matters described in paragraph 2:2 of this report.

2. Financial Statements

2.1 Qualified Opinion

In my opinion, except of the matters described in paragraph 2:2 of this report the financial statements give a true and fair view of the financial position of the University of Kelaniya as at 31 December 2015 and its financial performance and cash flows for the year then ended in accordance with Sri Lanka Public Sector Accounting Standards.

2.2 Comments on Financial Statements.

2.2.1 Sri Lanka Public Sector Accounting Standard 07

Although revaluation is required in case the fair value of Property, Plant and Equipment deviates from its carrying amount, action had not been taken after the year 2009 to revalue and account the fair value of the lands legally owned by the University shown a sum of Rs. 654,759,142 as cost as at 31 December 2015.



2.2.2 Non - Disclose of Transactions with related Parties

A Senior Lecturer of the Department of Industrial Management of the University officiated as a member of the Board of Directors of the "Lanka Education and Research Network (LEARN) Company" incorporated under the Companies Act, No. 07 of 2007, and the University had obtained internet facilities from that company. This had not been disclosed in the financial statements.

2.2.3 Accounting Deficiencies

A sum of Rs. 1,627,334 directly credited to 02 bank accounts during the year under review had been accounted as an amount payable without identifying the nature and the period of the transaction

2.2.4 Unexplained Differences

According to the financial statements, the balance of the employee loans and advances amounted to Rs. 4,822,092 as at 31 December of the year under review, whereas it amounted to Rs. 4,943,292 as per schedules. Hence, a net difference of Rs. 121,200 was observed.

2.3 Accounts Payable

The following observations are made.

- (a) Withholding tax amounting to Rs. 252,214 had been retained in the accounts over a period of more than 02 years without being remitted to the Commissioner General of Inland Revenue.
- (b) Action had not been taken to settle retention money of Rs. 3,327,691 in connection with contracts completed during the period from the year 2006 to 2010.



2.4 Non-compliances with Laws, Rules, Regulations, and Management Decisions

The following non-compliances with laws, rules, and regulations were observed.

Reference to Laws, Rules, Regulations and Management Decisions

Non-compliance

- (a) Section 70 of the Universities Act, No. 16 of 1978
- Although it is the responsibility of the University to facilitate teaching for degrees or other academic distinctions, or hold examinations, 33 short term certificate courses had been conducted during the year under review by utilizing the resources of the University.
- (b) Financial Regulations of the Democratic Socialist Republic of Sri Lanka
- Financial Regulation 371
- (2) (c) "Ad hoc" Sub-Imprestts should be settled immediately after the completion of the purpose for which it is granted. However, advances totalling Rs. 727,844 granted to 06 officers for international conferences in the year 2007 and the year under review, capital advances amounting to Rs. 3,500,000 granted to 03 officers for PhD researches during the year under review had not been settled even by 31 May 2016.
- (c) Establishments Code for the University Grants Commission and Institutions of Higher Education.
- Section 3(1) of Chapter XX and Section 1.6.1 of Chapter X
- A sum of Rs. 1,137,569,476 had been paid as salaries and allowances during the year under review without verifying the attendance and leave of the academic staff.



- (d) Public Enterprises (i) Contrary to the referenced Circular, 8 per cent to 20 per cent of the salaries of the staff officers totalling Rs. 1,841,209 had been paid during the year under review for entertainment based on the Circular letters of the University Grants Commission. Despite being paid in such a manner, a sum totalling Rs. 1,656,057 had also been paid from the University Fund for offices and common entertainment activities.
- (ii) Benefits, specifically approved by the Cabinet, Ministry of Public Administration, or the Treasury can be paid on the approval of the Council. However, on the approval of the Council, an incentive of Rs. 100,000 had been paid during the year under review to a probationary lecturer of the Department of Economics for completing the 02 year Post Graduate Degree within a period of 03 years since the date of appointment.
- (e) Public Enterprises Circular, No. 12 dated 02 June 2003
- Section 7.4.5 Although a survey on library books had last been conducted in the year 2012, the report had not been prepared and furnished even up to 31 May 2016 the date of audit.

3. Financial Review

3.1 Financial Results

According to the Financial Statements presented, the operating result of the University for the year ended 31 December 2015, had been a surplus of Rs.474, 804,754 as compared with the corresponding surplus of Rs. 122,261,416 in the preceding year. The surplus of the year under review had increased by a sum of Rs. 352,543,338 as compared with the preceding year. The increase in the income from the external examinations, and the fee-levying courses by sums of Rs. 259,259,930, and Rs. 37,866,698 respectively, and the decrease in



other recurrent expenditures by a sum of Rs. 46,077,661 had specifically attributed to the improvement.

3.2 Contribution

The following observations are made.

- (a) Analysis of the financial results of the 04 preceding years with the year under review revealed a continuous surplus up to the year 2015. Considering the employee remuneration, Government taxes and the depreciation for non-current assets, the contribution of the University had shown a continuous improvement from the year 2012 to 2015. However, the contribution in the year 2014 had decreased by 70 per cent as compared with the year 2013. The contribution had again improved by 800 per cent in the year 2015.
- (b) Matters such as, increase in the income from the external examinations by 113 per cent, increase in the income from the fee-levying courses by 25 per cent during the year under review, and the increase in the fees charged for extension of time, had attributed to the improvement of the contribution during the year under review as compared with the preceding year. Increase of the course fees, and the increase of student enrolments by 10,000 in the year 2015 had attributed to the increase in the income from the external courses

4. Operating Review

4.1 Performance

The following observations are made.

- (a) Academic performance
The number of students enrolled for the Faculty of Medicine in the academic year 2005/2006 was 198, and after a gradual decrease, only 168 students had been enrolled for the academic year 2014/2015. Accordingly, the percentage of enrolments had dropped by around 15 per cent, and action had not been taken to enroll a maximum number of local students by utilizing the available resources.



(b) Progress of the Researches

- (i) It is an important task to implement the research projects carried out by the University lecturers. The Research Committee of the University had approved 26 research projects for the year 2015, and a sum of Rs. 6,685,000 had been allocated in that connection. Audit observations in this regard are given below.
 - Although 21 of the approved projects had been commenced, only Rs. 1,659,526 of the allocated sum amounting to Rs. 5,490,000 representing 30 per cent had been incurred.
 - Of the 21 projects in progress, progress reports relating only to 11 of them had been furnished.
- (ii) A sum of Rs. 105,000,000 had been allocated for research allowances in the year 2015. Without properly evaluating the progress of the researches, the University had paid a sum of Rs. 8,307,951 to 585 lecturers and officers in excess of the provision.
- (iii) The University of Kelaniya retained 3,087th position in the world ranking by December 2015, and it was observed that the ranking climbed up to 2,815th position by May 2016.

4.2 Management Activities

The following observations are made.

- (a) The University had failed to acquire the ownership of 11 plots of land being used by the University over a period of more than 20 years, even up to 30 April 2016.
- (b) Five plots of the land owned by the Government of 32 acres, 05 roods, and 64 perches in extent where the Faculty of Medicine, Ragama had been located and the possession had been held by the University on lease basis, had not been vested in the University properly.



- (c) According to the criterion established by the University for the fee-levying Courses, 10 per cent of the income received from the courses should be credited to the Development Fund of the Faculty. However, a sum of Rs. 23,743,886 in excess of that limit had been credited to the Development Fund. Furthermore, 5 per cent of the income from the courses should be remitted to the Government income, but only 4 per cent had been remitted to the Government revenue during the year under review. Although it had not been approved, 1 per cent of the course income had been credited to the Vice-Chancellors' Fund.
- (d) Two lecturers officiating in Public institutions on sabbatical leave, had been paid the interim allowance of Rs. 10,000 and the 20 per cent additional allowance by both the University and the other institutions during the year under review. In addition to the said allowances, the cost of living allowance, and the special allowances of 15 per cent and 05 per cent had also been paid by both institutions to another lecturer. According to the audit examination conducted with respect to the month of December, 2015, sums of Rs. 71,770 and Rs. 71,890 had been paid by the University and the other Public institutions respectively to the 03 lecturers in addition to their salaries. The management had not queried the relevant institutions as to the same allowance being paid twice.

Furthermore, the University had paid sums of Rs. 2,084,656, and Rs. 602,353 as academic and research allowances respectively to the said lecturers who had been on sabbatical leave and not in the university service during the year under review.

4.3 Operating Inefficiencies

The following observations are made.

- (a) According to Section 33 of Chapter 10 of the Establishments Code for the University Grants Commission and Institutions of Higher Education, it was observed that a sum of Rs. 61,933,498 had remained recoverable as at 31 December 2015 from 19 Lecturers who had breached agreements, and 14 of them were probationary lecturers. It was observed that the University was taking legal actions in connection with a sum of Rs. 5,974,527 recoverable from 3 lecturers, and additional financial costs would be likely to incur in the future in that connection. Although the bond value could be recovered from 48 installments in terms of the Establishments Code for the University Grants Commission and Institutions of Higher Education, it was observed



that long delays of 10-15 years would occur for the recovery as the payment of instalments had been agreed upon in smaller amounts.

- (b) The miscellaneous advances amounting to Rs. 250,000 given to a lecturer on 14 December 2012 for a MBA industry visit had not been settled over a period of more than 03 years up to 31 May 2016 the date of audit. Although a disciplinary inquiry had been conducted in that connection, no action had been taken up to 31 May 2016 to recover those advances.

4.4 Weaknesses in Contract Administration

Many defects, including cracks on the walls, and leakages in the sewage system, were observed in the physical verification conducted on 27 April 2016 in connection with the hostel building that had been handed over to the University on 23 February 2015 after completing the construction at a cost of Rs. 219,998,912 under the construction of 60 hostels project in the Ministry of Higher Education. However, action had not been taken to rectify those defects through the contractor within the period of warranty.

4.5 Personnel Administration

Ninety eight and 124 vacancies had existed in the academic staff and the non-academic staff respectively as at 31 December of the year under review. As such, a sum of Rs. 35,369,489 had been paid to the visiting lecturers during the year, and 37 trainees had been recruited on assignment basis and paying daily wages, for the posts in the clerical and allied services in the non-academic staff.

4.6 Underutilization of Funds

The following observations are made.

- (a) Although the balance of the Research Grants Fund amounted to Rs. 12,202,459 as at 01 January of the year under review, 86 per cent of that remained idle without being utilized during the year as only a sum of Rs. 1,744,545 was utilized during the year.

Furthermore, a sum of Rs. 38,027,883 had been received from external institutions for 03 external projects carried out by the Faculty of Medicine, whereas the expenditure had totalled Rs. 24,381,516 as at 31 December 2015. As the Faculty of Medicine had not maintained progress reports in that connection, the progress of the projects could not be examined.



- (b) Balances of income totalling Rs. 3,664,468 and Rs. 504,687 relating to 12 Reward Funds and 07 Scholarship Funds respectively as at 31 December 2015, had not been utilized for awarding scholarships since 2009.

5. Accountability and Good Governance

5.1 Action Plan

According to the Action Plan, it was expected to carry out 979 activities during the year under review. However, 365 activities had not been carried out, whereas 255 activities were in progress.

5.2 Internal Audit

The Internal Audit Division of the University consisted of 06 officers. In addition to the University of Kelaniya, audits of the affiliated institutions such as, Gampaha Wickramaarachchi Ayurveda Institute, Post-graduate Institute of Archaeology, and Postgraduate Institute of Pali and Buddhist Studies, together with pre - audits on the payment of provident funds, gratuity, pension, and contracts according to the internal audit program, had been assigned to this Division. The Internal Audit Division should be responsible for the Vice-Chancellor of the relevant University and the Director of the relevant institutions.

Sixty one per cent of the time of the personnel had been allocated for the pre - audits, whereas 39 per cent had been allocated for other audits. Furthermore, an adequate number of professionally qualified officers had also not been recruited.

5.3 Budgetary Control

As the budget for the year 2015 had been revised on 09 February 2016, it was not possible to satisfy in audit as to whether the budget had been made use of as an effective instrument of management control.

6. Systems and Controls

Deficiencies in systems and controls observed during the course of audit were brought to the notice of the Vice Chancellor of the University from time to time. Special attention is needed in respect of the following areas of control.



Area of Systems and Controls

Observations

- | | |
|---------------------------------|--|
| (a) Control of Fixed Assets | <p>Failure to account the fair value by revaluing the assets.</p> <p>Failure to acquire the ownership of lands and properties.</p> |
| (b) Administration of Libraries | <p>Failure to conduct surveys on library books.</p> <p>Failure to take action to recover the borrowed books.</p> |
| (c) Contract Administration | <p>Delays in the constructions.</p> <p>Failure to charge fines by extending the duration.</p> <p>Failure to get the repairs done within the warranty period.</p> |
| (d) Control of Advances | <p>Failure to settle the advances as soon as the completion of the intended task</p> <p>Settlement of advances through erroneous bills.</p> |

H.M. Gamini Wijesinghe.

Auditor General

21. Audit Committee Report

Composition of the Audit Committee

The Audit Committee of the University, established as a sub-committee responsible for the Council, consists of three non-executive members. The following officers were engaged in audit committee activities in the year 2015.

Members Up to March 2015

Participation in the committee in 2015 (participation/ due to participate)

1. Mr. Patrick Alexis Silva (Chairman)	2/2
2. Mr. Nimal Bopage	2/2
3. Mr. A. M. G. Amarakoon	2/2

2015 May onwards

1. Mr. Preethi Perera (Chairman)	2/2
2. Prof. J. B. Dissanayaka	0/2
3. Mr. D. B. Wijekoon	2/2

The members from the Auditor General's Department were also invited to participate as observers.

Meeting

As per Public Enterprises Circular No. P. E. D./31, committee meetings should be held at least four times a year. The Committee met four times in the year under review and the internal and external audit reports were discussed at these meetings. The Committee reports were submitted to the University Council for information and necessary action.

Main Responsibilities

The main objective of the Auditor Committee is to assist the Council for the efficient functions of the financial matters of the University.

The main responsibilities are;

1. Review and supervision of the financial statements, financial reporting and the continuation of the audit process.
2. Examine any matter related to the finance of the University and other related matters.
3. Supervision of the internal audit plan and programme.
4. Investigate the external and internal audit reports and take follow up action on recommendations.
5. Review and supervision of the effective performance of the internal system controls.
6. Approval of the annual internal audit plans and programmes.

Activities within the Year

The Committee was engaged in the following activities within the year under review.

1. Approval and supervision of the annual internal audit plans and programmes.

The Committee approved and supervised the internal audit plan and internal audit programme for the year 2015. The Committee reviewed and supervised the effectiveness of the internal audits, performance of the queries and the performance of the Internal Audit Division.

2. Compliance with the laws and regulations

The compliance with the relevant laws and regulations were reviewed with the reports submitted by the external and internal auditors. The Committee further followed up on the preparation and presentation of the annual accounts reports of the University and the settlement of statutory payments such as gratuity and Provident Funds.

3. Continuous review and supervision on the violation of contracts

The Committee continuously reviewed and supervised the recovery process from the staff members who violated bonds. This enabled the recovery of the complete bond amount from 4 persons and Rs. 5.7 million was recovered in the year under review. The Committee considered the long term re-payment of small amounts of bond values by those who violated bonds and a methodology including the number of installments and the minimum value of an installment was prepared based on the recommendations of the Audit Committee and submitted to the Council dated 12.05.2015 and implemented.

4. Review and strengthening of the internal control system

The recommendations such as acquiring assets, preparing and presentation of final accounts, lending library books, annual fixed asset survey, recovering the unsettled advances and recovering employee loans were proposed in the year under review for the strengthening of the internal control system. The actions taken to correct the weaknesses depicted in the Auditor's Report and Audit Inquiry for the year 2015 was continuously reviewed.

5. Audit Committee Meetings

The Audit Committee meetings were held at four occasions within the year ended as at 31st December 2015. After the tenancy of the Audit Committee members representing the Council at the commencement of the year 2015, three new Council members were appointed for the Audit Committee. A representative from the Auditor General's Department participated at every meeting of the Audit Committee as a supervisor. Other staff members from the University were also invited when required. Senior Assistant Internal Auditor acts as the Secretary of the Committee.

Conclusion

The Committee was satisfied with the success of the follow up activities based on the recommendations on the matters considered by the Committee in the year 2015.

**Chairman
Audit Committee
University of Kelaniya**

22. Observation of the Council of the University of Kelaniya on the Report of the Auditor General

My No: UK/IA/FAR/2015

Your No: EC/F/UOK/1/15/34.

28th November 2016

Mr. H. M. Gamini Wijesinha,
Auditor-General,
Auditor-General's Department,
No. 306/72,
Poldoowa Road,
Battaramulla

Report of the Auditor General on the Financial Statements of the University of Kelaniya for the year ending 31st December 2015 in terms of the sub-section 108 (1) of the University Act No 16 of 1978.

The following observations as considered by the 443rd Council held on 16th November 2016 in terms of section 108 (1) of the University Act on the report on accounts pertaining to the year ending 31.12.2015 which was forwarded with your above even numbered letter dated 31st August 2016 are submitted herewith.

2. Financial Statements

2.1. Qualified Opinion

Agreed.

2.2 Comments on financial statements

2.2.1 Sri Lanka Public Sector Accounting Policies

The legal ownership of several lands used by the university has not been transferred to the university yet. As per Sri Lanka Accounting Standards, when an asset is revalued the whole class of that asset has to be revalued and action will be taken in future to revalue after the legal ownership of all the property has been acquired.

2.2.2 Non-Disclosure of Transactions with Related Parties

The said lecturer who was the Director of the Information and Communication Centre of the University in the year 2015, has not held any directorship at the LEARN institute. However, though another lecturer was a member of the Board of Directors of the said institute, such details were not disclosed in the accounts, as he could not influence the administrative matters of the University. However, action will be taken to disclose transactions with related parties from the year 2016.

2.2.3 Accounting Deficiencies

This situation has occurred due to the failure to identify the direct credits to the bank as information on direct credits to the bank are not received. Further, Rs. 92,706.29 out of the unrecognized Rs. 1,627,334 has been recognized and the relevant adjustments have been made by 2016 – E 211 and R 397 journals.

2.2.4 Unexplained Differences

The amount of Rs. 120,000/- out of Rs. 121,200/- as at 31st December 2015 on employee loans and advances were related to vehicle loan and it had been computerized twice in the year 2015. That said fault, Rs. 800/- being the difference of special advances and Rs. 400/- being the special advance deducted from the Provident Fund of Mr. M. R. N. Aberathna, have been settled in the schedules for 2016.

2.3 Accounts Payable

2.3 (a) Action is being taken to settle the balance of the withholding tax.

2.3 (b) All the other deposits except that should be retained in the 2016 have been adjusted to income by the journal No. 2016 E – 190.

a. Non-compliance to Rules, Regulations and Management Decisions

(a) Section 70 of the Universities Act, No. 16 of 1978.

The certificate courses conducted within the year 2015 have been conducted to add value to create a qualified student generation from the University. These short-term certificate courses are conducted, as students do not get the opportunity to study all these subjects in their degree courses and in order to provide an opportunity for the students to improve their quality of degrees.

By studying these certificate courses, Sinhala medium students are given the opportunity to study Tamil language and Tamil medium students are given the opportunity to study Sinhala language, which is a requirement of the Government, and enhancing their knowledge on computer studies that would increase their employability.

Further, it is shown that these courses are mostly conducted in the weekends without any disturbance to the academic programmes of the undergraduates, and without any deviation from the main objectives of the University, and these courses are conducted as an additional service while fulfilling the responsibilities of the graduate degree courses. At the same time, the UGC Circular 04/2016 has provided guidelines for the implementation of self-financed courses such as these and it has encouraged all the Universities for the maintenance of such courses.

(b) Financial Regulations of the Democratic Socialist Republic of Sri Lanka
Financial Regulation 371 (2) (c)

Rs. 200,000/- of the International conferences advances have been settled by the journal E-282 and the relevant sections have been informed to settle other advances and the lecturers who had received PhD advances have gone abroad. Action will be taken to settle them after the bills are produced.

(c) Establishment Code of the University Grants Commission and Institute of Higher Education

As it is with the other universities the arrival, and departure attendance registries and finger-markings of machines are not maintained for the academic staff of this University. However, each Department with respect of the lectures and practical conducted by the academic staff in order to certify the period of such activities, maintain registries signed by lecturers with student participation. The attendance of the academic staff can be verified by such documents. Further salaries and allowances are paid based on the confirmation submitted by Section Heads as to the attendance of the respective staff on the Pay Abstracts of the Staff that are forwarded by Department Heads before salary is paid in each month.

(d) Public Enterprises Circular No. 95 dated 14 June 1994

i. Action had been taken as per the UGC Circular No. 06/2014 dated 26th March 2016 and UGC Circular No. 06/2014 (I) dated 24th July 2014. At the same time, expenses for the entertainment activities will have to be borne as common meetings with the Council, Senate, Department Heads, unions, students and the staff has to be conducted.

ii. This incentive has been paid as per the approval of the Council No. 414 held on May 2014 as an incentive to obtain the post-graduate qualification of the academic and administrative staff of the University so that a more qualified and efficient service can be obtained from them.

(e) Public Enterprises Circular No. 12 dated 02 June 2003

Survey on library books was commenced in June 2012 which had been a long-term requirement. The final report was submitted on 10th November 2016 even with a slight delay, due to the conduct of an investigation to collect information on the existing books of the library, as a formal survey of this kind had not been conducted since the inception of the library.

3. Financial Review

3.1. Financial Results

Agreed.

3.2 Contribution

3.2 (a) Agreed.

(b)The student registration of the Distance and Continuous Education Centre for the last years has been as follows:

Students for the academic year 2011 were registered in the year 2012 and for the academic year 2012/2013 the registration was conducted in the year 2015 as follows:

	Academic year 2011	Academic year 2012/2013
Bachelor of Arts (General)	17,991	24,399
Business Management (General)	6,355	3,241
Bachelor of Commerce (Special)	30	65
Bachelor of Science (General)	91	-
	24,467	27,705

24,467 students were registered for the academic year 2011 and 27,705 students were registered for the combined academic year 2012/2013 and accordingly, the excess number of students registered for the academic year 2012/2013 as compared to the academic year 2011 was only 3,238. Therefore, the phrase “the increase of student enrolment by 10,000” in paragraph 3.2 (b) has to be corrected as “student enrolment by 3,238”.

4. Operating Review

4.1 Performance

4.1 (a) Academic Performances

Though 198 medical students were enrolled in the academic year 2005/2006 and only 168 medical students were enrolled in the academic year 2014/2015, this is not a gradual decrease in the number of students and it is the average and optimum number of students for one batch of students.

The number of students enrolled for medical degree and surgery degree programmes are as follows:

<u>Academic Year</u>	<u>Total Number of Students Enrolled (Foreign)</u>
2005/06	198 (3)
2006/07	165 (6)
2007/08	185 (16)
2008/09	178 (15)
2009/10	174 (16)
2010/11	170 (12)
2011/12	192 (15)
2012/13	167 (8)
2013/14	172 (8)
2014/15	168 (7)

The enrolment of students for the Faculty of Medicine depends on the existing facilities at Northern Colombo Teaching Hospital in Ragama (which is maintained by the Ministry of Health) and such facilities are not provided by the Kelaniya University. The maximum number of students that can be enrolled to the Faculty due to the limited space available at the medical and surgery sections of this hospital (such as the number of beds) is around 170-175.

Accordingly, 160 local students and several foreign students had been enrolled in the said academic period as suggested by the UGC. Moreover, action is taken to enroll a limited number of eligible foreign students based on merits and 5-15 students from Bhutan as per the MOU between the Government of Bhutan.

The number of students enrolled to the Faculty of Medicine for the academic year 2005/06 had to be increased by the UGC due to an examination paper marking fault of the Chemistry paper of (GCE) A/L examination conducted by the Department of Examinations. At the same time, the UGC had to increase the student enrolment for the academic year 2011/12 due to a conflicting situation on the Z score regarding the old and new syllabuses of the said academic year. Though students more than 190 had to be enrolled in these two academic years, it is noted that it was not the expected optimum situation.

(b) Progress of the Research

(i) Rs. 6,685,000/- has been received for the 26 research projects approved in 2015. However, one research project is completed by now and four projects are not commenced yet. Therefore, Rs. 5,490,000/- is approved for the commenced 21 projects and the utilized amount is Rs. 1,871,423.29 i.e. 34.14%.

It is expected to utilize the said amounts in future as the timeline for these projects ranges from year 1 and 2 and some projects have extended the period.

(ii) These allowances have been provided to the said lecturers, other officers after their research proposals are evaluated by a Board appointed in this regard as per the Management Services Circular No. 45 dated 07.04.2011, and No. 09/2011 dated 19.04.2011. The research allowance is continued to be paid on the basis that the researcher has endorsed that activities pertaining to the research proposal are in progress or else on the basis that a new proposal is submitted. Assessments to this effect are done as and when required.

(iii) A Research Council was established at the University of Kelaniya with the objective of developing the research activities of the University and creating a research culture and it has performed a number of activities targeted at the said objectives and such activities are as follows:

1. Conducting international research symposiums at all the academic departments of the faculties, providing financial facilities for same and assessing the Faculty that conducts the most number of seminars.
2. Encouraging all the lecturers to publish research in indexed journals and assessing the lecturer who has published highest no. of articles in indexed journals, Best Researcher, Best Young Researcher, Most Outstanding Researcher in order to encourage such research activity.
3. Encouraging all the lecturers to create Google Scholar and Research Gate accounts and publish their research articles in those accounts and considering the number of papers uploaded into such accounts, when research allowances are granted.

4. All the research papers published by lecturers at Faculty levels are evaluated at the Progress review Meeting and discussion of its development and drawbacks.

5. In addition to Activities of the Research Council, Web Masters have been appointed by the University Web Master at the department level and special tasks are conducted by creating department-wise web pages and updating them as required.

The University has been able to achieve a higher place in the global ranking due to the progress cited above.

4.2 Management Activities

(a) The lands used by the University are acquired by the State for the purpose of the University. The University has all the relevant Gazette notifications in this regard and only ownership certificates are to be issued now. A request has been made in this regard to the Divisional Secretariat. However, the Divisional Secretary has stated that the Survey Plan on the relevant land was made in 1964 and ownership certificates need to be issued after a new survey is conducted. Accordingly, a direction has been issued to the Gampaha Survey Authority for re-surveying the said lands and the University has made necessary payments for it. It will be able to obtain ownership certificates after the Gampaha Survey Authority has conducted the land survey.

(b) The Ministry of Higher Education has been requested to transfer the State land in which the faculty of Medicine, Ragama is situated and action is being taken in this regard. However, an outside party has filed litigation against the University claiming ownership of the land and therefore there is a delay in the transfer of the land.

(c) As per the decision of the Council No. 391 dated 15.05.2012 the balance amount after the all the expenditure for the fee-levying courses is incurred can be utilized for the development of the department. Accordingly, Rs. 23,734,886/- from the Master of Arts/Master of Social Sciences has been transferred to the Faculty Development Fund.

When money is transferred to the State income and the Vice-Chancellor Fund action has been taken as per the decisions of the Council No. 387 dated 10.01.2012.

(d) The sabbatical leave with salary has been provided to the University lecturers who have completed the requirements for sabbatical leave and the recommendation of the Leave and Main Committee and the approval of the Council as per the UGC Circular No. 408 and other Circulars.

As per the provisions of the said Circular, the said lecturers are not restricted from working in a different place in order to engage in research activity or obtain professional experience.

Such institutes decide on the conditions of service of such lecturers, the allowances paid to them, and the University cannot influence in that regard.

At the same time, as per the UGC Circulars there is no hindrance to make payments for the academic allowance for the lecturers who receive paid sabbatical leave.

4.3 Operational Inefficiencies

(a) According to the Establishment Code on the recovery of installments from the lecturers who had violated contracts the maximum period for such recovery is 48 installments and they have been informed about the minimum installment and the recommendations of the Audit Committee have been submitted to the Council after referring to the Audit Committee. This recommendation has also been sent to the lecturers that have violated contracts and action will be taken against those who violate them.

(b) Action has been taken to recover Rs. 176,941.80 the value of the invoice that cannot be accepted by the University from the lecturer who received this advance amount and from the Course Coordinator after the inquiry on this matter is completed.

4.4 Weaknesses in Contract Administration

The relevant contractor has repaired the defects of Rs. 219,998,912/- mentioned about the hostel building which was handed over to the University on 23rd February 2015 and it has been handed over on 30th May 2015.

4.5 Personnel Administration

Academic/ administration/ academic assistant and medical staff

Number of Vacancies	Academic and Library Staff	Administration	Administration (other)	Academic Assistant	Medical Officers
Vacancies as at 31.12.2015	84	02	08	22	01
Creating New Vacancies	13	01	-	01	-
Vacancies due to Retirements/ Resignations/ Deaths	21	-	-	-	-
New Recruitments	(20)	(03)	(01)	(03)	-
Vacancies as at 31.10.2016	97	-	07	20	01

Paper advertisements are already published to fill the above vacancies and the applications are pending. Moreover, interviews are held for lecturer posts. There are some appointed posts and such officers would resume duties in future.

Vacancies in the Non-academic staff

Number of vacancies as at 31.12.2015	- 13
Number of recruitments from 01.01. 2016 to 17.10.2016	- 77
Number of on the job trainees on assignment basis/ daily paid basis	- 28

Action has been taken to call for applications from both internal and external advertisements for the other vacancies and written/ practical/ professional/ fitness examinations and interviews are to be conducted for the recruitments for the applied vacancies.

4.5 Under-utilization of funds

(a) These funds are allocated for the research activities. From the three projects that are externally funded, the progress report on Influenza has been sent to the St. Jude Children's Hospital and the progress reports of the Biomass Smoke Project and Solid Fuel Smoke have been sent to the Alabama University. The said institutes conduct performance analysis in every three month.

(b) The criteria for the selection of eligible scholars for each Scholarship Fund and Reward Fund have been established under each fund. Scholarships cannot be granted to those who do not comply with the criteria. Accordingly, scholarships and rewards were not granted as there were no students who had fulfilled eligible performance levels and as there were no adequate funds.

5. Accountability and Good Governance

5.1 Action Plan

The review on the progress of the Action Plan 2015 was conducted and the report was submitted on 17.05.2016.

5.2 Internal Audit

As per the UGC Circulars, pre-audit actions have to be taken on the payment of Employee Provident Fund, pensions and gratuity to the staff of the University and the ancillary institutions and at their retirements or resignations. At the same time, pre-audit actions have to be taken on the final bills for the contract payments based on audit committee recommendations and the approval of the Council. Auditing is conducted based on the available human and other physical resources of the Division. One professionally qualified Audit Assistant is attached to the Division and the proposal for the creation of 8 Audit Assistant posts based on the recommendations of the Staff Review Board has been submitted for approval.

5.3 Budgetary Control

The approved provisions for the year 2015 of the University of Kelaniya were altered by the Treasury from time to time. The final provision document was presented on 29.12.2015. The amended budget document was presented to the Finance Committee in January and its recommendations were presented to the next Council. Accordingly, there was no delay.

6. Systems and Controls

(a) Control of Fixed Assets

The legal ownership of several lands used by the university has not been transferred to the university as yet. As per Sri Lanka Accounting Standards when an asset is revalued the whole class of that asset has to be revalued and action will be taken in future to revalue after the legal ownership of all the property has been acquired.

(b) Administration of Libraries

A formal book survey will be conducted soon after the activities of the book survey for the year 2012 is completed.

The following methodologies are implemented to verify the return of books from the readers:

- Obtaining a certificate to the effect that the student is free from library liabilities before examination certificates are issued.
- Take action to recover the deposit of Rs. 5,000/- which is refunded to the temporary lecturers and post-graduate students.

(c) Contract Administration

Action has been taken to finalize the constructions for the year ended 31st December 2015 within the stipulated time period and most of the constructions have been completed before the said period. At the same time, action has been taken to charge fines for the constructions that are not completed before the stipulated period.

(d) Control of Advances

The balance amount is returned as soon as the advances are received and there are delays due to voucher errors and approval matters. Action will be taken in future to avoid such delays.

Signed by

Prof. Sunanda Madduma Bandara

Vice – Chancellor

Copies : – 1. Secretary - Ministry of Higher Education and Highways
2. Secretary - Ministry of Finance
3. Secretary – University Grants Commission

Faculty of Commerce and Management Studies

Mission

The mission of the Faculty of Commerce and Management Studies of the University of Kelaniya is to “produce academically and professionally competent personnel to take up managerial positions in organizations, create an entrepreneurial culture, and broaden the horizon of knowledge pertaining to the discipline of Commerce & Management”.

Introduction to the Faculty

The Faculty of Commerce and Management Studies can be identified as the youngest faculty of University of Kelaniya with the uniqueness of becoming one of the finest and fast growing faculties in the country. The origin of the Faculty could be traced back to the point when the Department of Commerce was established under the faculty of Social Sciences in 1976. With the commitment and untiring efforts of academic staff, students and other stakeholders, we achieved the faculty status in 1995.

Current Progress

Academic Programmes

Since then, the Faculty has been able to draw attention of the stakeholders and popularity within the university community in a rapid phase in terms of quality more than the quantity. Some of the best examples to prove this improvement of quality are as follows. The graduate employability of the faculty is 85.5% which is the highest among the management Faculties in the country. The Department of Marketing Management obtained the ISO certification which is the only department to have obtained this among the Management fraternity in the island. It is also the only department currently offering an ISO certified degree programme. Apart from that the BB.Mgt. (Finance) Special Degree programme offered by Department of Finance was accepted into the University Recognition Programme of Chartered Financial Analysts (CFA) Institute-USA in 2014.

The Faculty currently consists of 5 departments, and a strength of 103 academic staff members, 2209 undergraduate students and 27 nonacademic staff members. The 5 departments namely Commerce & Financial Management, Human Resource Management, Marketing Management, Finance and Accountancy offer 10 undergraduate (special degree) courses, 05 Master Degree programmes, 2 postgraduate diplomas and 3 diplomas and 4 higher diplomas in addition to the PhD programmes.

The Faculty offers a semester based academic programmes and underwent a further revision of curriculum which is implemented for 2013/14 academic year while catering to the latest trends of the subject field, interests of the academia and current demands of the dynamic job market. The Faculty is continuously in process of introducing new courses to be offered to the general public apart from main academic programme as an additional service to the community. Accordingly in 2015, the Faculty introduced 07 diplomas and 02 postgraduate diploma programmes.

Faculty of Graduate Studies

FGS offers a variety of programs, ranging from postgraduate diploma level to doctoral level. Currently, there are over thirty five programmes offered by the various Faculties and institutions, leading to a Master's degree. Some of the courses are based only on course work, while others are based on research, and some others are a mix of course work and research. Course work at FGS means face-to-face teaching as in a traditional university. These courses are usually conducted during weekends or evenings, to enable people who are already employed to enhance their knowledge and skills. In order to be more accessible, FGS hopes to be in a position to launch distance learning modules in the near future.

Postgraduate study at MPhil (Master of Philosophy) and PhD (Doctor of Philosophy) levels are possible in each Faculty of the University of Kelaniya. These programmes tend to build on the skills acquired at undergraduate and Master's levels. They involve an applicant being assigned to a supervisor for guidance in conducting research. The applicant and supervisor/s work together to achieve the objectives of the research program. If you have no previous experience in conducting research, it would be best to register for a Master's level program before attempting an MPhil or PhD. This is because most Master's level programs include modules on research methodology.

Faculty of Humanities

The academic tradition and the history of the Faculty of Humanities dates back to the inception of the Vidyalankara Pirivena. Today, the former Faculties of the Pirivena, the faculty of Languages, the Faculty of Buddhism and the Faculty of Arts come under the aegis of the Faculty of Humanities.

Maintaining the highest standards of the disciplines of Languages, Arts, Buddhist studies was the main objective of the faculties those days. Currently, the Faculty of Humanities continues to maintain those objectives within a greatly enhanced discipline.

Department of Sinhala, Department of English, Department of Pali & Buddhist Studies, Department of Sanskrit, Department of Hindi, Department of Modern Languages, Department of Linguistics, Western Classical Culture & Christian Culture, Visual Arts, Design & Performing Arts Unit, Drama & Theatre and Image Arts Unit and ELTU are the Departments attached to the Faculty of Humanities.

In addition, Language labs and computer labs have been established for the use of the undergraduates of the Faculty. The Faculty Research center is also located in the faculty premises for the use of researchers of the Faculty.

Faculty of Medicine

Vision

The Faculty aspires to be an internationally recognized institution of higher education in a culture of excellence and integrity that helps to generate and impart knowledge in the medical sciences.

Mission

The Faculty of Medicine

- Educates medical students, postgraduate doctors, allied health care professionals and the public,
- Provides patient oriented medical care to prevent, diagnose and treat human illness, and
- Conducts basic, applied and clinical research

In an environment of high quality education that nurtures a spirit of inquiry, initiative, equality and social responsibility

Graduates of the Faculty will have the knowledge, the skills and attitudes to be successful in providing services to the community, country and beyond as individuals and opinion leaders in a globalized health care environment

At the Faculty of Medicine, knowledge is advanced by an academic community with a passion for teaching, student training and scientific enquiry. By providing an excellent environment for learning and research, we will encourage scholarship at the highest level.

Overview

The Faculty of Medicine is situated in a spacious, 35-acre campus at Ragama. It commenced activities with the admission of 120 medical students in September 1991. Twenty one batches of medical students have since graduated from the Faculty, and the next intake in January 2016 will be the 27th batch. The faculty introduced a four-year BSc in Speech and Hearing Sciences in 2008. Three batches of these students have now graduated, and the next intake will be the 8th.

Today, the Faculty has about 1100 undergraduate students: approximately 900 medical students and about 200 BSc (SHS) students. The medical students include 70 students from overseas, mainly from other South Asian countries, who have been admitted on a fee-levying basis. The Faculty has 125 academic staff on the permanent cadre, as well as about 20 on the temporary cadre, and over 60 visiting staff that include consultants who are attached to the affiliated teaching hospitals. The Faculty prides itself on its research activities, and its output is perhaps the highest among medical institutions in Sri Lanka. A total of 23 academic staff members received President's Awards for Scientific Publication in 2013, at the ceremony conducted in November 2015.

Faculty of Science**Mission**

The mission of the Faculty of Science of the University of Kelaniya is to produce highly motivated graduates and postgraduates capable of making a significant contribution towards national development and the wellbeing of mankind, to conduct research and provide advice and consultancy services in various scientific disciplines to foster a better understanding of the environment for sustainable use and conservation of natural resources.

Overview

The Faculty of Science of the University of Kelaniya consists of eight academic departments, namely the Departments of Botany, Chemistry, Industrial Management, Mathematics, Microbiology, Physics, Statistics & Computer Science and Zoology and Environmental Management. The Faculty of Science now offers six BSc Degree Programmes viz, Two BSc Degree Programmes of 3 year duration and four Honors Degree Programmes of 4 year duration. The BSc Degree Programmes are BSc Degree and BSc Degree in Environmental Conservation and Management (ENCM). The Honors Degree Programmes are BSc Honors Degree, BSc Honors Degree in Environmental Conservation and Management (ENCM), BSc Honors Degree in Management and Information Technology (MIT) and BSc Honors Degree in Software Engineering (SENG).

The Faculty also spearheads the EDCON project, which links the University with industry through consultancies with client organizations. In 2013, the Faculty of Science had the distinction of winning the highest grant allocation from all windows of HETC project, funded by the World Bank.

Faculty of Social Sciences

Overview

Faculty of Social Sciences consists of 09 Departments. The Faculty offers 18 subjects for the Bachelor's degree. Students are able to follow Bachelor of Arts (General) and Bachelor of Arts (Special) degree in these subjects. Lectures, seminars and workshops are held with the participation of specialists in various fields for the improvement of knowledge of the students, in addition to lectures and other tutorial classes relevant to degree courses by various departments of the Faculty.

Also, certificates and Diploma courses, Postgraduate Diploma courses, M.A. (one year) and M.S.Sc (two year) courses from selected subject streams in the Faculty of Social Sciences are conducted. Facilities to follow M.Phil. and Ph.D. degrees based on research are available, including a research laboratory, information technology facilities and other resources of the Faculty.

In 2012, the Palm Leaf Manuscript Library was opened at the Faculty premises, heralding a new era blending the old and the new in research methodology and archiving.